

A Catalogue
of Surgical Instruments
and
Surgical Sundries

MINIATURE EDITION


CHAS. F.
THACKRAY
LIMITED

*The University Library
Leeds*



*Medical and Dental
Library*

290 w26
CHAT



Digitized by the Internet Archive
in 2015

<https://archive.org/details/b2152449x>

Chas. F. Thackray Ltd.



Head Office formerly "The Old Medical School at Leeds"

**CATALOGUE OF
SURGICAL INSTRUMENTS
AND SURGICAL SUNDRIES**
(MINIATURE EDITION)

by

**CHAS. F.
THACKRAY**
LIMITED

Head Office: P.O. Box 171
Park Street
LEEDS
LS1 1RQ

Telegrams
and cables: "Aseptic, Leeds"
Telephone: 0532 20085
Telex: 55293 CHAMCOM, LEEDS
for THACKRAY

Works: St. Anthony's Road
Beeston
LEEDS II.

London Office: 69 Weymouth Street
LONDON W1N 4BT

Telephone
and telegrams: 01-935 8152

Glasgow Office: 2 Queen Margaret Road,
GLASGOW N.W.

Telephone
and telegrams: 041-946 2087

INTRODUCTION

CHAS. F. THACKRAY LTD. have pleasure in presenting this new, up-to-date catalogue of Surgical Instruments, Appliances and Sundries, which is complementary to their existing green-bound catalogue of Hospital Furniture, Sterilization Apparatus and Surgical Sundries.

This edition is fully illustrated, contains many new instruments not previously listed and, as far as possible, obsolete patterns have been omitted to ensure an up-to-date selection of instruments in everyday use.

Acknowledgment is made to the many leading surgeons who have given their advice, assistance and permission to illustrate their instruments.

CHAS. F. THACKRAY LTD. have well-equipped modern workshops situated at St. Anthony's Road, Leeds 11, where their products are made by skilled craftsmen. In addition to Surgical Instruments, other items manufactured include Sterilization Apparatus, Operation Tables, Theatre and Ward Equipment, etc. A high standard of quality is maintained and every care is taken to ensure correctness to pattern. Members of the Medical and Nursing Professions and Hospital Administrators are cordially invited to visit our workshops to see the actual making of instruments and equipment.

STAINLESS STEEL (a British invention) is the material of choice for Surgical Instruments and, where practicable, items are made from this grade of steel.

CHAS. F. THACKRAY LTD. reserve the right to improve existing models of instruments when given professional advice that such alterations are proved of definite value.

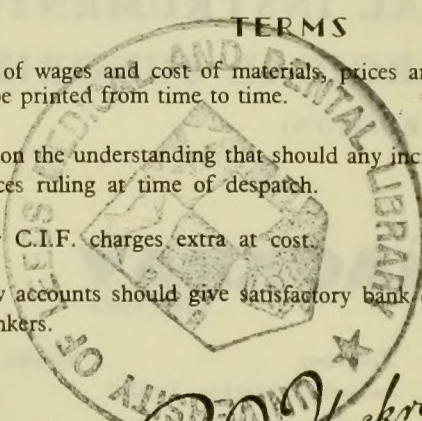
TERMS

Due to the fluctuation of wages and cost of materials, prices are not printed in this catalogue, but a separate price list will be printed from time to time.

All orders are accepted on the understanding that should any increases occur before supply, they will be charged out at the prices ruling at time of despatch.

Packing and F.O.B. or C.I.F. charges extra at cost.

Customers opening new accounts should give satisfactory bank or trade references or arrange for payment through their bankers.



Chas. F. Thackray
LTD

7690695



QUALITY

Thackray Products represent the best obtainable in material, workmanship and durability. They set the standard for efficiency and lasting service.

In manufacturing, price is not considered until Thackray products fulfil every demand of modern Surgical practice and the finished article meets every requirement for efficient service, dependability and appearance. The price is then fixed as low as possible consistent with the cost of production.


Thackray Products are built to give satisfactory service and you are respectfully asked to bear this in mind when perusing the following pages.

"There is hardly anything in the world that some man cannot make a little worse and sell a little cheaper, and people who consider price only are this man's lawful prey."

RUSKIN

Chas. F. Thackray
LTD.

THE "THACKRAY" OPERATION TABLE
NEW UNIVERSAL MODEL OF IMPROVED DESIGN
Adaptable for General and Specialised Branches of Surgery



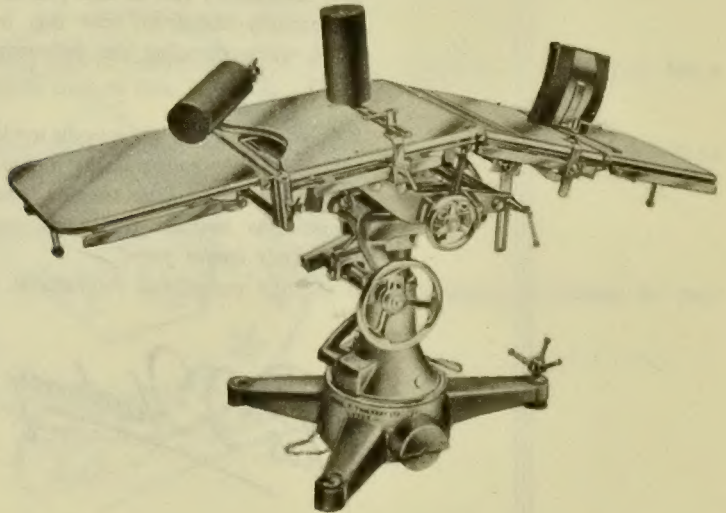
Divided Trunk Section can be angulated up or down to give various positions for gall bladder, kidney and thoracic operations.

Trendelenburg and reversed Trendelenburg positions controlled by a LARGE HAND-WHEEL UNDERNEATH HEAD-END OF TABLE.

Other special features include: Improved Oil-Pump Base and STAINLESS STEEL TOP, Removable Foot End Flap.

Complete range of Accessories.


Table can be adjusted to *Lateral Tilt* position and fitted with padded supports. Buttock, Pelvic and Chest.



"MODERN OPERATION TABLES" — A CATALOGUE SHOWING COMPLETE RANGE OF MODELS AVAILABLE ON REQUEST.

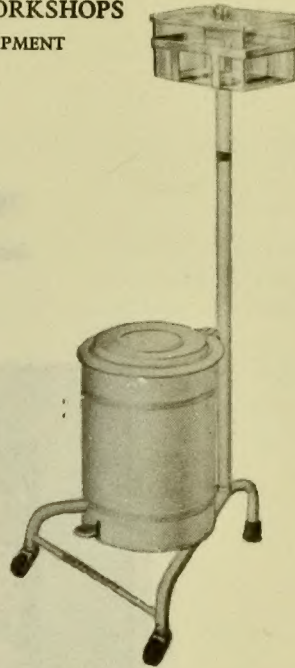
Chas. F. Thackray Ltd.

PRODUCTS OF THE THACKRAY WORKSHOPS
A FEW EXAMPLES OF HOSPITAL EQUIPMENT



PEDAL-ACTION STERILIZER DRUM STAND

Lids of drums opened by foot-pedals. Fitted with shelf for spare drums.



TROLLEY FOR MASKS

Designed for use in Maternity Wards. Fitted with acrylic box on upright for clean masks and receptacle at base for disposal of used masks.



TWO
NEW
MODELS
OF
SURGEON'S
STOOLS




Specially designed for "Sitting Down to Surgery" (*vide "Lancet", April 4th, 1953, pages 690-2*). Adjustable for height, comfortable saddle-shaped seats. The model on right has a strong coiled-spring on its heavy base to enable the surgeon to instantly adjust his posture.

SEPARATE CATALOGUE SHOWING COMPREHENSIVE SELECTION OF HOSPITAL EQUIPMENT
AVAILABLE ON REQUEST

Chas. F. Thackray Ltd.

STERILIZING EQUIPMENT

manufactured by Chas. F. Thackray Ltd.




Suite of High Speed
High Vacuum Dressings autoclaves supplied to the Colonial War Memorial
Hospital, Suva, Fiji

Chas. F. Thackray Ltd.

STERILIZING EQUIPMENT

manufactured by Chas. F. Thackray Ltd.




Suite of High Speed Instrument and
Utensils autoclaves with High Pressure Water Sterilizers supplied to the
Colonial War Memorial Hospital, Suva, Fiji

Chas. F. Thackray Ltd.

STERILIZING EQUIPMENT

manufactured by Chas. F. Thackray Ltd.



Fully Automatic High Speed
Dressing autoclave conforming to latest British Standard Specification

THE MANUFACTURE OF SURGICAL INSTRUMENTS AND EQUIPMENT

AS WOULD BE SEEN DURING A TOUR OF THACKRAY'S WORKSHOPS AT ST. ANTHONY'S ROAD,
LEEDS, 11.

Hand-forged Instruments:

Surgical instruments, in some form or other, are nearly as old as man himself. One of the earliest surgical operations was that of trepanning, which was performed by surgeons of the Neolithic period, using tools made of flint. A study of the annals of recorded history would reveal a fascinating array of instruments, operation tables and apparatus.

A visit to a modern factory producing the tools and equipment for use by the surgeon is an interesting experience. It is surprising how few members of the medical and nursing professions have visited the places where the instruments on which they depend are made. It is also surprising to learn from visitors



Fig. 1. Hand-forging of surgical instruments

of the many misconceptions which are prevalent as to the methods of manufacture from "pouring molten metal into moulds" to "putting a piece of steel in a machine at one end to produce a finished instrument at the other."

Surgical instruments are made from a variety of materials such as steel, brass, copper, silver, etc. Perhaps the most important is steel and more particularly *stainless steel*; this British invention is a comparatively recent innovation but is now almost in universal use for steel instruments.

Stainless steels are of several varieties, but the surgical instrument maker is mainly concerned with one, which can be hardened and tempered.

This is a high chromium steel and is similar to that used in the manufacture of stainless cutlery. It reaches the factory in the form of bars which may be square, rectangular or round in section. Looking at these lengths of rough material with a dark grey appearance, one wonders how such pieces of metal can

The Manufacture of Surgical Instruments and Equipment *(Continued)*

be fashioned into gleaming highly-polished instruments which are rust-proof. Such a transformation reveals craftsmanship at its best.

Surgical instrument making, from bar to finished instrument such as a forceps, is roughly divided into three separate crafts—forging, fitting and polishing. Perhaps the most fascinating to the onlooker is the first. The hand-forgery of surgical instruments is in a special class of his own, when the vast number of patterns of steel instruments and the wide variety of shapes, both simple and intricate, are considered. Everything depends on the forger in providing the rough forgings to correct size and shape for the fitter. In Fig. 1 is a corner of a hand-forging department where these skilled workers can be seen drawing out and

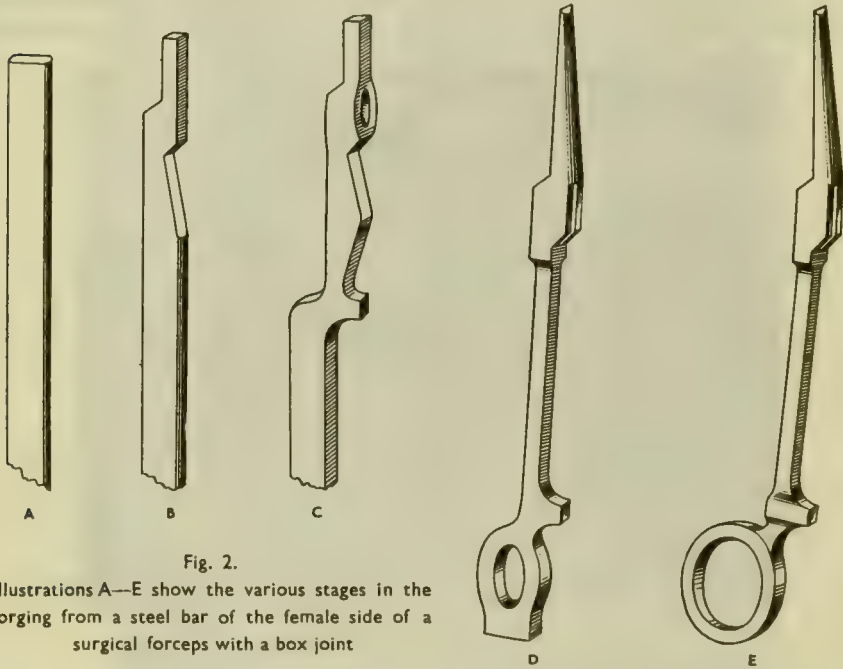


Fig. 2.
Illustrations A—E show the various stages in the forging from a steel bar of the female side of a surgical forceps with a box joint

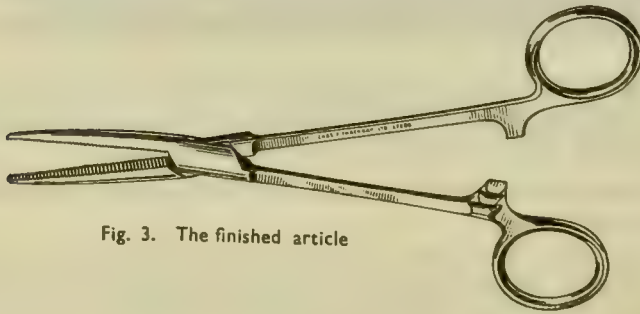


Fig. 3. The finished article

The Manufacture of Surgical Instruments and Equipment *(Continued)*

shaping bars of steel into forgings. The steel bar is heated in a blacksmith's hearth until it is red hot, and in that plastic condition which enables it to be hammered and "drawn" to the required profile. Fig. 2 shows the various stages in the shaping of a hand-forged forceps and Fig. 3 the finished article.

After the stainless steel has been forged, it becomes extremely hard and brittle on cooling in air. To enable the fitter to file, machine and grind these forgings, it is necessary to anneal them. This is a process of softening and it is done by heating the forgings to a certain controlled temperature and allowing them to cool very slowly, preferably out of contact with the atmosphere; this minimises scale formation on the surface.

The fitter, with a batch of rough forgings and a finished "pattern" before him, now applies his skill to reduce them to their final shape and size.



Fig. 4. Surgical instrument grinding and polishing

First, he straightens out the forgings and removes some excess metal by mechanical grinding (Fig. 4) and by hand filing, also shapes the joints if he is working on articulated instruments. If forceps are being made, serrations on the jaws must then be milled and the racks cut, these two processes being carried out on machines with special milling cutters which have been accurately made from very hard steel. Fig. 5 illustrates a typical modern fitting shop with machines for milling, drilling, grinding, etc. The instruments are then fitted together and ground to correct size on power-driven grinding wheels. This is an art in itself and the fitter must, of necessity, develop a good "eye" for shape. Finally, the instruments are correctly "set"—a particularly important operation in the case of pressure forceps.

While all the various phases in the manufacture of stainless steel instruments are important, one which is vital is the hardening and tempering process. After the fitting stage the instruments are still "soft". Carefully controlled heat treatment is now necessary to impart that degree of temper or "springiness" which is essential if these tools are to perform their function correctly. This is achieved by immersing the




Fig. 5. Surgical instrument fitting shop

instruments in a bath of special salt, which has been liquified by heating it to 960–980 deg. Centigrade, and then at once quenching them in oil which is kept at room temperature; this re-hardens the steel (see Fig. 6 which shows a batch of forceps ready for quenching in oil).

This is followed by a further heating in a different type of molten salt to 340–450 deg. Centigrade (according to the grade of steel) to impart the necessary temper. This second heating ensures toughness and springiness, particularly important in the case of heavy pressure forceps and the like.




Fig. 6. Surgical instrument hardening and tempering

The Manufacture of Surgical Instruments and Equipment *(Continued)*

During the hardening and tempering processes small amounts of "scale" are deposited on the surfaces of the instruments, particularly in the serrations, racks, etc. This scale, which is an oxide, is extremely hard and is difficult to remove during polishing. Most manufacturers pickle all stainless steel instruments in a 10 per cent solution of Nitric Acid immediately after heat treatment. In this way the scale deposits are dissolved away or softened and removal by polishing is rendered easy.

The tools then pass to the polisher after the fitter has checked their alignment and corrected any slight distortion which may have developed during the hardening and tempering. The polisher, who is a skilled worker, puts the final touches to his colleagues' work. Polishing of stainless steel instruments is carried out in four stages on power-driven wheels which revolve at high speeds. Fig. 6 shows a typical battery of power-driven polishing spindles. First, there is the rough wheel, coated with rough emery powder; second, a fine wheel with fine emery powder, and third, a circular revolving bristle brush to which a fine



Fig. 7. Production of operation tables

abrasive compound is added as required. After successive treatment on these three wheels, the surface of the instrument has assumed a dull or matt finish. The brilliant mirror finish, which is a special characteristic of a surgical tool, is produced by manipulating it against a revolving calico mop, to the circumferential surface of which is added, as required, a special wax polishing compound. This mop revolves at 2,850 revolutions per minute. This process is particularly important as stainless steel instruments depend for their rust-resisting and non-staining properties on a very high degree of surface polish. Electrolytic polishing is also employed for many instruments. This process is particularly suitable for surgical implants where a highly polished chemically-clean surface is desirable.

It will be appreciated that there are a number of patterns of instruments in common use which have become standard for size and shape. The forgings for these are produced from bar steel by means of a mechanical drop hammer in which there is fixed a pair of accurately-made dies of hard steel. Such forgings are uniform in shape and consequently somewhat easier to machine, but otherwise they are fitted and polished in exactly the same way as hand-forgings.

The Manufacture of Surgical Instruments and Equipment *(Continued)*

Operation Tables and Equipment:

Inspection of operation tables, etc., in course of manufacture, underlines the need for the construction of this equipment to be undertaken with skill of a special order. All machined parts must be accurately made so that the finished product will function smoothly and efficiently. A modern operation table on its oil pump base, with its many mechanical devices to tilt it in various directions, and its highly-polished stainless steel top, is a perfect example of light engineering at its best. In Fig. 7 is shown a corner of a department where these tables are being fabricated and fitted together. In an adjacent department may also be seen the fabrication of stainless steel theatre and ward equipment, which is mostly made from stainless steel tube, welded together and then highly polished to a mirror finish.



Fig. 8. Machining operation table and sterilizer parts

Sterilizing apparatus:

A visit to a Surgical Instrument and Equipment factory is not complete without an inspection of the Sterilizer Department. Here may be seen the making of sterilizers for instruments, bowls, water and dressings. Sterilizers begin life in the coppersmith's shop as sheets of copper and brass and gun-metal castings, except the very largest autoclaves, which are usually constructed from heavy steel plates. Copper is the traditional metal for most sterilizers as it is ductile and easy to fabricate, takes a high polish to provide a brilliant chrome plated finish, and owing to its non-rusting property gives a life-time of service. Figs. 8 and 9 illustrate two departments where sterilizer parts are machined and the finished articles erected and tested.

The tour is now almost complete, but before leaving, the surgical instrument pattern room where literally hundreds of instruments (including some which are now obsolete) as well as a large array of tools and jigs should be inspected. Here, also, are kept the drawings and sketches of hundreds of special instruments

The Manufacture of Surgical Instruments and Equipment *(Continued)*

which have been made throughout the years. The works foreman, as well as being a highly skilled craftsman, is somewhat of an artist as well, for it is he who prepares the drawings.




Fig. 9. Manufacture of Sterilizing apparatus. Copper shop

It will now be appreciated that the making of surgical instruments requires skill of a special kind. It is a craft which requires a long period of training and this, coupled with experience, enables the maker to judge the right "feel" of the instruments; he must also know instinctively that the serrations and ratchets are correct so that the points of the forceps will grip and hold securely without slipping. His knowledge, allied with correct heat treatment, etc., enables the manufacturer to supply tools which he knows will be as near perfection as possible when placed in the hands of the surgeon.





Fig. 10. Manufacture of Sterilizing Apparatus. Assembly and testing

THE ILLUSTRATIONS (FIGS. 1-10) ARE FROM PHOTOGRAPHS
TAKEN IN THE WORKSHOPS OF CHAS. F. THACKRAY LTD.

BRIEF INDEX

(IN CATALOGUE SEQUENCE)

| | <i>Page Nos.</i> |
|---|---|
| GENERAL OPERATION | G1-G187 |
| UROLOGICAL | U188-U254 |
| MIDWIFERY AND GYNÆCOLOGICAL | M255-M313 |
| AURAL AND MASTOID | A314-A337 |
| NASAL, SINUS AND ANTRUM | N338-N370 |
| TONSIL, TRACHEAL AND LARYNGEAL | T371-T393 |
| LARYNGOSCOPY, BRONCHOSCOPY AND ŒSOPHAGOSCOPY | L394-L406 |
| LUNG AND CHEST | L407-L451 |
| BONE (including Splints) | B452-B539 |
| VERTEBRÆ, SKULL AND BRAIN | V540-V562 |
| PLASTIC SURGERY } | THESE SECTIONS NOW APPEAR AT THE END OF THE CATALOGUE AFTER THE GENERAL INDEX |
| DENTAL } | |
| OPHTHALMIC | O623-O663 |
| CLINICAL DIAGNOSIS | C664-C725 |
| POST MORTEM AND DISSECTION | PM726-PM738 |
| INFUSION AND TRANSFUSION | IT739-IT752 |
| SURGICAL SUNDRIES (including Ligatures, Sutures, Suture Needles, Syringes and Needles) | S753-S809 |
| ELECTRO-SURGICAL AND SUCTION APPARATUS | E810-E833 |
| ADDENDA | AD834-<i>et sequentes</i> |



Cat No. RESUSCITATION TROLLEY as made for the Department of Anaesthetics, the General Min.I Infirmary at Leeds. Described in the article 'A Resuscitation Service' by J. G. Whitwam, M.B. Leeds, F.F.A.R.C.S., Senior Registrar, and J. Norman, M.B., Leeds, Registrar—the *Lancet*, 5 January, 1963.

This trolley has been designed to carry all essential equipment likely to be needed for the immediate treatment and resuscitation of a collapsed patient. It is made of tubular steel, mounted on large ball-bearing castors, and is enamelled a distinctive metallic blue colour so that it can be instantly recognized when required.

One of its special features is a Physician's Leather Case with drop-down lid and drawers, and this contains all the necessary drugs, syringes and other items which are likely to be required for immediate treatment. It is worth noting that if for any reason the Trolley is delayed on its way to the patient, the Physician's Case can be taken to the patient, whilst the trolley follows.

The trolley is fitted with two shelves to hold a defibrillator with electrodes, foot suction pump and bottles of intravenous fluids, transistorized electrocardiograph, etc.

An adjustable double hook transfusion pole is fitted in one of the vertical legs of the trolley.

There are also two drawers underneath the top shelf, to contain transfusion equipment, internal defibrillator electrodes, thoracotomy instruments, endotracheal and endobronchial tubes, etc.

The Trolley is fitted with an 'Anglepoise' Lamp, also a cage to hold a 48 cu. ft. cylinder of Oxygen.

The trolley framework is so designed that when the lid of the leather emergency case falls down, it is supported on a hinged drop-down frame (to act as a tray).

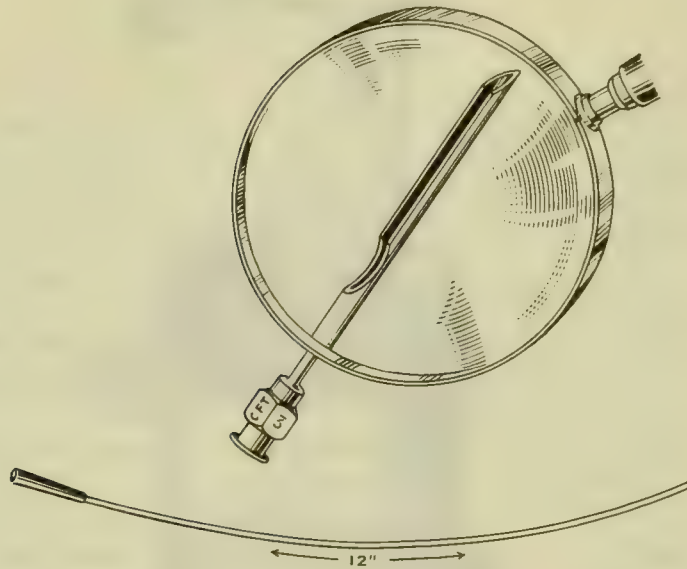
Height to top shelf, 41½ in., width 22 in., length 32 in.

Complete with physician's leather case.

Schedule of the basic equipment carried on the above trolley is available on application.

GENERAL OPERATION INSTRUMENTS

ANÆSTHETIC ACCESSORIES



THE MACGREGOR INTRODUCING NEEDLE. A Thackray speciality

A new intravenous device designed to facilitate routine drip procedure. Originally described by Dr. J. D. Macgregor, Chief Medical Officer, British Solomon Islands, in the *Lancet*, 5 March 1960.

DESCRIPTION. The Macgregor Introducing Needle has a slotted shaft, which is widened at its proximal end to enable a disposable Nylon catheter to enter its lumen.

By inserting the catheter to within a millimetre or so of the needle-point, the needle and its contained catheter can thus be inserted into the vein.

Standard fitting Luer-lock mount on the needle-hub facilitates introduction as any convenient side-nozzle syringe may be used as a handle (see Figs. 1-3).

Seven sizes are available suitable for a complete range of Nylon catheters for all normal intravenous therapy, hubs of needles being marked to indicate the size of catheter required.

The Nylon Catheter. Each catheter is double-packed in polythene and gamma-ray sterilized for immediate use. Catheter length is 12 in. in seven sizes (2-8 F.C.G.).

Luer fitting mount, different colour for each size.

Record fitting needles and catheters are available on request.

- ADVANTAGES**
- 1 No venous cut-down.
 - 2 No local anaesthetic necessary for small size (2 F.C.G.). Local anaesthesia required for larger sizes.
 - 3 No sharp, rigid needle in vein.
 - 4 Puncture of venous wall precluded
 - 5 No arm splint required.
 - 6 Re-sterilizable steel needle.

THE MACGREGOR INTRODUCING NEEDLE

PROCEDURE 4 SIMPLE STAGES

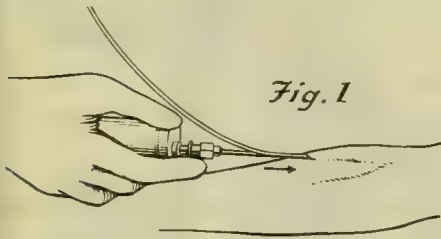


Fig. 1

1
Catheter is inserted into lumen of needle through the proximal widened part of the slot (*not* through needle-hub) almost to the needle-point. Using a side-nozzle syringe as a handle, needle is introduced into selected vein (Fig. 1).

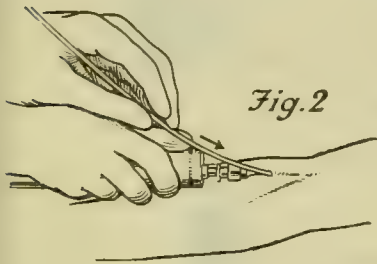


Fig. 2

2
Catheter is pushed forward gently into vein; catheter-mount is attached to 'drip' set and infusion commenced (Fig.2).

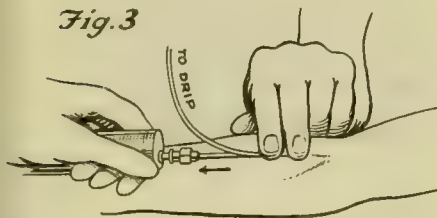


Fig. 3

3
Steadying catheter to prevent inadvertent withdrawal from vein, needle is removed parallel to limb (Fig.3).

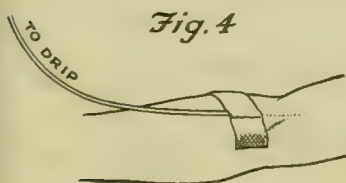


Fig. 4

4
Catheter is secured with adhesive tape over dressing (Fig.4).

THE MACGREGOR INTRODUCING NEEDLE

| | | | | | | | |
|----------------------------------|----------------------|-------------------------------------|----------------------|----------------------|----------------------|----------------------|---------------------|
| Macgregor needle sizes | 18 gauge × 1½ in. | 18 gauge × 1½ in. thin wall | 16 gauge × 1½ in. | 14 gauge × 1¾ in. | 12 gauge × 1¾ in. | 11 gauge × 2½ in. | 9 gauge × 2½ in. |
| Intravenous Catheter sizes | 2 F.C.G. | 3A F.C.G. (approx. 2½ F.C.G.) | 3 F.C.G. | 4 F.C.G. | 5 F.C.G. | 6 F.C.G. | 8 F.C.G. |
| Catheter mount colours | Green | Blue | Pink | White | Red | Yellow | Orange |


F.C.G. = French Catheter Gauge.

Cat. No.

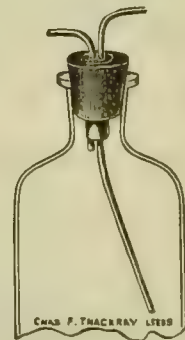
4-6643 MACGREGOR NEEDLE, with slotted stainless steel shaft for introducing intravenous catheters, Luer-lock* mount, sizes as listed above.

4-6644 NYLON INTRAVENOUS CATHETER, for use with above, sterile, 12 in. long, Luer* mount, sizes as listed above.

* Record fitting can be supplied on request.



G14



G22

Cat. No.

G14 DROP BOTTLE, MILLS', clear glass, graduated in drachms, metal top with screw-on cover 2 oz. capacity,

G15 Ditto 4 oz. capacity,

G22 ETHER DROPPER, BELLAMY GARDNER'S, chromium plated, with rubber stopper to fit ordinary dispensing bottles

G23 Spare Rubber Stoppers

ANÆSTHETIC AND ANALGESIC APPARATUS



Cat. No.

G36 CYPRANE "TRILENE" INHALER, complete with face-piece and key. Concentration of anæsthetic is variable over very wide range and can be locked in the setting desired. No glass parts, each

G37 BEDRAIL ATTACHMENT for fitting to a convenient support, each

*G38 WRIST STRAP to prevent accidental damage due to dropping and ensure that apparatus is ready to hand .. each

*G39 FILLER MEASURE to provide an accurate and easy means of filling with correct charge, each

*G40 EQUIPMENT CASE to hold the complete set of apparatus ready for any emergency. each

Fully descriptive leaflets will be sent on request

THE CYPRANE NOSEPIECE AND HEADBAND

Designed for use with the standard Gas-oxygen machines to ensure gas-tight fit on the face and freedom from inspiratory effort. Nosepiece cannot move out of position but remains comfortable. Can be used for "Trilene" analgesia with the Cyprane Inhaler.

Cat. No.

G41 Nosepiece and Headband, each

*G42 Dental unit attachment to fit Inhaler each

*G43 Cyprane Inhaler without face-piece each

*G44 Adapter to connect to American apparatus each



G41


**Not illustrated*

GENERAL OPERATION INSTRUMENTS

ANÆSTHETIC ACCESSORIES



G49

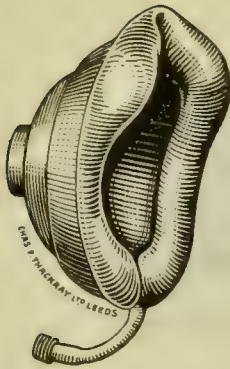


G52


Cat No.

| | | |
|------|--|--------------------------|
| G49 | GAS BAG, for Nitrous Oxide, red or anti-static rubber, double ended, | 1 gallon capacity, each |
| G50 | Ditto | 1½ gallon capacity, each |
| G51 | Ditto | 2 gallon capacity, each |
| G52 | REBREATHING BAG, red or anti-static, rubber, single ended | 1 gallon capacity, each |
| G53 | Ditto | 1½ gallon capacity, each |
| G54 | Ditto | 2 gallon capacity, each |
| *G55 | RUBBER TUBING, for Anæsthetic Apparatus, thick walled, white for Oxygen, | per yard |
| G56 | Ditto .. green for Carbon Dioxide | per yard |
| G57 | Ditto .. black for Nitrous Oxide | per yard |
| G58 | Ditto .. red for Cyclopropane | per yard |
| G58A | Ditto .. Black anti-static with longitudinal yellow line, ¼" bore, ¼" wall | per yard |

*Not illustrated



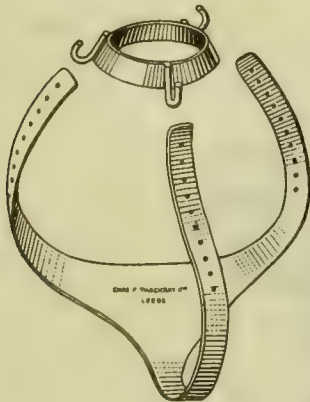
G59



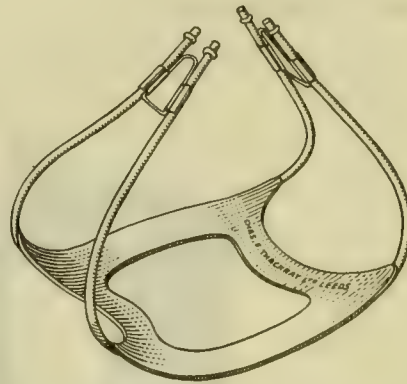
G62

Cat. No.

- †G59 FACEPIECE, malleable rubber, with inflatable pad, six sizes: 0, 1, 2, 3, 4 and 5 each
- G60 Ditto .. with non-inflatable sponge rubber pad, three sizes: 1, 2 and 3 each
- G60A Ditto .. shallow for children, two sizes: 0 and 1 each
- †*G61 FACEPIECE, malleable rubber, with inflatable pad and metal studs for Connell's harness, six sizes: 0, 1, 2, 3, 4 and 5 each
- †G62 CORRUGATED FLEXIBLE TUBE, 3½ feet long each



G63



G65

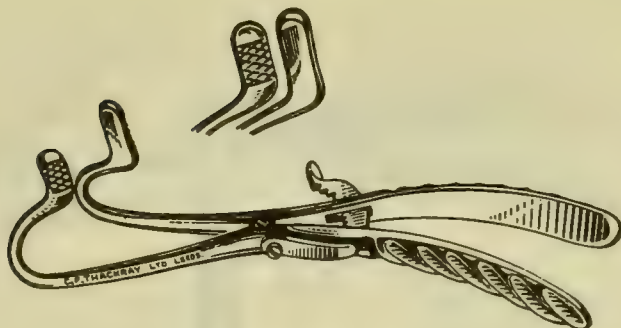
- †G63 CLAUSEN'S HARNESS, consisting of rubber headband and chromium plated ring with hooks each
- †G64 Spare Rubber Headband each
- †G65 CONNELL'S HARNESS, consisting of rubber headband and chromium plated adjusting hooks for attaching to studded type facepiece each
- †G66 Spare Rubber Headband each

**Not illustrated*

†Also available in anti-static rubber

GENERAL OPERATION INSTRUMENTS

ANÆSTHETIC ACCESSORIES



G73

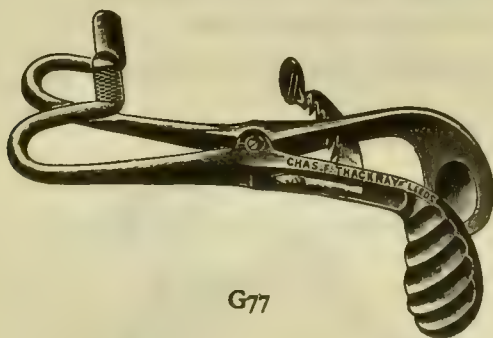
Cat. No.

G73 ACKLAND'S MOUTH GAG, with *parallel* jaws, adults' size, stainless steel, each

G74 Ditto .. children's size each

*G75 ACKLAND'S MOUTH GAG, with *ordinary* jaws, adults' size, stainless steel, each

G76 Ditto .. children's size each



G77

G77 BUXTON'S MOUTH GAG, with *ordinary* jaws, adults' size, stainless steel, each

G78 Ditto .. children's size each

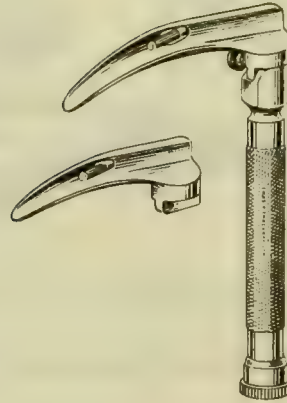
*G79 BUXTON'S MOUTH GAG, with *parallel* jaws, adults' size, stainless steel, each

G80 Ditto .. children's size each

**Not illustrated*

GENERAL OPERATION INSTRUMENTS

ANÆSTHETIC ACCESSORIES



10-6045

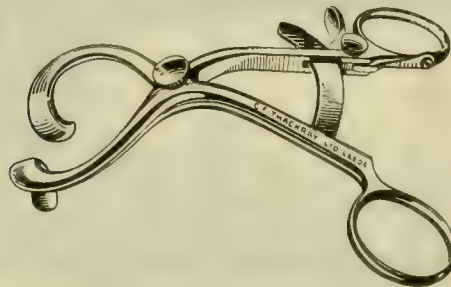
Cat. No.
10-6045

SRIVASTAVA'S LARYNGOSCOPE, for infants and children, with two stainless steel interchangeable blades ; infants' size 6.5 cm. and children's size 8 cm., fitting small chromium plated handle, complete with battery and lamp, 2.5 volts

10-6046
10-6047
10-6048

Blade only, infants' size, stainless steel
Blade only, children's size, stainless steel
Handle only, small size, chromium plated

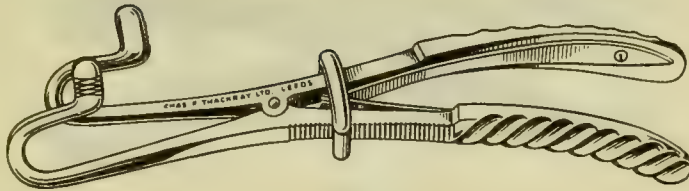
Vide " Anaesthesia," Vol. 18, No. 4, October, 1963.



G85

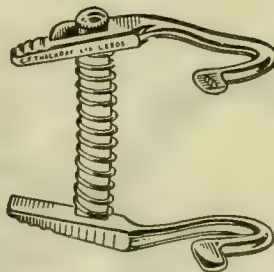
G85 DOYEN'S MOUTH GAG, with cam ratchet, adults' size, stainless steel, each

G86 Ditto .. children's size each



G87

- | | | | | | | | |
|----------|---|--|--|--|--|--|------|
| Cat. No. | | | | | | | |
| G87 | FERGUSSON'S MOUTH GAG, with <i>ordinary</i> jaws, adults' size, stainless steel, each | | | | | | |
| G88 | Ditto .. children's size | | | | | | each |
| G89 | Ditto .. infants' size, as used at The Hospital For Sick Children, Gt. Ormond St., London | | | | | | each |
| G90 | FERGUSSON'S MOUTH GAG, with <i>parallel</i> jaws, adults' size, stainless steel, each | | | | | | |
| G91 | Ditto .. children's size | | | | | | each |
| G92 | Ditto .. infants' size, as used at The Hospital for Sick Children, Gt. Ormond St., London | | | | | | each |




G93

- | | | | | | | | |
|-----|--|--|--|--|--|--|------|
| G93 | LANE'S MOUTH GAG, for cleft palate, three sizes : small, medium and large, stainless steel | | | | | | each |
|-----|--|--|--|--|--|--|------|

**Not illustrated*

GENERAL OPERATION INSTRUMENTS

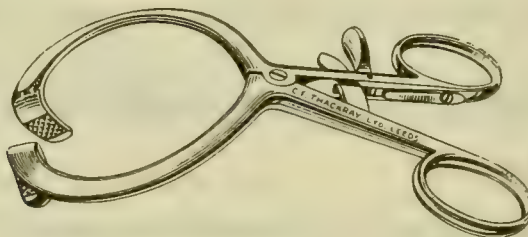
ANÆSTHETIC ACCESSORIES



G94


Cat. No.

- G94 MASON'S MOUTH GAG, with *ordinary* jaws, adults' size, stainless steel, each
- G95 Ditto .. children's size each
- *G96 MASON'S MOUTH GAG, with *parallel* jaws, adults' size, stainless steel, each
- G97 Ditto .. children's size each



G98


- G98 SYDENHAM'S MOUTH GAG, with cam ratchet and bow handles, adults' size, stainless steel each
- G99 Ditto .. children's size each



G100

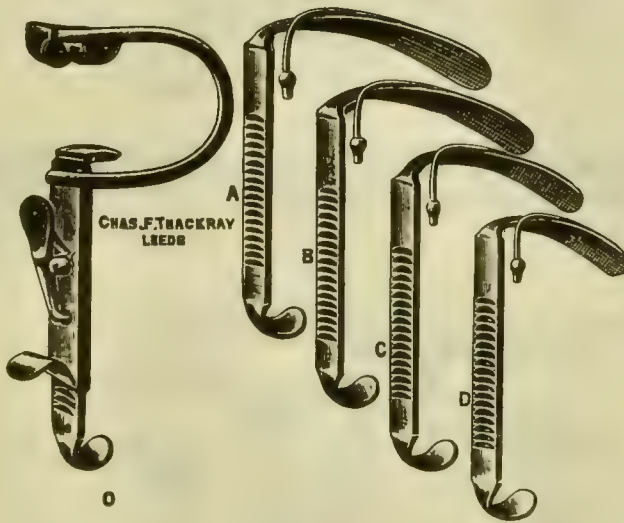
- G100 SYDENHAM'S MOUTH GAG, original pattern, adults' size, stainless steel, each
- G101 Ditto .. children's size each

*Not illustrated



G102

Cat. No.
 G102 WHITEHEAD'S CLEFT PALATE MOUTH GAG, stainless steel .. each



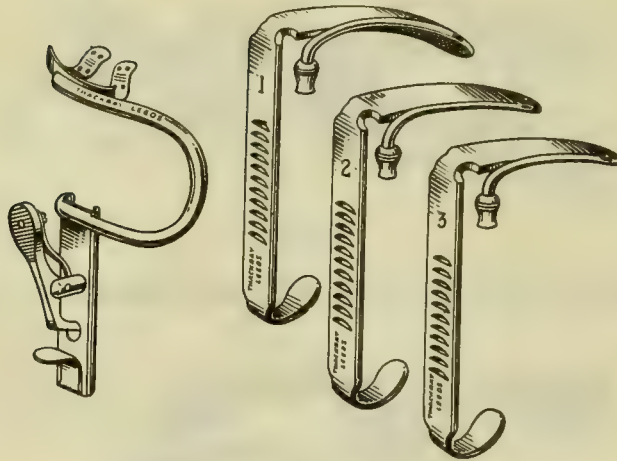
G103

| | | |
|-------|--|------|
| †G103 | DAVIS-BOYLE'S MOUTH GAG, complete with edentulous plate and four sizes of tongue blades with anæsthetic tubes, stainless steel | each |
| G104 | Frame only | each |
| G105 | Edentulous plate .. O | each |
| †G106 | Tongue Blade .. A | each |
| †G107 | Ditto B | each |
| †G108 | Ditto C | each |
| †G109 | Ditto D | each |

†Anæsthetic tubes are fixed to sides of blades

GENERAL OPERATION INSTRUMENTS

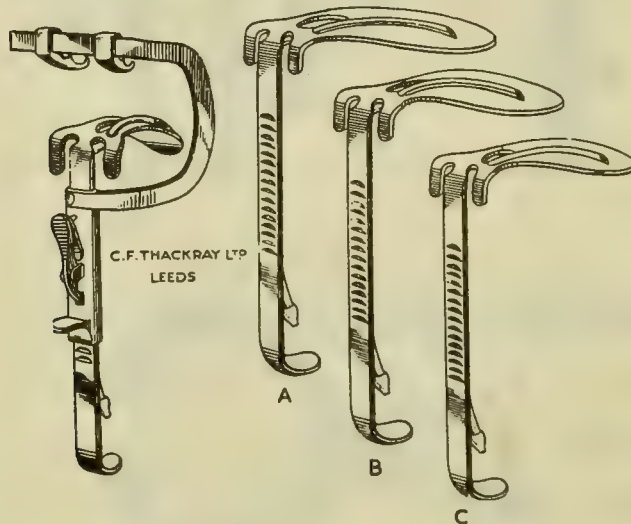
ANÆSTHETIC ACCESSORIES



G110

Cat No.

G110 DAVIS-BOYLE'S MOUTH GAG, FOR CHILDREN, complete with three sizes of tongue blades with anæsthetic tubes, stainless steel each

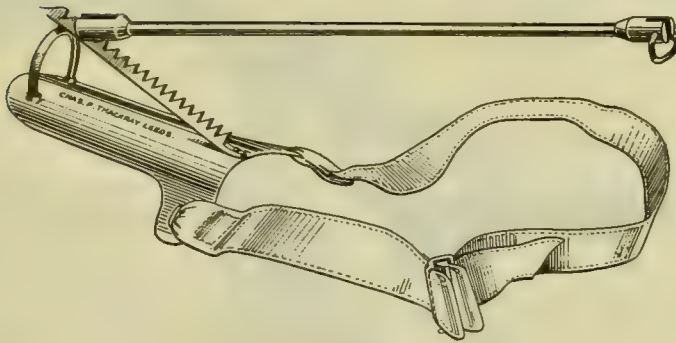


G111

*G111 DOTT'S MOUTH GAG, KILNER'S modification, complete with three sizes of tongue blades with anæsthetic tubes, stainless steel each

*G112 Ditto .. without anæsthetic tubes each

*See also Page P592



G113

Cat. No.

G113 GUY'S HOSPITAL PATTERN JACK AND BREASTPLATE, for Davis-Boyle's type mouth gags, chromium plated, with webbing straps each

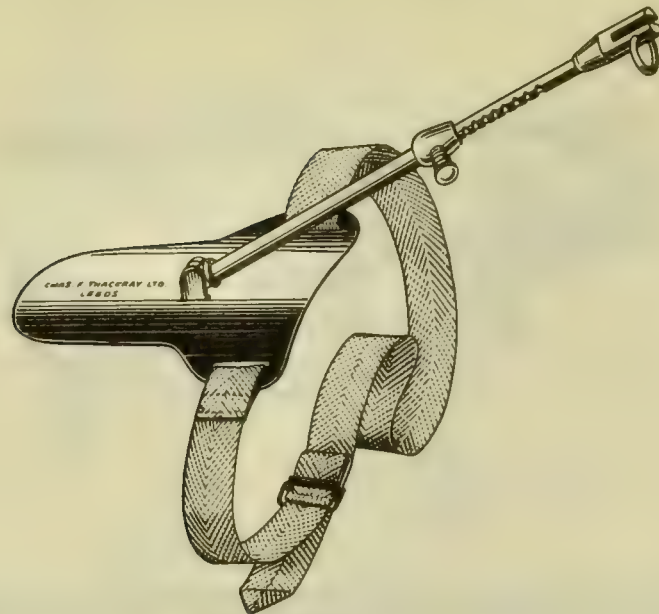


G114

G114 NEGUS' JACK AND BREASTPLATE, for Davis-Boyle's type mouth gags, chromium plated each

GENERAL OPERATION INSTRUMENTS

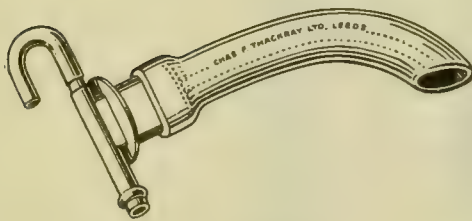
ANÆSTHETIC ACCESSORIES



G115

Cat. No.

- G115 UNIVERSITY COLLEGE HOSPITAL PATTERN JACK AND BREAST-PLATE for Davis-Boyle's type mouth gags, chromium plated, with webbing strap, each



G116



G118

- †G116 CLAUSEN'S AIRWAY, with rubber tube and chromium plated mount, four sizes : miniature, small, medium and large each
- †G117 Spare Airway Rubbers, four sizes each
- †G118 GUEDEL TYPE AIRWAY, moulded rubber, with chromium plated insert, four sizes : miniature, small, medium and large each

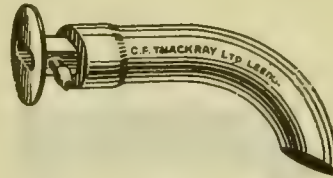
† Available in anti-static rubber on request

GENERAL OPERATION INSTRUMENTS

ANÆSTHETIC ACCESSORIES



G119



G121

Cat. No.

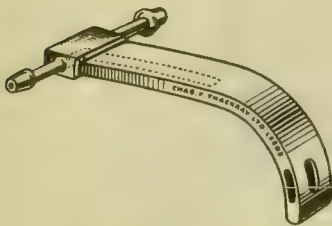
- | | | | | | | | |
|-------|---|----|----|----|----|----|------|
| †G119 | HEWITT'S AIRWAY, with rubber tube and aluminium mount, four sizes : miniature, small, medium and large | .. | .. | .. | .. | .. | each |
| †G120 | Spare Airway Rubbers, four sizes | .. | .. | .. | .. | .. | each |
| †G121 | HIRSCH'S AIRWAY, with rubber tube and chromium plated mount, four sizes : miniature, small, medium and large | .. | .. | .. | .. | .. | each |
| †G122 | Spare Airway Rubbers, four sizes | .. | .. | .. | .. | .. | each |

† Available in anti-static rubber on request



G123

- | | | | | | | | |
|------|--|----|----|----|----|----|------|
| G123 | LONDON HOSPITAL PATTERN AIRWAY-PROP, aluminium, three sizes : small, medium and large | .. | .. | .. | .. | .. | each |
|------|--|----|----|----|----|----|------|



G124



G125

- | | | | | | | | |
|------|---|----|----|----|----|----|------|
| G124 | ROSS MACKENZIE'S AIRWAY, all metal, chromium plated, three sizes : small, medium and large | .. | .. | .. | .. | .. | each |
|------|---|----|----|----|----|----|------|

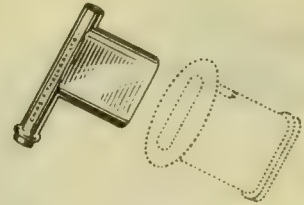
- | | | | | | | | |
|------|--|--|--|--|--|--|--|
| G125 | MAYO'S AIRWAY, all metal, chromium plated, two sizes : small and large, each | | | | | | |
|------|--|--|--|--|--|--|--|

GENERAL OPERATION INSTRUMENTS

ANÆSTHETIC ACCESSORIES



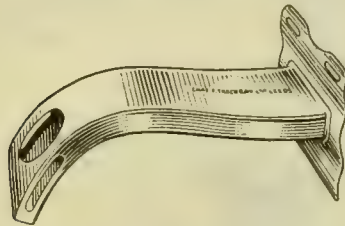
G126



G128

Cat. No.

- †G126 PHILLIPS' AIRWAY, with rubber tube and chromium plated mount, four sizes : miniature, small, medium and large each
- †G127 Spare Airway Rubbers, four sizes : each
- G128 CLAYTON'S ATTACHMENT, to fit Phillips' and Hirsch's airways, chromium plated, four sizes : miniature, small, medium and large each



G129



G131

- G129 MONA ROBERTS' AIRWAY, all metal, chromium plated, two sizes: small and large each
- *G130 Ditto .. with anæsthetic tube each
- G131 WATERS' AIRWAY, all metal, chromium plated, four sizes : miniature, small, medium and large each
- *G132 Ditto .. with anæsthetic tube each



G 133

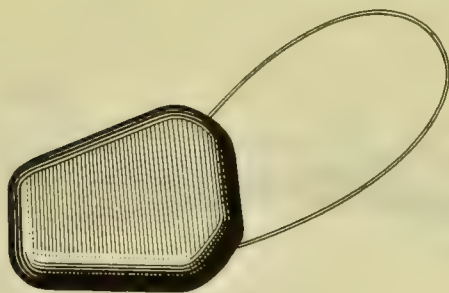
- G133 MOUTH WEDGE AND PROP, boxwood, two sizes : small and large .. each
- G134 Ditto .. mouth wedge only, small and large each

*Not illustrated

† Available in anti-static rubber on request

GENERAL OPERATION INSTRUMENTS

ANÆSTHETIC ACCESSORIES



DRAS & THACKERBY LTD. LEEDS

G136

Cat. No.

G136 MOUTH WEDGE, vulcanite, covered with canvas and rubber, one size, each



G137


G137 HEWITT'S MOUTH PROPS, aluminium, lead lined, four sizes : miniature, small, medium and large each

*G138 Ditto .. set of four with connecting chains per set

*G139 HEWITT'S MOUTH PROPS, aluminium, with rubber pads, four sizes : miniature, small, medium and large each

G140 Ditto .. set of four with connecting chains per set

G141 Spare Rubber Pads each



G142-143

G142 MUSHIN'S MOUTH PROPS, chromium plated, with rubber inserts, four sizes : miniature, small, medium and large each


G143 Ditto .. set of four with connecting chains per set

G144 Spare Rubber Inserts each

**Not illustrated*

GENERAL OPERATION INSTRUMENTS

ANÆSTHETIC ACCESSORIES



G145

Cat. No.

G145 CARMALT'S TONGUE FORCEPS, screw joint, 5 in., stainless steel, each



G146

G146 CORBOULD'S TONGUE FORCEPS, screw joint, 5 in., stainless steel, each



G147

G147 GUY'S TONGUE FORCEPS, screw joint, 7 in., stainless steel .. each

G148 Ditto .. 5 in. each

GENERAL OPERATION INSTRUMENTS

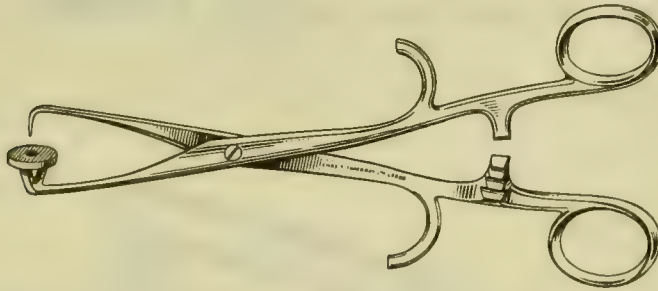
ANÆSTHETIC ACCESSORIES



G149

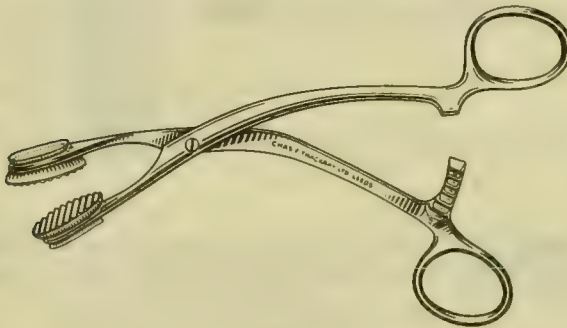
Cat. No.

G149 MAYO'S TONGUE FORCEPS, box joint, 6 in., stainless steel .. each



G150

G150 THOMPSON'S TONGUE FORCEPS, screw joint, 7 1/4 in., stainless steel .. each



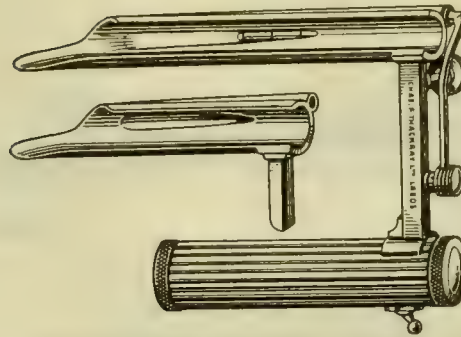
G151

G151 YOUNG'S TONGUE FORCEPS, screw joint, 5 in., stainless steel, with rubber pads on jaws each

G152 Spare Rubber Pads each

GENERAL OPERATION INSTRUMENTS

ANÆSTHETIC ACCESSORIES

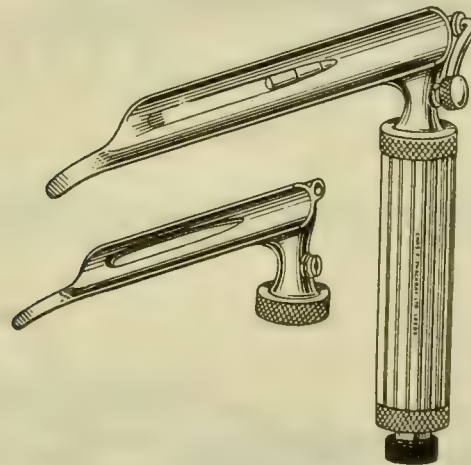


G153

Cat. No.

†G153 MAGILL'S LARYNGOSCOPE, with two stainless steel interchangeable blades : adults' and children's, fitting chromium plated handle, complete with battery and lamp, 2.5 volts each

†G154 Spare Lamps for above, 2.5 volts each



G155

†G155 MAGILL-GUEDEL'S LARYNGOSCOPE, with two stainless steel interchangeable blades : adults' and children's, fitting chromium plated handle, complete with battery and lamp, 2.5 volts each

†G156 Spare Lamps for above, 2.5 volts each

†Lamp bulbs are new *IMPROVED PATTERN* with *KNURLED CASINGS* to facilitate removal and replacement.

NOTE.—Spare Batteries for Fig. Nos. G153 and G155 can be supplied on request.



G157



G159A

Illustration Shows Blade only.
Battery Handle is the same
as G157

| Cat. No. | | | | | | | |
|----------|---|----|----|----|----|----|---------|
| †G157 | RAE'S LARYNGOSCOPE, with three stainless steel interchangeable modified <i>Magill</i> type blades: adults', children's and infants', fitting chromium plated handle, complete with battery and lamp | .. | .. | .. | .. | .. | per set |
| †G157A | Blades only, modified <i>Magill</i> type, three sizes | .. | .. | .. | .. | .. | each |
| †G159A | RAE'S LARYNGOSCOPE, with three chromium plated interchangeable <i>Macintosh</i> type blades: adults', children's and infants', fitting chromium plated handle, complete with battery and lamp | .. | .. | .. | .. | .. | per set |
| †G159B | Blades only, modified <i>Macintosh</i> type, three sizes | .. | .. | .. | .. | .. | each |
| *G160 | PLASTIC POUCH with zip-fastener, to take one laryngoscope handle and three blades | .. | .. | .. | .. | .. | each |
| G161 | Spare Lamps for above, 2.5 volts | .. | .. | .. | .. | .. | each |

The Rae Laryngoscope has certain new features fully described in an illustrative leaflet which we should be pleased to send on request.

Vide "B.M.J.", July 14th. 1951. Page 115.

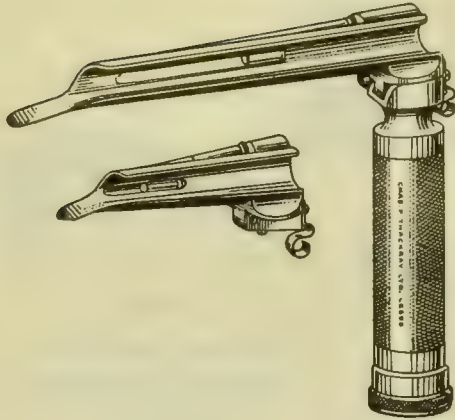
†All blades have fixed lamp stems. Lamp bulbs are new IMPROVED PATTERN with KNURLED CASINGS to facilitate removal and replacement.

NOTE.—Spare Batteries for Fig. Nos. G157 and G159A can be supplied on request.

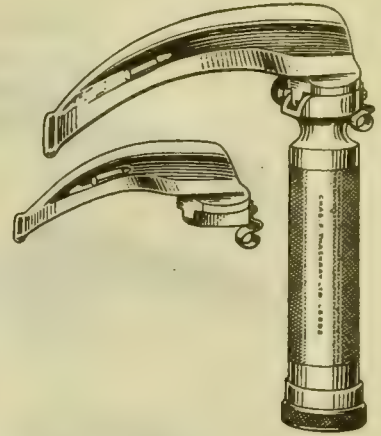
*Not illustrated

GENERAL OPERATION INSTRUMENTS

ANÆSTHETIC ACCESSORIES



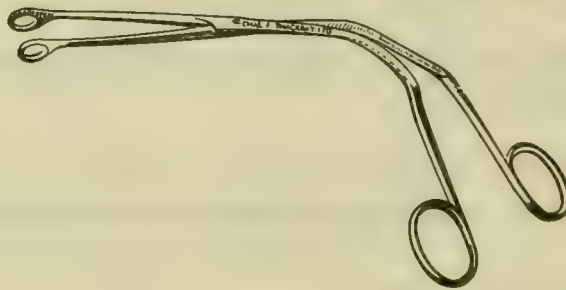
G162



G163

Cat. No.

- †G162 FOLDING TYPE LARYNGOSCOPE, with three stainless steel *Magill* type blades: adults', children's and infants', fitting chromium plated handle, complete with battery and lamps set
- †G163 Ditto .. but with three chromium plated *Macintosh* type blades: adults', children's and infants', complete with battery and lamps set
- G163A PLASTIC POUCH, with zip fastener, to take one battery handle and three blades, each
- G164 Spare Lamps for above, 2.5 volts each




G165

- G165 MAGILL'S INTRODUCING FORCEPS, for endotracheal tubes, screw joint, stainless steel each
- G165A Ditto .. small size each

†“Lock-folding” pattern. Lamp bulbs are new IMPROVED PATTERN with KNURLED CASINGS to facilitate removal and replacement. Handles and blades can be purchased separately.

NOTE.—Spare Batteries for Fig. Nos. G162 and G163 can be supplied on request.

MAGILL'S TUBES



These sizes conform to the following French Catheter Gauges :

| | | | | | | | | | | | | |
|--------|----|----|----|----|----|----|----|----|----|----|----|----|
| M | 10 | 9 | 8 | 7 | 6 | 5 | 4 | 3 | 2 | 1 | 0 | 00 |
| F.C.G. | 34 | 33 | 31 | 30 | 28 | 27 | 25 | 24 | 23 | 20 | 18 | 14 |



G166

Cat. No.

G166 MAGILL'S ENDOTRACHEAL TUBES, oral, rubber, twelve sizes: 00 to 10, each

G167 Ditto .. nasal, with thin walls, seven sizes: 2 to 8 each

G168 Ditto .. oral, vinyl plastic, internal diameters from 2.5 mm. to 11.5 mm. each




G169

G169 MAGILL'S ENDOTRACHEAL TUBES, with Woodfield-Davies's modification of a coiled-spring embedded in the Latex rubber material, twelve sizes: 00 to 10, each

GENERAL OPERATION INSTRUMENTS

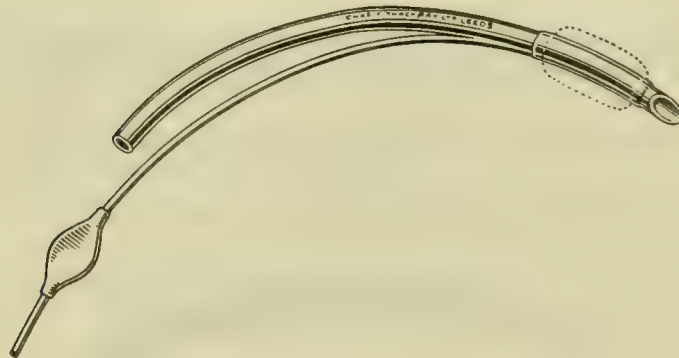
ANÆSTHETIC ACCESSORIES



G170

Cat. No.

- G170 MAGILL'S ENDOTRACHEAL TUBES, with Woodfield-Davies' flange, rubber, twelve sizes : 00 to 10 each
- *G171 Ditto .. short pattern, for naso-pharyngeal route, five sizes : 4 to 8 .. each



G172


- G172 MAGILL'S ENDOTRACHEAL TUBES, with inflatable cuff, rubber, eight sizes : 3 to 10 each



G173

- G173 BOURNE'S MOUTH TUBES, flexible metal, for endotracheal tubes sizes 6 and 8 each
- G174 Ditto .. for endotracheal tubes sizes 8, 9 and 10 each

**Not illustrated*



G175

- Cat. No.
- | | | | | | | |
|-------|---|----|----|----|----|------|
| G175 | MAGILL'S ENDOTRACHEAL TUBES, with metal feed tube and coiled-spring armoured rubber tube, six sizes : 00 to 4 | .. | .. | .. | .. | each |
| G175A | STILETTE, stainless steel, for above | .. | .. | .. | .. | each |

For use in cleft palate operations on infants



G176

- | | | | | | | |
|------|--|----|----|----|----|------|
| G176 | MAGILL'S ENDOTRACHEAL TUBES, with metal connection and coiled-spring armoured rubber tube, six sizes : 5 to 10 | .. | .. | .. | .. | each |
|------|--|----|----|----|----|------|



G177-178

- | | | | | | | | |
|-------|---|----|----|----|----|----|---------|
| G177 | MAGILL'S CONNECTIONS, oral, for endotracheal tubes, chromium plated, six sizes : 1 to 6 | .. | .. | .. | .. | .. | each |
| G178 | Ditto .. nasal, six sizes : 7 to 12 | .. | .. | .. | .. | .. | each |
| *G179 | Ditto .. oral and nasal, set of twelve, in chromium plated case | .. | .. | .. | .. | .. | per set |

**Not illustrated*

GENERAL OPERATION INSTRUMENTS

ANÆSTHETIC ACCESSORIES

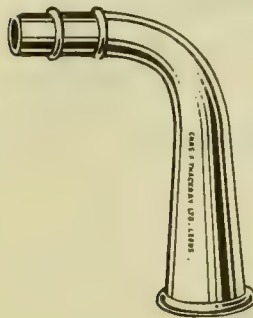


G180

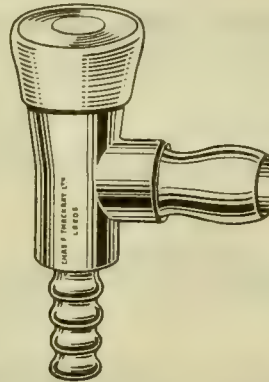
Cat No.

G180 CLEANING BRUSHES, for endotracheal tubes, set of three

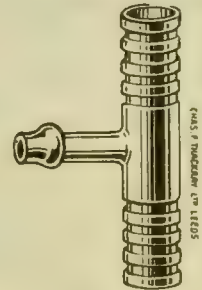
.. per set



G181



G182

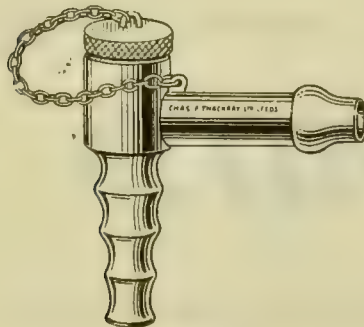


G183

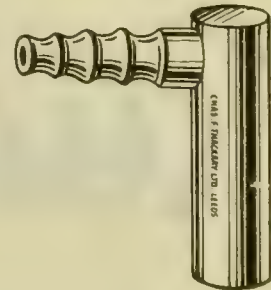
G181 MAGILL'S CONNECTIONS, for oral or nasal intubation, chromium plated, four sizes: $\frac{3}{8}$ in., $\frac{5}{16}$ in., $\frac{1}{4}$ in. and $\frac{3}{16}$ in. bore each

G182 MAGILL'S CONNECTIONS, suction T-piece, funnel end, chromium plated, with rubber cap, four sizes: $\frac{3}{8}$ in., $\frac{5}{16}$ in., $\frac{1}{4}$ in. and $\frac{3}{16}$ in. bore each

G183 AYRE'S CONNECTIONS, T-piece, chromium plated, three sizes: 1, 2 and 3, each



G184



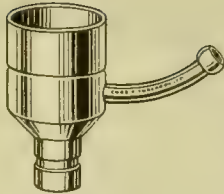
G185

G184 COBB'S SUCTION UNIONS, with metal plug and chain, chromium plated, four sizes: 1, 2, 3 and 4 each

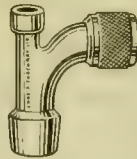
G185 ROWBOTHAM'S CONNECTIONS, chromium plated, four sizes: 1, 2, 3 and 4, each

GENERAL OPERATION INSTRUMENTS

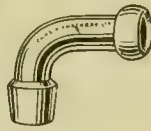
ANÆSTHETIC ACCESSORIES



A



B



C




D

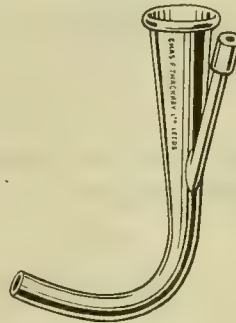
G186

Cat. No.


G186 NOSWORTHY'S CONNECTIONS, chromium plated, set of seven, comprising: one of each types A, B and C, and four of type D per set



G187

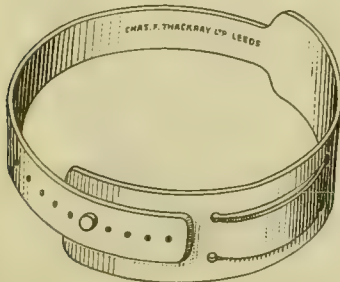


G188



G189

G187 ENDOTRACHEAL CATHETER MOUNT, Magill fitting, with rubber connecting tube each
 G188 ENDOTRACHEAL UNION, with side feed tube, chromium plated, two sizes: 1 and 2 each
 G189 GORDON'S ENDOTRACHEAL FLANGE, chromium plated, four sizes: 1, 2, 3 and 4 each



G190

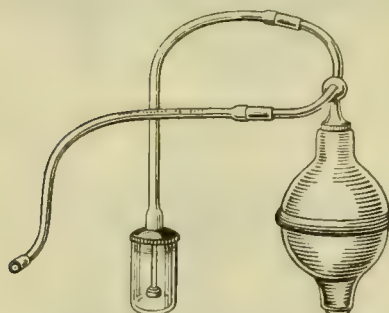


G191

G190 HUDSON'S HEAD HARNESS, with slotted anti-static rubber strap to hold endotracheal assembly each
 G191 ROWBOTHAM'S HEAD HARNESS, with rubber cord and chromium plated ring each

GENERAL OPERATION INSTRUMENTS

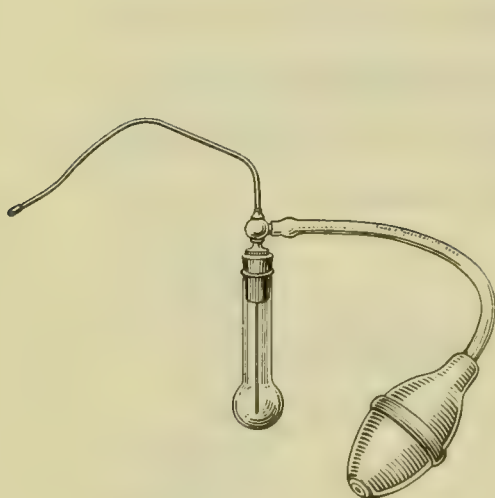
ANÆSTHETIC ACCESSORIES




G192

Cat. No.

G192 MACINTOSH'S COCAINE SPRAY, two patterns: nasal (without malleable wire insert) and oral (with wire insert) each



G194




G195

G194 ROWBOTHAM'S COCAINE SPRAY each

G195 MAGILL'S BRONCHIAL OCCLUDER, consisting of: stainless steel stilette and rubber tube with inflatable balloon at end each

ANÆSTHETIC ACCESSORIES



G196

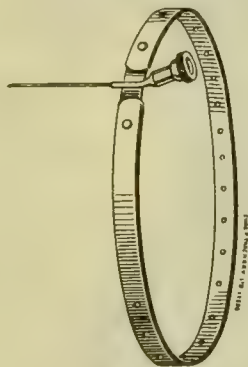
Cat. No.

- | | | | | | | |
|-------|---|----|----|----|----|------|
| G196 | MAGILL'S EMERGENCY BRONCHOSCOPE, with chromium plated shaft, satin finish: 40 cm. long, 11 mm. external diameter detachable light carrier and chromium plated folding handle, complete with battery and lamp, 2.5 volts | .. | .. | .. | .. | each |
| G197 | Ditto .. 37.5 cm. long: 8 mm. external diameter | .. | .. | .. | .. | each |
| G197A | Ditto .. 35 cm. long: 5 mm. external diameter | .. | .. | .. | .. | each |
| G198 | Spare Lamps for above, 2.5 volts | .. | .. | .. | .. | each |

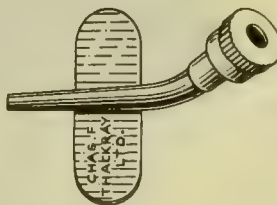


G199

- | | | | | | | | |
|------|--|----|----|----|----|----|------|
| G199 | ENDOBONCHIAL SUCTION CATHETER, gum-elastic, 25 in. long, three sizes: 12, 14 and 16 F.C.G. | .. | .. | .. | .. | .. | each |
|------|--|----|----|----|----|----|------|



G200



G203


- | | | | | | | | |
|-------|---|----|----|----|----|----|-------|
| G200 | GORDH'S INTRAVENOUS NEEDLE, for repeated injections of anæsthetic drugs, stainless steel shaft: 20 B.W.G. by 1½ in. long, winged mount fitted with rubber diaphragm, and rubber armband | .. | .. | .. | .. | .. | each |
| G201 | Spare Rubber Armbands | .. | .. | .. | .. | .. | each |
| G202 | Spare Rubber Diaphragms for G200 | .. | .. | .. | .. | .. | dozen |
| G203 | FORRESTER'S ADAPTER, consisting of: modified Gordh's wing-plate and diaphragm with Record fitting mount | .. | .. | .. | .. | .. | each |
| G203A | Spare Rubber Diaphragms for G203 | .. | .. | .. | .. | .. | dozen |

This adapter allows a needle size of choice to be used, especially the smaller sizes for children; the winged mount is secured by adhesive tape. If remote control is desired, the adapter can be used with the appropriate mounts, needle and length of Polythene tubing.

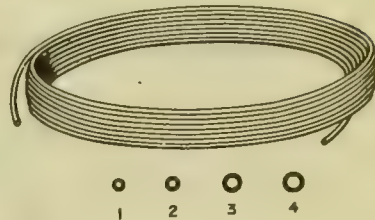
Vide "B.M.J.", June 11th, 1949. Page 1007.

GENERAL OPERATION INSTRUMENTS

ANÆSTHETIC ACCESSORIES



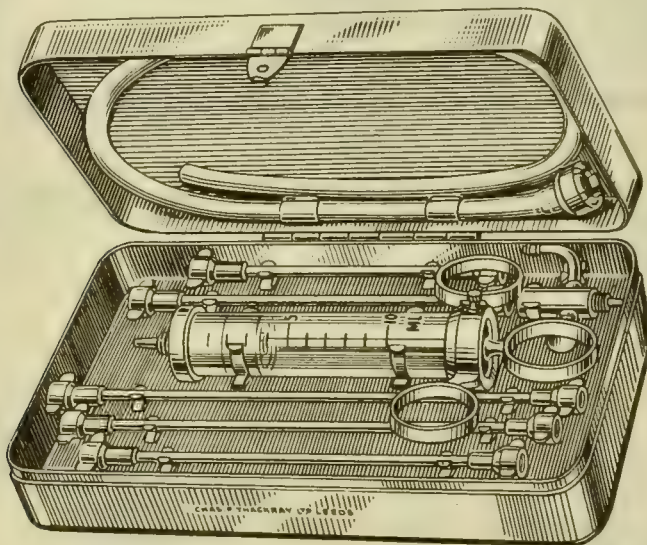
G204



G205

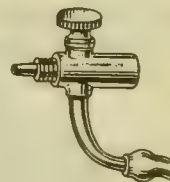
Cat. No.

- G204 SCURR'S INTRAVENOUS OUTFIT, for remote control, consisting of : Gordh's type mount fitted to rubber sucker, length of Polythene tubing and Record fitting needle mount each
- G205 POLYTHENE TUBING, four sizes: 0.5 mm., 1.0 mm., 1.5 mm. and 2.0 mm. bore, supplied in coils of 5 yards per 5 yards



Syringe capacity 5 ml. as shown in text

G206

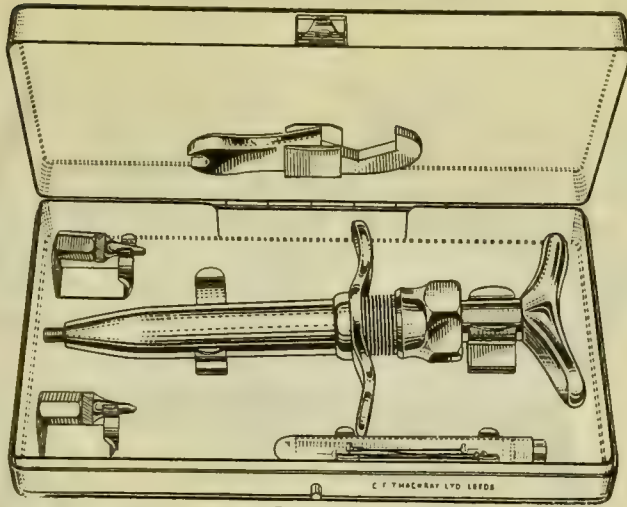


G213


- G206 DUNN'S ANÆSTHETIC SYRINGE, for spinal and regional anæsthesia, consisting of: 5 ml. screw-nozzle syringe, ten stainless steel assorted needles, two stainless steel spinal needles, continuous-flow valve, metal sinker and rubber tubing, in nickel plated case each
- G207 Spare Needles, sizes: 23 B.W.G. by $1\frac{1}{8}$ in. long (.6 by 20 mm.) each
- G208 Ditto 22 B.W.G. by 2 in. long (.7 by 50 mm.) each
- G209 Ditto 21 B.W.G. by $3\frac{1}{8}$ in. long (.8 by 80 mm.) each
- G210 Ditto 20 B.W.G. by 4 in. long (.9 by 100 mm.) each
- G211 Ditto 19 B.W.G. by $4\frac{3}{8}$ in. long (1.0 by 120 mm.) each
- G212 Spinal Needles, size: 19 B.W.G. by $3\frac{1}{8}$ in. long (1.0 by 80 mm.) each
- †G213 DUNN'S VALVE, continuous flow, with metal sinker and rubber tubing, screw fitting each
- G214 Ditto .. Record fitting each

†Special fittings can be made to order

ANÆSTHETIC ACCESSORIES



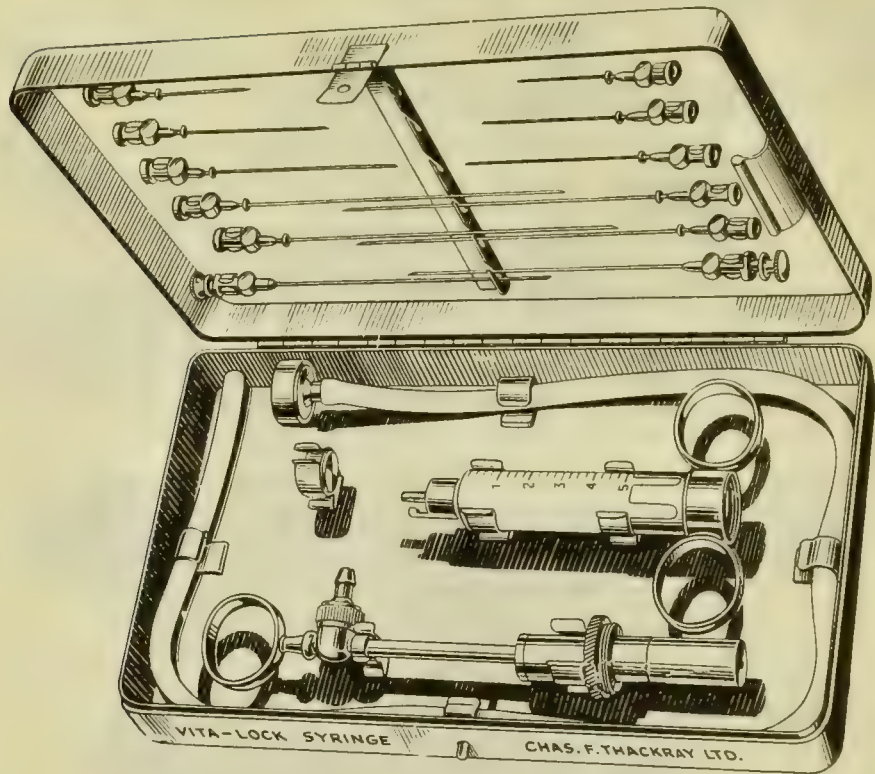
- Cat. No. G215 GILLIES' ANÆSTHETIC SYRINGE, for local anæsthesia, consisting of: 60 min. all metal syringe, two adapters, tube of six Schimmel's needles and spanner, in chromium plated case each
- G216 Spare Schimmel's Needles, .45 mm. by 45 mm. in tubes of six needles, per tube



- G217 LABAT'S ANÆSTHETIC SYRINGE, for spinal and regional anæsthesia, consisting of: 10 ml. bayonet-Record fitting side nozzle syringe, 2 ml. Record fitting all glass syringe, ten stainless steel assorted needles, and two stainless steel spinal needles, in nickel plated case
- | | | | | |
|------|-----------------------|---|----|------|
| G218 | Spare Needles, sizes: | 23 B.W.G. by $\frac{1}{8}$ in. long (.6 by 20 mm.) | .. | each |
| G219 | Ditto | 22 B.W.G. by 2 in. long (.7 by 50 mm.) | .. | each |
| G220 | Ditto | 21 B.W.G. by $3\frac{1}{8}$ in. long (.8 by 80 mm.) | .. | each |
| G221 | Ditto | 20 B.W.G. by 4 in. long (.9 by 100 mm.) | .. | each |
| G222 | Ditto | 19 B.W.G. by $4\frac{3}{8}$ in. long (1.0 by 120 mm.) | .. | each |
| G223 | Spinal Needles, size: | 19 B.W.G. by $3\frac{1}{8}$ in. long (1.0 by 80 mm.) | .. | each |

GENERAL OPERATION INSTRUMENTS

ANÆSTHETIC ACCESSORIES



G224

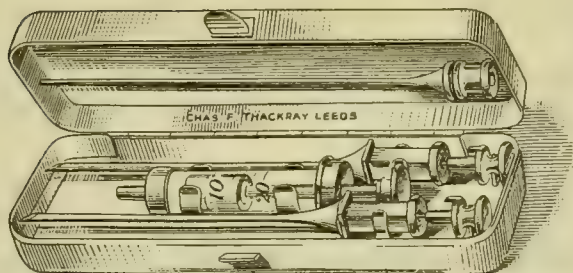
Cat. No.

G224 VITA-LOCK PITKIN'S SYRINGE, for local and spinal anæsthesia, consisting of: 5 ml. syringe with metal Luer-locking, needle-lock nozzle and finger rings; range of ten stainless steel needles and two Pitkin's spinal needles; rubber tubing, metal sinker and sealing plug; contained in chromium plated case fitted with lift-out rack complete

The piston of this syringe has a hollow centre tube through which solutions are introduced in a continuous flow by means of the spring-return piston rod. A sealing plug is provided for when the self-filling device is not required. A metal bead is fitted to the shaft of each needle as a safety measure to prevent the needle—in the event of breakage—from being lost in the tissues and to facilitate easy removal.

| | | | |
|------|---|---|------|
| G225 | Spare Needles, with safety bead, | | |
| | | size 25 B.W.G. by $\frac{1}{8}$ in. long (.5 by 23 mm.) .. | each |
| G226 | Ditto | size 22 B.W.G. by $1\frac{1}{2}$ in. long (.7 by 40 mm.) .. | each |
| G227 | Ditto | size 22 B.W.G. by 2 in. long (.7 by 50 mm.) .. | each |
| G228 | Ditto | size 22 B.W.G. by $3\frac{1}{4}$ in. long (.7 by 80 mm.) .. | each |
| G229 | Ditto | size 20 B.W.G. by $4\frac{1}{8}$ in. long (.9 by 105 mm.) | each |
| G230 | Pitkin's Spinal Needles, size 22 B.W.G. by 3 in. long (.7 by 75 mm.) .. | | each |
| G231 | Ditto | size 20 B.W.G. by $3\frac{1}{2}$ in. long (.9 by 90 mm.) .. | each |

NOTE.—Luer-locking nozzle supersedes that illustrated



G232

Cat. No.

- G232 BARKER'S ANÆSTHETIC SYRINGE, for spinal anæsthesia, consisting of:
 2 ml. Record syringe, two stainless steel spinal needles and one cannula, in chromium
 plated case each
- G233 Spare Needles, size: 18 B.W.G. by $3\frac{1}{4}$ in. long each



G234

- G234 BARKER'S SPINAL NEEDLE, stainless steel shaft, four gauges: 17, 18, 19 and
 20 B.W.G., $3\frac{1}{4}$ in. long, †Record fitting mount, complete with stilette .. each



G235

- G235 WILFRED HARRIS' SPINAL NEEDLE, stainless steel shaft: 20 B.W.G. by 3 in.
 long, †Record fitting serrated mount, complete with stilette each

†Also available with Luer fitting mount

GENERAL OPERATION INSTRUMENTS


ANÆSTHETIC ACCESSORIES



G236

Cat. No.

- G236 HOWARD JONES' SPINAL NEEDLES, stainless steel shaft, five gauges : 18, 19, 20, 21 and 22 B.W.G., 3 in. long, †Record fitting mount, complete with stilette, each
- G237 Ditto .. five gauges, 3½ in. long† each
- G238 Ditto .. five gauges, 4 in. long† each
- G239 Ditto .. children's size, 21 B.W.G. by 2 in. long† each



G240

- G240 PANNETT'S SPINAL NEEDLE, stainless steel shaft : 20 B.W.G. by 3 in. long, †Record fitting serrated mount, complete with stilette each
- G241 Ditto .. 20 B.W.G. by 3½ in. long† each



G242

- G242 PITKIN'S SPINAL NEEDLE, stainless steel shaft, three gauges : 20, 21 and 22 B.W.G., 3 in. long, †Record fitting mount, complete with stilette each
- G243 Ditto .. three gauges, 3½ in. long† each
- G244 Ditto .. three gauges, 4 in. long† each

The point of this needle is bevelled at 45 degrees and specially designed to cut a miniature "trapdoor" in the dura ; when the needle is withdrawn the "trapdoor" closes



G245

- G245 VIENNA PATTERN OR DATTNER'S SPINAL NEEDLE, consisting of : stainless steel inner needle, 24 B.W.G. by 4¼ in. long, complete with stilette, stainless steel outer needle, 19 B.W.G. by 2¾ in. long, and Record mount with milled-head fixing screw each

For primary introduction the bevels of the two needles are aligned as one and fixed by the screw. When the instrument has been inserted to the required depth, the fine inner needle is pushed farther to puncture the dura.

†Also available with Luer fitting mount



G246



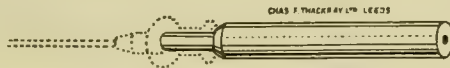
G247

Cat. No.

†G246 SISE'S INTRODUCER, for spinal needles, stainless steel shaft : 17 B.W.G. by $1\frac{3}{4}$ in. long with serrated mount each


†G247 ROWBOTHAM'S INTRODUCER, for spinal needles, stainless steel shaft : 17 B.W.G. by $\frac{7}{8}$ in. long with small chuck fitted to mount each

†This instrument acts as a guide through skin and fascia allowing a fine 22 B.W.G. spinal needle to be introduced through its lumen to puncture the dura.



G248

G248 ODOM'S INDICATOR, for spinal needles, glass, †Record fitting each
By using normal saline in the spinal needle, a meniscus in the indicator will demonstrate the effect of negative pressure in the peridural space and show position of needle point.



G249

G249 FINSTERER'S SPLANCHNIC NEEDLE, stainless steel shaft : $9\frac{1}{4}$ in. long, †Record fitting mount each



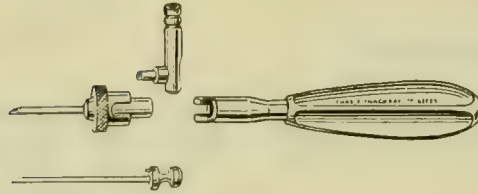
G250

G250 HEWER'S HEART NEEDLE, stainless steel shaft : 13 B.W.G. by $5\frac{1}{4}$ in. long, †Record fitting mount each

†Also available with Luer fitting mount

GENERAL OPERATION INSTRUMENTS

ANÆSTHETIC ACCESSORIES



G251

Cat. No.

G251 OXFORD PATTERN STERNAL NEEDLE, consisting of: chromium plated handle, stainless steel needle, 13 B.W.G. by $\frac{7}{8}$ in. long with Record fitting mount, stylet and angled tubing connection each


For intrasternal administration of anæsthetic drugs



G252

G252 SALAH'S STERNAL NEEDLE, stainless steel shaft: 15 B.W.G. by $1\frac{1}{8}$ in. long with depth guard, †Record fitting mount each

For intrasternal administration of anæsthetic drugs



G253

G253 UPCOTT'S SPLANCHNIC NEEDLE, with guide, stainless steel, †Record fitting mount each

†Also available with Luer fitting mount



G254

Cat. No.

| | |
|------|---|
| G254 | LISTON'S AMPUTATION KNIFE, solid forged, 4 in. blade, nickel plated, each |
| G255 | Ditto .. 5 in. blade each |
| G256 | Ditto .. 6 in. blade each |
| G257 | Ditto .. 7 in. blade each |



G258

G258 SYME'S ANKLE JOINT KNIFE, 4½ in. blade, solid forged, nickel plated, each




G259

G259 BREAST KNIFE, solid forged, 3 in. blade, nickel plated each

GENERAL OPERATION INSTRUMENTS


KNIVES



G260

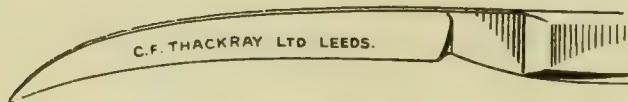
Cat. No.

G260 SYME'S ABSCESS KNIFE, solid forged, nickel plated each




G261

G261 BISTOURY, straight, sharp, solid forged, nickel plated each




G262

G262 BISTOURY, curved, sharp, solid forged, nickel plated each



G263

G263 BISTOURY, straight, probe pointed, solid forged, nickel plated each



G264

G264 BISTOURY, curved, probe pointed, solid forged, nickel plated each



G265

G265 STILES' SCALPELS, five sizes : 1 in., 1 1/4 in., 1 1/2 in., 1 3/4 in., and 2 in. blades, solid forged, nickel plated each

GENERAL OPERATION INSTRUMENTS

KNIVES



G266

Cat. No.
 G266 FINGER KNIFE, 4 in. blade, solid forged, nickel plated each



G267



G268

G267 TENOTOMY KNIFE, sharp, solid forged, nickel plated each
 G268 Ditto .. blunt pointed each



A



C



B



D

G269

G269 PARKER'S TENOTOMY KNIVES, four shapes : A, B, C and D, solid forged, nickel plated each



G270



G271

G270 ROBERT JONES' TENOTOMY KNIFE, with sharp point, solid forged, nickel plated each
 G271 Ditto .. with shaped blade each

GENERAL OPERATION INSTRUMENTS

KNIVES



G272



G273.—No. 3 Handle fits blades Nos. 10, 10A, 11, 12 and 15



G274.—No. 4 Handle fits blades Nos. 20, 21, 22, 23, 24 and 25



G275.—No. 5 Handle fits Blades Nos. 10, 10A, 11, 12 and 15

All illustrations are actual sizes

Cat. No.

†G272 THACKRAY'S "DURAY" (Trade Mark) DETACHABLE SCALPEL BLADES, sizes: 10, 10A, 11, 12, 15, 20, 21, 22, 23, 24 and 25

£ s. d.

In packets of one size per doz
per gross

G273 THACKRAY'S "DURAY" (Trade Mark) SCALPEL HANDLE, No. 3, each

G274 Ditto .. No. 4 each


G275 Ditto .. No. 5 each

Thackray's "Duray" (Trade Mark) Scalpel Handles and Blades are standard fitting. (British Standard Specification No. 2982)

†Special quotations for large quantities

NOTE.—"Duray": Regd. Trade Mark

KNIVES



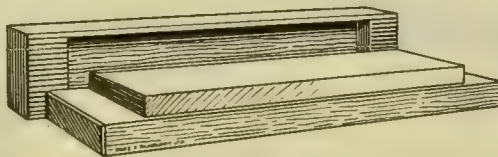
G276

- | | | | | | | | |
|---------|--|----|----|----|----|----|------|
| at. No. | | | | | | | |
| G276 | SPirit-PROOF CASE, cylindrical, with rack to hold one scalpel handle and six blades, nickel plated | .. | .. | .. | .. | .. | each |
| G277 | Ditto .. to hold two handles and twelve blades | .. | .. | .. | .. | .. | each |



G278

- | | | | | |
|------|--|----|----|------|
| G278 | SCALPELS, solid forged, six sizes : 1-6, nickel plated | .. | .. | each |
| G279 | Ditto .. stainless steel | .. | .. | each |




G280

- | | | | | | | | |
|------|---|----|----|----|----|----|------|
| G280 | ARKANSAS STONE, mounted, for setting scalpels, etc., size : 5½ in. by 1½ in. by ½ in. | .. | .. | .. | .. | .. | each |
|------|---|----|----|----|----|----|------|

GENERAL OPERATION INSTRUMENTS

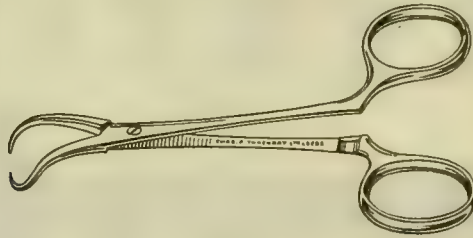
TOWEL FORCEPS



G281

Cat. No.

G281 ARMOUR'S TOWEL FORCEPS, cross-action, 5½ in., stainless steel .. each



G282

G282 BACHAUS' TOWEL FORCEPS, screw joint, 4 in., stainless steel .. each

G283 Ditto .. box joint each



G284

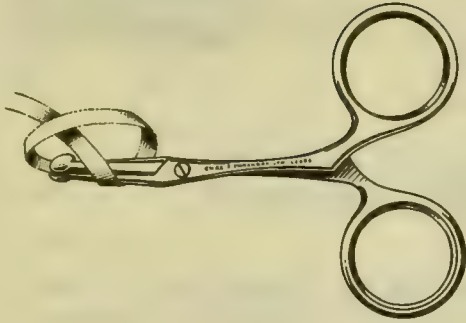
G284 DOYEN'S TOWEL FORCEPS, cross-action, 7½ in., stainless steel .. each



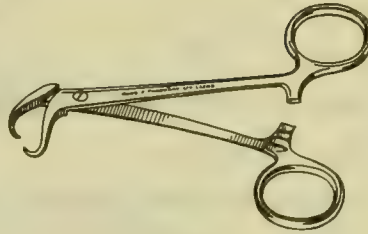
G285

G285 FAGGE'S TOWEL FORCEPS, screw joint, 8 in., stainless steel .. each

G286 Ditto .. box joint each

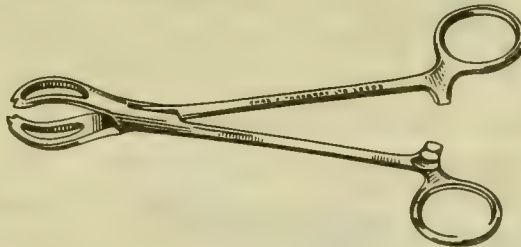


G287



G288

| | | | | | | |
|----------|------------------------|-------------------------|--------------|-----------------|-----------------|--------------|
| Cat. No. | | | | | | |
| G287 | HOWELL'S SWAB FORCEPS, | screw joint, | 3½ in., | stainless steel | .. | each |
| G288 | HIGGS' TOWEL FORCEPS, | jaws angled-to-left, | screw joint, | 3½ in., | stainless steel | each |
| G289 | Ditto | .. jaws angled-to-right | | | | each |



G291

| | | | | | | |
|------|-----------------------|-----------------|--------|-----------------|---------|------|
| G290 | LANE'S TOWEL FORCEPS, | box joint, | 5 in., | stainless steel | .. | each |
| G291 | Ditto | .. box joint, | 6 in. | | | each |
| G292 | Ditto | .. box joint, | 7½ in. | | | each |
| G293 | LANE'S TOWEL FORCEPS, | screw joint, | 5 in., | stainless steel | .. | each |
| G294 | Ditto | .. screw joint, | 6 in. | | | each |
| G295 | Ditto | .. screw joint, | 7½ in. | | | each |

GENERAL OPERATION INSTRUMENTS

TOWEL FORCEPS




G296




G298

Cat. No.

- G296 MAYO'S TOWEL FORCEPS, screw joint, 5 in., stainless steel .. each
- G297 Ditto .. box joint each
- G298 SHARDLE'S TOWEL FORCEPS, cross-action, 3½ in., stainless steel .. each



G299



G302

- G299 MOYNIHAN'S TOWEL FORCEPS, single "tetra", for ends of the incision, screw joint, 7 in., stainless steel each
- G300 Ditto .. box joint each
- G301 Ditto .. small size, screw joint, 3½ in. each
- G302 MOYNIHAN'S TOWEL FORCEPS, double "tetra", for sides of the incision, screw joint, 7½ in., stainless steel each
- G303 Ditto .. box joint each
- G304 Ditto .. small size, screw joint, 4½ in. each



G305


- G305 MOYNIHAN-MIKULICZ'S TOWEL HOLDING FORCEPS, for holding the ends of tetra cloths, screw joint, 5½ in., stainless steel each

DISSECTING FORCEPS




G306

| | | | | | | | | | |
|----------|--|--|--|--|--|--|--|--|------|
| Cat. No. | | | | | | | | | |
| G306 | DISSECTING FORCEPS, turn-over-end, serrated jaws, 5 in., stainless steel, each | | | | | | | | |
| G307 | Ditto .. 6 in. | | | | | | | | each |
| G308 | Ditto .. 7 in. | | | | | | | | each |
| G309 | Ditto .. 8 in. | | | | | | | | each |



G310

| | | |
|------|---|------|
| G310 | DISSECTING FORCEPS, block-end, serrated jaws, 5 in., stainless steel .. | each |
| G311 | Ditto .. 6 in. | each |
| G312 | Ditto .. 7 in. | each |
| G313 | Ditto .. 8 in. | each |



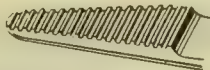
G314

| | | |
|-------|---|------|
| G314 | ADSON'S DISSECTING FORCEPS, lightweight handles, with fine one into two teeth on smooth jaws, 5 in., stainless steel .. | each |
| G315 | Ditto .. 7 in. | each |
| *G316 | ADSON'S DISSECTING FORCEPS, with lightweight handles and non-toothed serrated jaws, 5 in., stainless steel .. | each |
| G317 | Ditto .. 7 in. | each |


Originally designed for neurosurgery.



G318



G319



G320

| | | |
|------|--|------|
| G318 | BONNEY'S DISSECTING FORCEPS, with one into two teeth on serrated jaws, 7 in., stainless steel .. | each |
| G319 | Ditto .. non-toothed serrated jaws .. | each |
| G320 | Ditto .. with one into two teeth on longitudinally grooved jaws .. | each |

**Not illustrated*

GENERAL OPERATION INSTRUMENTS

DISSECTING FORCEPS



G321

Cat. No.

G321

BRAITHWAITE'S DISSECTING FORCEPS, with one into two teeth on serrated and grooved jaws, 6 in., stainless steel each


Particularly useful in suturing, for "pulling through", etc.



G322

G322

BROMLEY'S DISSECTING FORCEPS, with one into two teeth on copper covered jaws, 7 in., stainless steel each



G323

G323

AD4598

CHARNLEY'S DISSECTING FORCEPS, with one into two teeth and block on jaw, 7 in., stainless steel each
Ditto .. 5 3/4 in. each

In addition to its use as dissecting forceps this instrument has been designed to grip suture material firmly when tying knots in "no-touch" technique; the suture is trapped in the fenestrum by the block projection on the opposing jaw. These forceps are particularly useful in the tying of heavy suture material, especially nylon and catgut.

Vide "B.M.J.", May 19th, 1945. Page 702.



G324


G324

CHILDE'S DISSECTING FORCEPS, with four into five teeth on serrated jaws, 7 in., stainless steel each

Originally designed for approximating wound edges.

GENERAL OPERATION INSTRUMENTS

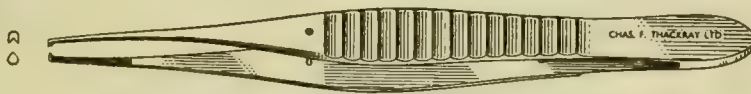
DISSECTING FORCEPS



G325

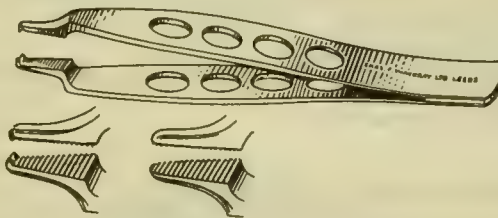
Cat. No.

G325 DUVAL'S DISSECTING FORCEPS, with non-traumatic teeth on triangular jaws: $\frac{1}{2}$ in. wide, 6 in., stainless steel each



G326

G326 GILLIES' DISSECTING FORCEPS, with fine one into two teeth on serrated jaws, 6 in., stainless steel each



G327

G330

G327 JEAN'S DISSECTING FORCEPS, with one into two teeth on serrated jaws, $5\frac{1}{2}$ in., stainless steel each

G328 Ditto .. with one into two teeth, 7 in. each

G329 Ditto .. with two into three teeth, 7 in. each

G330 JEAN'S DISSECTING FORCEPS, with non-toothed serrated jaws, $5\frac{1}{2}$ in., stainless steel each



G331

G331 LANE'S DISSECTING FORCEPS, with one into two teeth on serrated jaws, $5\frac{3}{4}$ in., stainless steel each

G332 Ditto .. with two into three teeth each

G333 Ditto .. with three into four teeth each

G334 LANE'S DISSECTING FORCEPS, with one into two teeth on serrated jaws, 7 in., stainless steel each

G335 Ditto .. with two into three teeth each

G336 Ditto .. with three into four teeth each

GENERAL OPERATION INSTRUMENTS

DISSECTING FORCEPS




G349

- Cat. No.
G349 MICHEL'S DISSECTING FORCEPS, with one into two teeth on smooth jaws,
 5 in., stainless steel each
Originally designed for approximating wound edges.




G350

- G350** MITCHELL'S DISSECTING FORCEPS, with three into four teeth on serrated
 jaws, 7 in., stainless steel each



G351

- G351** MOYNIHAN'S DISSECTING FORCEPS, with non-toothed serrated jaws,
 7½ in., stainless steel each




G352

- G352** RAMSAY'S DISSECTING FORCEPS, with non-toothed serrated jaws, 7 in.,
 stainless steel each

GENERAL OPERATION INSTRUMENTS


DISSECTING FORCEPS



G353

Cat. No.

G353 RAMSAY'S DISSECTING FORCEPS, with two into three teeth on serrated jaws, 7 in., stainless steel each



G354

G354 TEALE'S DISSECTING FORCEPS, with one into two teeth on smooth jaws, 5 in., stainless steel each




G355

G355 TREVES'S DISSECTING FORCEPS, with one into two teeth on smooth jaws, 5 in., stainless steel each

G355A Ditto .. 6 in. each

G355B Ditto .. 7 in. each



G356

G356 WAUGH'S DISSECTING FORCEPS, with fine one into two teeth on serrated jaws, 8 in., stainless steel each

G357 Ditto .. 7 in. each

*G358 WAUGH'S DISSECTING FORCEPS, with fine non-toothed serrated jaws, 8 in., stainless steel each

G359 Ditto .. 7 in. each


Originally designed for tonsil work.

**Not illustrated*




G360

| | | | | | | | | | |
|---------|---|--|--|--|--|--|--|--|------|
| Cat No. | | | | | | | | | |
| G360 | ALLIS' TISSUE FORCEPS, with four into five teeth, screw joint, 6 in., stainless steel | | | | | | | | each |
| G361 | Ditto .. box joint | | | | | | | | each |



G362

| | | | | | | | | | |
|------|--|--|--|--|--|--|--|--|------|
| G362 | ALLIS' TISSUE FORCEPS, American Pattern, with three into four teeth, box joint, 5 1/4 in., stainless steel | | | | | | | | each |
| | <i>NOTE.</i> —Larger size (7 3/4 in.) known as Judd-Allis', see page G55 | | | | | | | | |



G363

| | | | | | | | | | |
|--------|--|--|--|--|--|--|--|--|------|
| G363 | BABCOCK'S TISSUE FORCEPS, box joint, 6 1/2 in., stainless steel .. | | | | | | | | each |
| AD4677 | Ditto .. 9 in. | | | | | | | | each |

The jaws of these forceps have transverse serrations which give a light but firm grip without injuring the tissues.

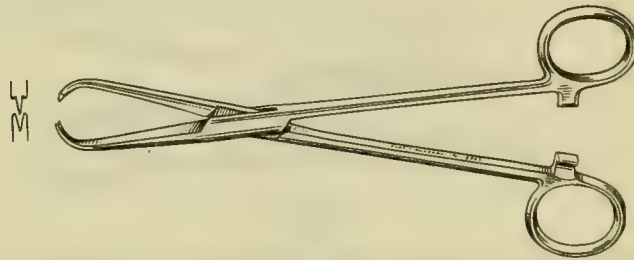
GENERAL OPERATION INSTRUMENTS

TISSUE FORCEPS



G364

- Cat. No.
 G364 DUVAL'S TISSUE FORCEPS, screw joint, $7\frac{1}{2}$ in., $\frac{1}{2}$ in. blades, stainless steel, each
 G365 Ditto .. box joint each



G366


- G366 DYBALL'S TISSUE FORCEPS, with one into two teeth, box joint, $6\frac{1}{2}$ in., stainless steel each



G367

- G367 FAGGE'S TISSUE FORCEPS, screw joint, 8 in., stainless steel .. each
 G368 Ditto .. box joint each

TISSUE FORCEPS

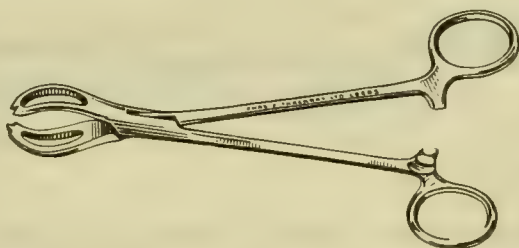


G369

Cat. No.

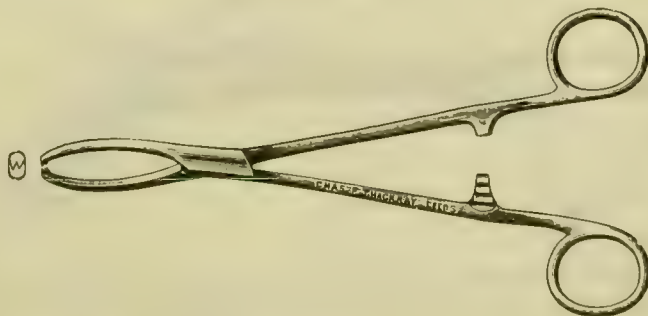
G369 JUDD-ALLIS' TISSUE FORCEPS, with three into four teeth, box joint, 7½ in., stainless steel each

These forceps have fine teeth and light spring shanks to avoid damage to tissue.



G371

- G370 LANE'S TISSUE FORCEPS, box joint, 5 in., stainless steel each
- G371 Ditto .. box joint, 6 in. each
- G372 Ditto .. box joint, 7½ in. each
- G373 LANE'S TISSUE FORCEPS, screw joint, 5 in., stainless steel each
- G374 Ditto .. screw joint, 6 in. each
- G375 Ditto .. screw joint, 7½ in. each



G376

G376 LITTLEWOOD'S TISSUE FORCEPS, box joint, 7½ in., stainless steel, each

GENERAL OPERATION INSTRUMENTS

TISSUE FORCEPS



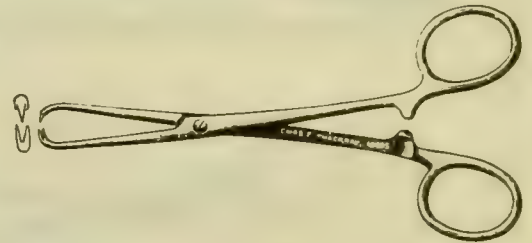
G377

Cat. No.

- | | | | | | | | | | | |
|------|---|----|----|----|----|----|----|----|----|------|
| G377 | RUTHERFORD MORISON'S TISSUE FORCEPS, with four into five teeth, box joint, 6 in., stainless steel | .. | .. | .. | .. | .. | .. | .. | .. | each |
| G378 | Ditto .. screw joint | .. | .. | .. | .. | .. | .. | .. | .. | each |



G379



G383

- | | | | | | | | | | | |
|------|--|----|----|----|----|----|----|----|----|------|
| G379 | POIRIER'S TISSUE FORCEPS, with two into three teeth, box joint, 5 in., stainless steel | .. | .. | .. | .. | .. | .. | .. | .. | each |
| G380 | Ditto .. box joint, 7 in. | .. | .. | .. | .. | .. | .. | .. | .. | each |
| G381 | POIRIER'S TISSUE FORCEPS, with two into three teeth, screw joint, 5 in., stainless steel | .. | .. | .. | .. | .. | .. | .. | .. | each |
| G382 | Ditto .. screw joint, 7 in. | .. | .. | .. | .. | .. | .. | .. | .. | each |
| G383 | MOYNIHAN'S SKIN FORCEPS, with one into two teeth, screw joint, 5 in., stainless steel | .. | .. | .. | .. | .. | .. | .. | .. | each |
| G384 | Ditto .. box joint | .. | .. | .. | .. | .. | .. | .. | .. | each |

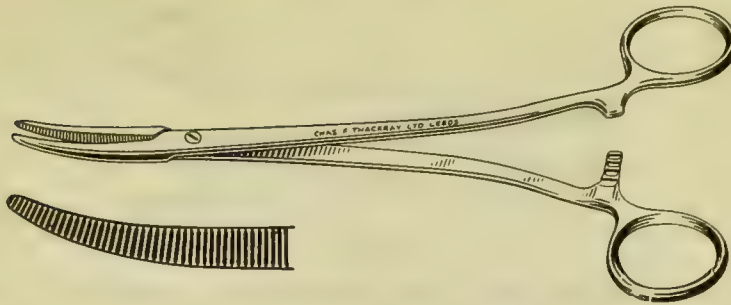


G385

- | | | | | | | | | | | |
|------|---|----|----|----|----|----|----|----|----|------|
| G385 | STILES' TISSUE FORCEPS, with five into six teeth, screw joint, 8 in., stainless steel | .. | .. | .. | .. | .. | .. | .. | .. | each |
| G386 | Ditto .. box joint | .. | .. | .. | .. | .. | .. | .. | .. | each |

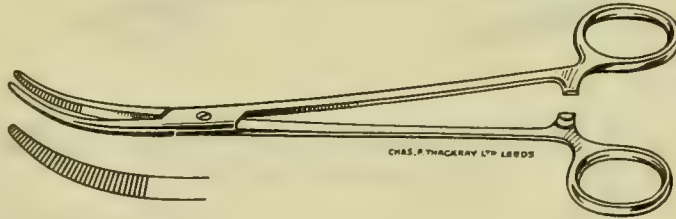
These forceps can be supplied insulated and fitted with diathermy attachment (box joint only) or fitted with diathermy attachment only (screw joint), see page G61.

ARTERY FORCEPS



G338

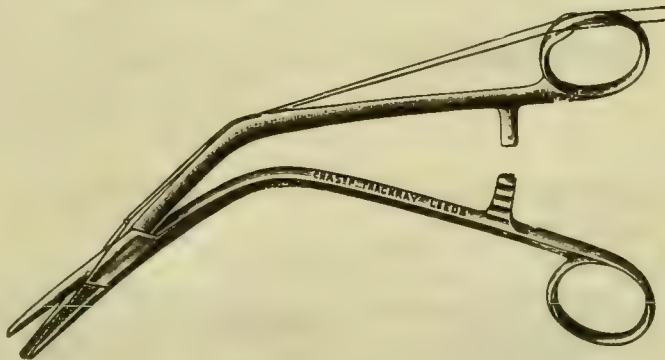
- Cat. No.
- | | | | | | | | | | |
|------|---|----|----|----|----|----|----|----|------|
| G387 | HAMILTON BAILEY'S ARTERY FORCEPS, curved-on-flat, screw joint, 5 in., stainless steel | .. | .. | .. | .. | .. | .. | .. | each |
| G388 | Ditto .. screw joint, 8 in. | .. | .. | .. | .. | .. | .. | .. | each |



G390

- | | | |
|-------|---|------|
| *G389 | BIRKETT'S ARTERY FORCEPS, straight, screw joint, 7½ in., stainless steel, | each |
| G390 | Ditto .. curved-on-flat | each |
| *G391 | BIRKETT'S ARTERY FORCEPS, straight, box joint, 7½ in., stainless steel, | each |
| *G392 | Ditto .. curved-on-flat | each |

Originally designed for tonsil work



G393

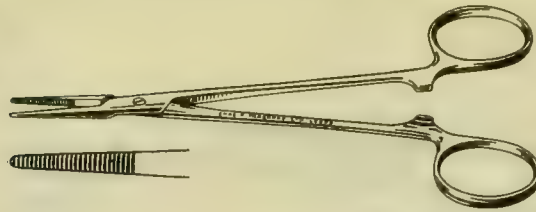
- | | | | | | | | | | |
|------|---|----|----|----|----|----|----|----|------|
| G393 | DENIS BROWNE'S ARTERY FORCEPS, angled laterally, with ligature notch on bow, shank and jaw, box joint, 8 in., stainless steel | .. | .. | .. | .. | .. | .. | .. | each |
|------|---|----|----|----|----|----|----|----|------|

Originally designed for tonsil work

**Not illustrated*

GENERAL OPERATION INSTRUMENTS

ARTERY FORCEPS



G394

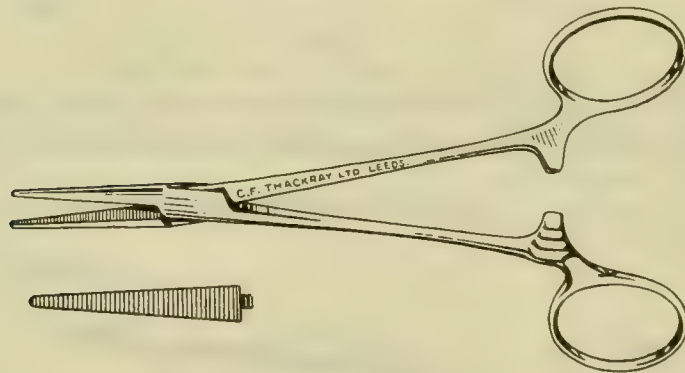
Cat. No.

G394 CAIRNS' ARTERY FORCEPS, straight, screw joint, 6 in., stainless steel each
Originally designed for neurosurgery.



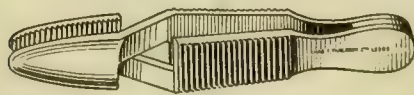
G395

G395 CAIRNS' ARTERY FORCEPS, curved-on-flat, screw joint, 6 in., stainless steel, each
Originally designed for neurosurgery.

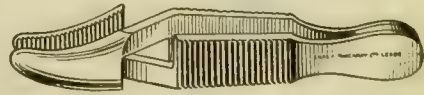


G396

G396 CRILE'S ARTERY FORCEPS, straight, box joint, 6 in., stainless steel .. each
 G397 Ditto .. curved-on-flat each




G398



G399

G398 DIEFFENBACH'S ARTERY FORCEPS, "Bull Dog", straight, 2 in., stainless steel .. each
 G399 Ditto .. curved laterally each

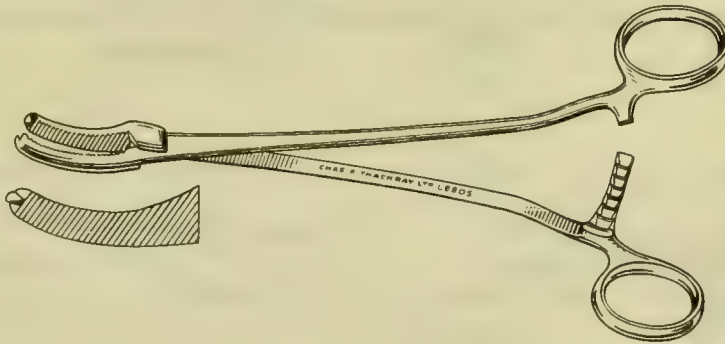
ARTERY FORCEPS



G400

Cat. No.


G400 DUNHILL'S ARTERY FORCEPS, curved-on-flat, screw joint, 5 in., stainless steel each



G401

G401 FAURE'S ARTERY FORCEPS, curved-on-flat, aseptic joint, 8 in., stainless steel each

*G402 Ditto .. with longitudinally grooved jaws, as used at the Birmingham Women's Hospital each



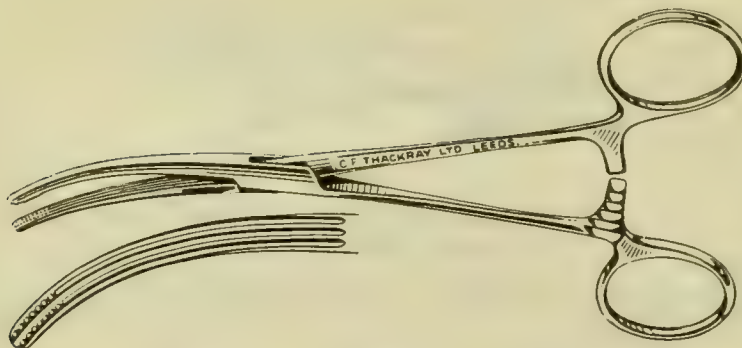
G403

G403 FRASER-KELLY'S ARTERY FORCEPS, curved-on-flat, box joint, 7 in., stainless steel each

**Not illustrated*

GENERAL OPERATION INSTRUMENTS

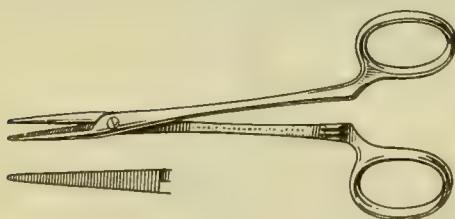
ARTERY FORCEPS



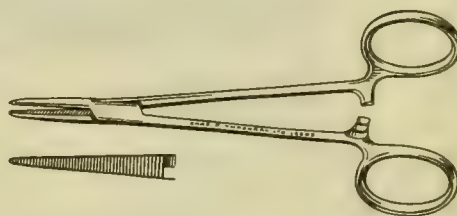
G404

Cat. No.

G404 GOUGH'S ARTERY FORCEPS, curved-on-flat, box joint, 8 in., stainless steel, each



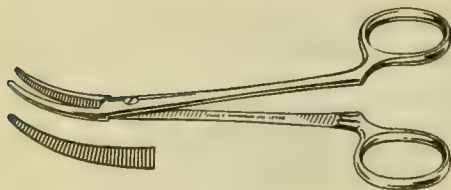
G405



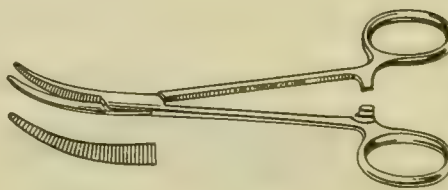
G406

G405 HALSTED'S "MOSQUITO" ARTERY FORCEPS, straight, screw joint, 5 in., stainless steel each

G406 Ditto .. box joint each



G407



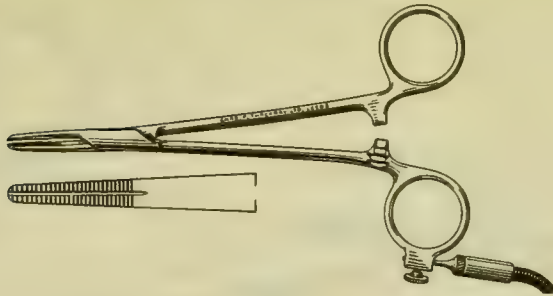
G408

G407 HALSTED'S "MOSQUITO" ARTERY FORCEPS, curved-on-flat, screw joint, 5 in., stainless steel each

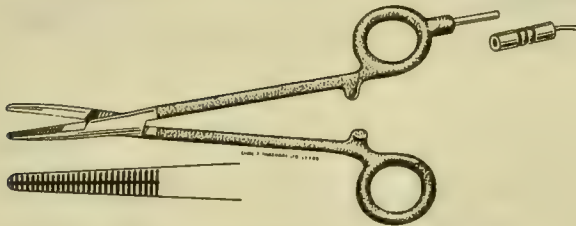
G408 Ditto .. box joint each

GENERAL OPERATION INSTRUMENTS

ARTERY FORCEPS



G410




G413

Cat. No.

- *G409 WILSON HEY'S ARTERY FORCEPS, with attachment on bow for diathermy terminal, without grooves on jaws, straight, box joint, 5½ in., stainless steel .. each
- G410 Ditto .. with grooves on jaws for needles, box joint, 7 in. each
- G411 Ditto .. with grooves on jaws for needles, box joint, 9 in. each
- *G412 WILSON HEY'S ARTERY FORCEPS, with shanks and bows covered with boilable insulating material and attachment on bow for diathermy terminal, without grooves on jaws, straight, box joint, 5½ in., stainless steel each
- G413 Ditto .. with grooves on jaws for needles, box joint, 7 in. each
- G414 Ditto .. with grooves on jaws for needles, box joint, 9 in. each

As described in the "B.M.J." June 21st. 1947, and the "British Journal of Surgery", vol. 33, 129, 1945: "Asepsis in Prostatectomy".



G416

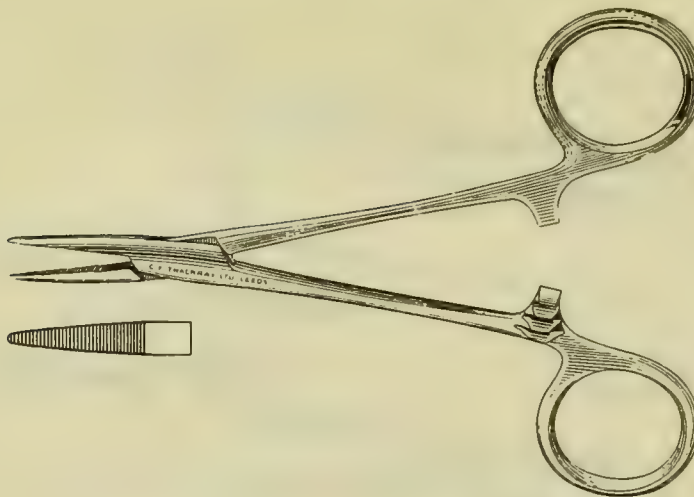
- G415 RICHES' ARTERY FORCEPS, with shanks and bows covered with boilable insulating material and attachment for diathermy terminal, curved-on-flat, box joint, 5½ in., stainless steel each
- G416 Ditto .. box joint, 8 in. each
- G417 CABLES, with pin-terminal for Fig. Nos. G409-411 each
- G418 CABLES, with socket type terminal for Fig. Nos. G412-416 each

As described in the "B.M.J.", June 21st. 1952. Page 1356.

**Not illustrated*

GENERAL OPERATION INSTRUMENTS

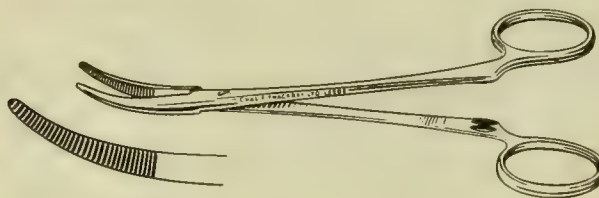
ARTERY FORCEPS



G419


Cat. No.

G419 JOLL'S ARTERY FORCEPS, straight, box joint, $5\frac{3}{4}$ in., stainless steel . . . each
Originally designed for surgery of the thyroid gland.



G421

*G420 KELLY-HALSTED'S ARTERY FORCEPS, straight, screw joint, $5\frac{3}{4}$ in., stainless steel each
 G421 Ditto . . . curved-on-flat each



G422



G423

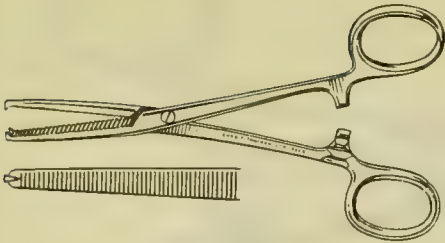
G422 KILNER'S ARTERY FORCEPS, straight, box joint, $5\frac{1}{2}$ in., stainless steel, each
 G423 Ditto . . . curved-on-flat each

Originally designed for plastic surgery.

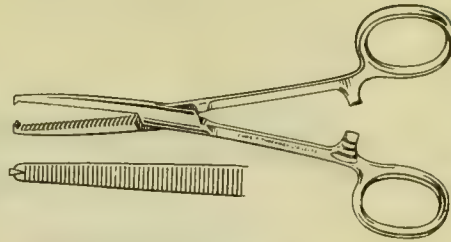
**Not illustrated*

GENERAL OPERATION INSTRUMENTS

ARTERY FORCEPS



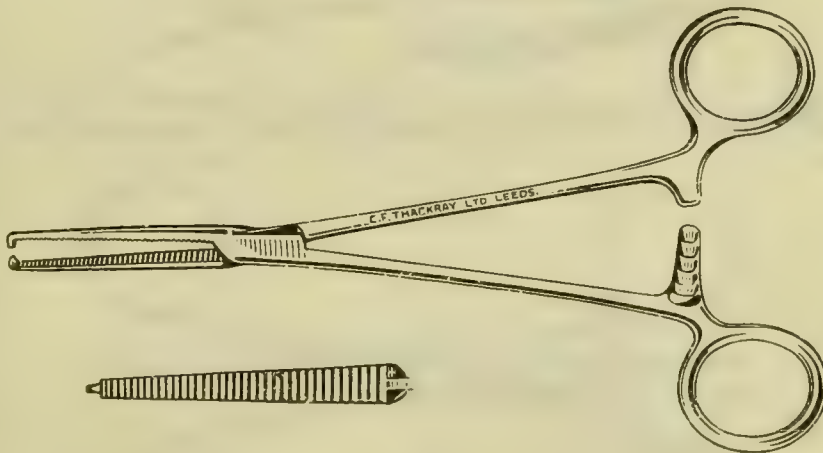
G424



G428

Cat. No.

- | | | |
|-------|--|------|
| G424 | KOCHER'S ARTERY FORCEPS, straight, screw joint, 5 in., stainless steel, | each |
| G425 | Ditto .. screw joint, 6 in. | each |
| G426 | Ditto .. screw joint, 7 in. | each |
| G427 | Ditto .. screw joint, 8 in. | each |
| G428 | KOCHER'S ARTERY FORCEPS, straight, box joint, 5 in., stainless steel, | each |
| G429 | Ditto .. box joint, 6 in. | each |
| G430 | Ditto .. box joint, 7 in. | each |
| *G431 | KOCHER'S ARTERY FORCEPS, curved-on-flat, box joint, 7 in., stainless steel | each |
| *G432 | Ditto .. box joint, 8 in. | each |



G433

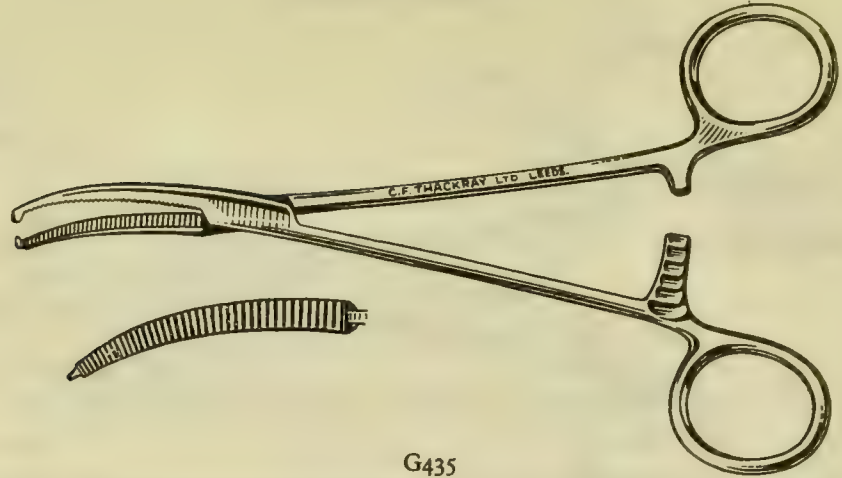
- | | | |
|------|--|------|
| G433 | MAYO-UCHSNER'S ARTERY FORCEPS, straight, box joint, 7 in., stainless steel | each |
| G434 | Ditto .. box joint, 8 in. | each |

**Not illustrated.*

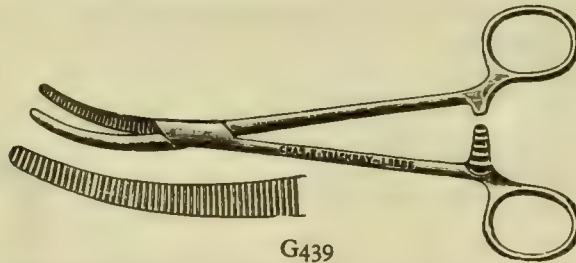
SEE ALSO PAGE AD836

GENERAL OPERATION INSTRUMENTS

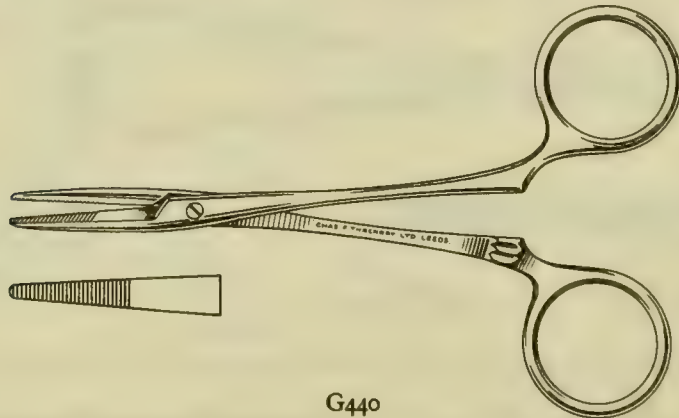
ARTERY FORCEPS



- | | | | | | | | | | |
|----------|--------------------------------|-----------------|------------|--------|-----------|----|----|----|------|
| Cat. No. | | G435 | | | | | | | |
| G435 | MAYO-OCHSNER'S ARTERY FORCEPS, | curved-on-flat, | box joint, | 7 in., | stainless | | | | each |
| | steel | .. | .. | .. | .. | .. | .. | .. | .. |
| G436 | Ditto | .. | box joint, | 8 in. | .. | .. | .. | .. | each |
| *G437 | MAYO-OCHSNER'S ARTERY FORCEPS, | angled-on-flat, | box joint, | 7 in., | stainless | | | | each |
| | steel | .. | .. | .. | .. | .. | .. | .. | .. |
| *G438 | Ditto | .. | box joint, | 8 in. | .. | .. | .. | .. | each |



- G439 MAYO'S ARTERY FORCEPS, curved-on-flat, box joint, 6 in., stainless steel, each

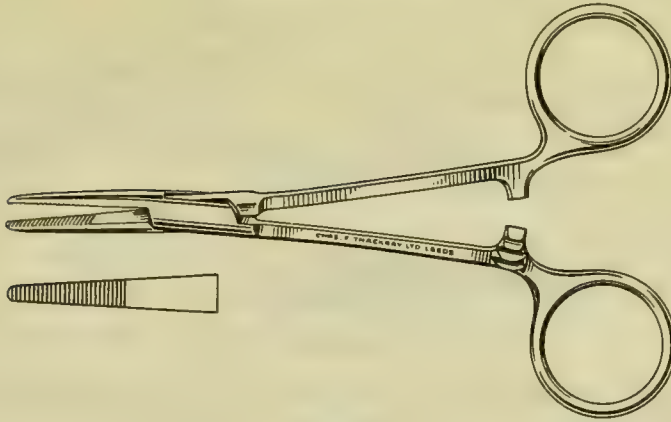


- | | | | | | | | | | |
|------|----------------------------|-----------|--------------|------------|-----------|----|----|----|--------|
| G440 | MOYNIHAN'S ARTERY FORCEPS, | straight, | screw joint, | 5 1/2 in., | stainless | | | | steel, |
| | | | | | | | | | each |
| G441 | Ditto | .. | screw joint, | 7 in. | .. | .. | .. | .. | each |

*Not illustrated

GENERAL OPERATION INSTRUMENTS

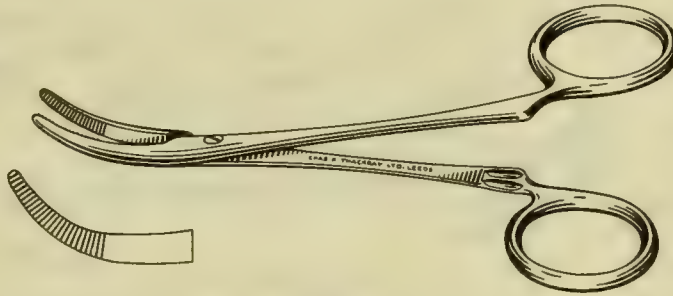
ARTERY FORCEPS



G442

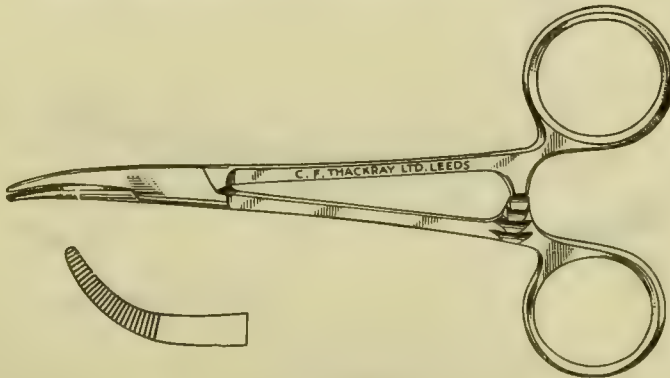
Cat. No.

- G442 MOYNIHAN'S ARTERY FORCEPS, straight, box joint, $5\frac{3}{4}$ in., stainless steel, each
 G443 Ditto .. box joint, 7 in. each



G444

- G444 MOYNIHAN'S ARTERY FORCEPS, curved-on-flat, screw joint, $5\frac{3}{4}$ in., stainless steel each
 G445 Ditto .. screw joint, 7 in. each

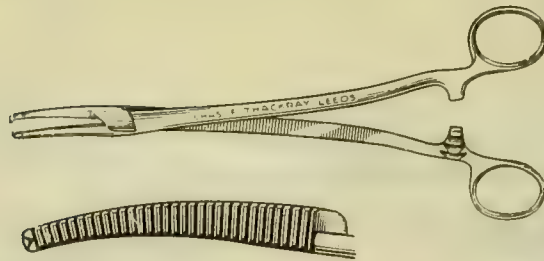


G446

- G446 MOYNIHAN'S ARTERY FORCEPS, curved-on-flat, box joint, $5\frac{3}{4}$ in., stainless steel each
 G447 Ditto .. box joint, 7 in. each

GENERAL OPERATION INSTRUMENTS

ARTERY FORCEPS



G448

Cat. No.

G448 MOYNIHAN-MIKULICZ'S ARTERY FORCEPS, curved-on-flat, aseptic joint,
8 $\frac{3}{4}$ in., stainless steel each


Originally designed for the peritoneum.



G449

G449 MILES PHILLIPS' ARTERY FORCEPS, curved-on-flat, box joint, 6 $\frac{1}{2}$ in.,
stainless steel each

Originally designed for clamping the uterine artery.



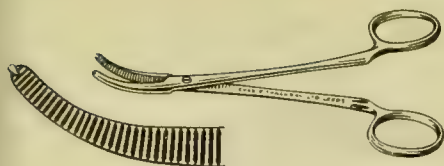
G450

G450 DUDFIELD ROSE'S ARTERY FORCEPS, curved-on-flat, box joint, 10 $\frac{1}{4}$ in.,
stainless steel each

Originally designed for sympathectomy, these forceps have been found useful in a variety of operations where long forceps with a light grip are required.

GENERAL OPERATION INSTRUMENTS

ARTERY FORCEPS

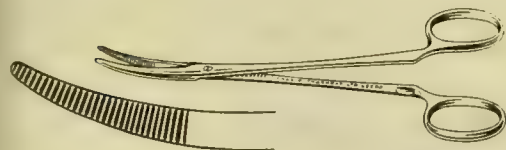


G451

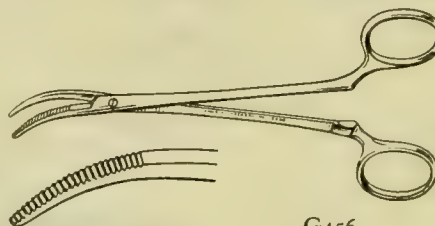


G452

- Cat. No.
 G451 SARGENT'S ARTERY FORCEPS, curved-on-flat, screw joint, 6 in., stainless steel each
Originally designed for scalp flaps.
 G452 SAWTELL'S ARTERY FORCEPS, curved-on-flat, screw joint, 7 in., stainless steel each
 G453 Ditto .. box joint each
Originally designed for tonsil work.

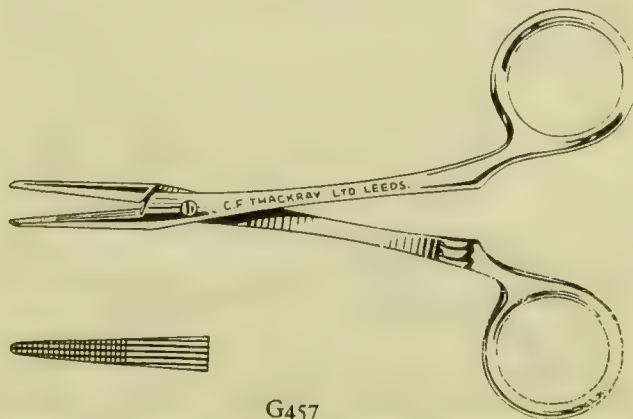


G454



G456

- G454 SCHNIDT'S ARTERY FORCEPS, curved-on-flat, screw joint, 7 in., stainless steel each
 G455 Ditto .. box joint each
Originally designed for tonsil work.
 †G456 SCOTT'S ARTERY FORCEPS, curved laterally, screw joint, 7 in., stainless steel each
Originally designed for tonsil work.



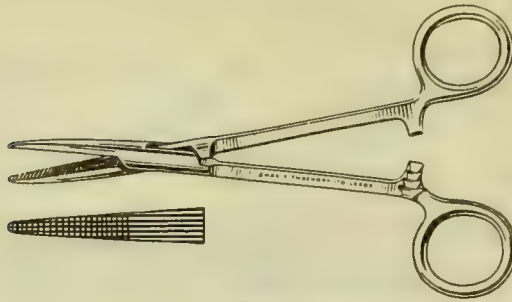
G457

- G457 GREY TURNER'S ARTERY FORCEPS, straight, screw joint, 5 3/4 in., stainless steel each
 G458 Ditto .. screw joint, 7 in. each

†These forceps can be supplied insulated and fitted with diathermy attachment (box joint only), or fitted with diathermy attachment only (screw joint), see page G61.

GENERAL OPERATION INSTRUMENTS

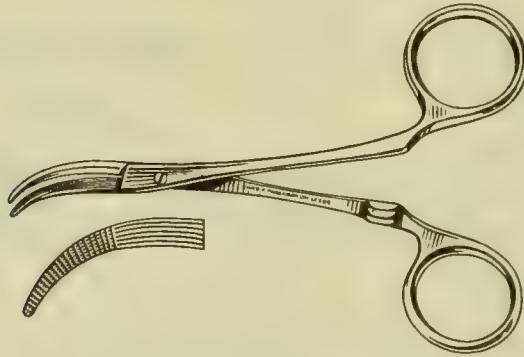
ARTERY FORCEPS



G459

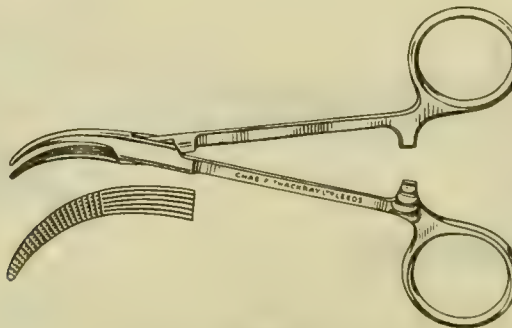
Cat. No.

- | | | |
|------|---|------|
| G459 | GREY TURNER'S ARTERY FORCEPS, straight, box joint, 5 $\frac{3}{4}$ in., stainless steel | each |
| G460 | Ditto .. box joint, 7 in. | each |



G461

- | | | |
|------|---|------|
| G461 | GREY TURNER'S ARTERY FORCEPS, curved-on-flat, screw joint, 5 $\frac{3}{4}$ in., stainless steel | each |
| G462 | Ditto .. screw joint, 7 in. | each |

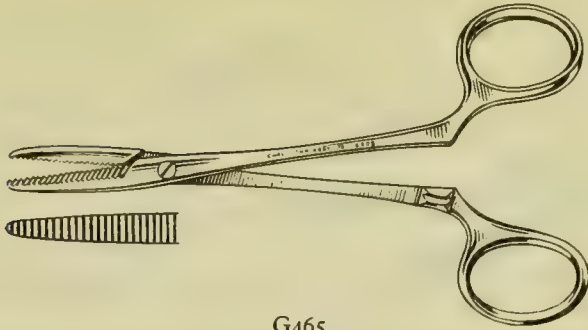


G463

- | | | |
|------|---|------|
| G463 | GREY TURNER'S ARTERY FORCEPS, curved-on-flat, box joint, 5 $\frac{3}{4}$ in., stainless steel | each |
| G464 | Ditto .. box joint, 7 in. | each |

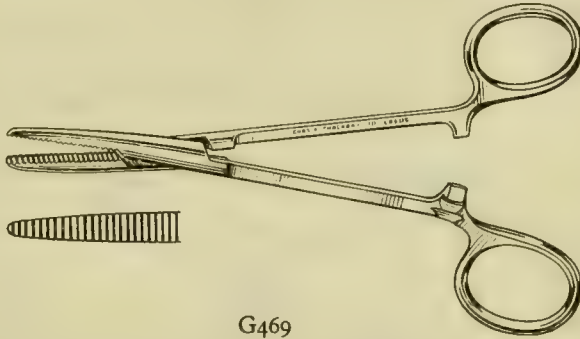
GENERAL OPERATION INSTRUMENTS

ARTERY FORCEPS



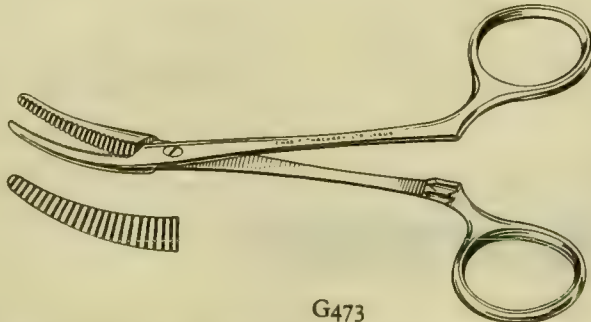
G465

| | | | | | | | | | | |
|----------|--|----|----|----|----|----|----|----|----|------|
| Cat. No. | | | | | | | | | | |
| G465 | SPENCER WELLS' ARTERY FORCEPS, straight, screw joint, 5 in., stainless steel | .. | .. | .. | .. | .. | .. | .. | .. | each |
| G466 | Ditto .. screw joint, 6 in. | .. | .. | .. | .. | .. | .. | .. | .. | each |
| G467 | Ditto .. screw joint, 7 in. | .. | .. | .. | .. | .. | .. | .. | .. | each |
| G468 | Ditto .. screw joint, 8 in. | .. | .. | .. | .. | .. | .. | .. | .. | each |
| G468A | Ditto .. screw joint, 9 in. | .. | .. | .. | .. | .. | .. | .. | .. | each |



G469

| | | | | | | | | | | |
|----------|--|----|----|----|----|----|----|----|----|------|
| Cat. No. | | | | | | | | | | |
| G469 | SPENCER WELLS' ARTERY FORCEPS, straight, box joint, 5 in., stainless steel | .. | .. | .. | .. | .. | .. | .. | .. | each |
| G470 | Ditto .. box joint, 6 in. | .. | .. | .. | .. | .. | .. | .. | .. | each |
| G471 | Ditto .. box joint, 7 in. | .. | .. | .. | .. | .. | .. | .. | .. | each |
| G472 | Ditto .. box joint, 8 in. | .. | .. | .. | .. | .. | .. | .. | .. | each |
| G472A | Ditto .. box joint, 9 in. | .. | .. | .. | .. | .. | .. | .. | .. | each |



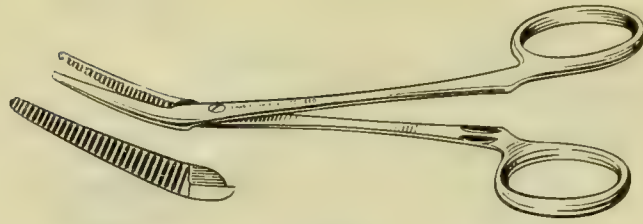
G473

| | | | | | | | | | | |
|----------|--|----|----|----|----|----|----|----|----|------|
| Cat. No. | | | | | | | | | | |
| G473 | SPENCER WELLS' ARTERY FORCEPS, curved-on-flat, screw joint, 5 in., stainless steel | .. | .. | .. | .. | .. | .. | .. | .. | each |
| G474 | Ditto .. screw joint, 6 in. | .. | .. | .. | .. | .. | .. | .. | .. | each |
| G475 | Ditto .. screw joint, 7 in. | .. | .. | .. | .. | .. | .. | .. | .. | each |
| G476 | Ditto .. screw joint, 8 in. | .. | .. | .. | .. | .. | .. | .. | .. | each |

SEE ALSO PAGE AD837

GENERAL OPERATION INSTRUMENTS

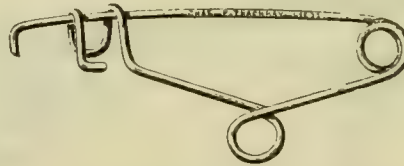
ARTERY FORCEPS, ETC.



G477


Cat. No.

- | | | |
|-------|--|------|
| G477 | SPENCER WELLS' ARTERY FORCEPS, angled-on-flat, screw joint, 5 in., stainless steel | each |
| *G478 | Ditto .. angled laterally | each |



G479

- | | | |
|-------|---|------|
| G479 | MAYO'S SAFETY PIN, for artery forceps, etc., 4½ in., stainless steel .. | each |
| G479A | Ditto .. 6 in. | each |



G480

- | | |
|------|---|
| G480 | BRUSH, for cleaning jaws of artery forceps, etc., metal bristles on wooden handle, each |
|------|---|

*Not illustrated

SCISSORS



BY-PASS BOWS (Crompton Pat. No. 661393) can be fitted to dressing scissors of all types at very small extra cost extra each

The curved shape of the bows enables this type of scissors to be easily lifted from a flat surface and in by-passing the knuckles provides more comfort in use in either hand.



G481



G485

Cat. No.

| | | | | |
|------|---|----|----|------|
| G481 | SCISSORS, straight, with blunt points, 5 in., stainless steel | .. | .. | each |
| G482 | Ditto .. 6 in. | .. | .. | each |
| G483 | Ditto .. 7 in. | .. | .. | each |
| G484 | Ditto .. 8 in. | .. | .. | each |
| G485 | SCISSORS, straight, with sharp points, 5 in., stainless steel | .. | .. | each |
| G486 | Ditto .. 6 in. | .. | .. | each |
| G487 | Ditto .. 7 in. | .. | .. | each |
| G488 | Ditto .. 8 in. | .. | .. | each |
| G489 | SCISSORS, straight, with blunt points, 5 in., nickel plated | .. | .. | each |
| G490 | Ditto .. with sharp points | .. | .. | each |
| G491 | Ditto .. with one blunt and one sharp point | .. | .. | each |



G492



G496

| | | |
|------|---|---------|
| G492 | SCISSORS, straight, with one blunt and one sharp point, 5 in., stainless steel, | each |
| G493 | Ditto .. 6 in. | each |
| G494 | Ditto .. 7 in. | each |
| G495 | Ditto .. 8 in. | each |
| G496 | SCISSORS, curved-on-flat, with blunt points, 5 in., stainless steel | .. each |
| G497 | Ditto .. 6 in. | .. each |
| G498 | Ditto .. 7 in. | .. each |
| G499 | Ditto .. 8 in. | .. each |

GENERAL OPERATION INSTRUMENTS

SCISSORS



G500


Cat. No.

| | | | | | | | | | | |
|------|--|----|----|----|----|----|----|----|----|------|
| G500 | SCISSORS, angled-on-flat, with blunt points, 6½ in., stainless steel | .. | .. | .. | .. | .. | .. | .. | .. | each |
| G501 | Ditto .. 7½ in. | .. | .. | .. | .. | .. | .. | .. | .. | each |



G504

| | | | | | | | | | | |
|-------|---|----|----|----|----|----|----|----|----|------|
| G502 | SCISSORS, DRESSING, straight, with blunt points and open shanks, 5 in., stainless steel | .. | .. | .. | .. | .. | .. | .. | .. | each |
| G503 | Ditto .. 6 in. | .. | .. | .. | .. | .. | .. | .. | .. | each |
| G504 | Ditto .. 7 in. | .. | .. | .. | .. | .. | .. | .. | .. | each |
| G505 | Ditto .. 8 in. | .. | .. | .. | .. | .. | .. | .. | .. | each |
| *G506 | SCISSORS, DRESSING, straight, with one blunt and one sharp point, open shanks, 5 in., stainless steel | .. | .. | .. | .. | .. | .. | .. | .. | each |
| G507 | Ditto .. 6 in. | .. | .. | .. | .. | .. | .. | .. | .. | each |
| G508 | Ditto .. 7 in. | .. | .. | .. | .. | .. | .. | .. | .. | each |
| G509 | Ditto .. 8 in. | .. | .. | .. | .. | .. | .. | .. | .. | each |



G511

| | | | | | | | | | | |
|------|--|----|----|----|----|----|----|----|----|------|
| G510 | SCISSORS, DRESSING, with crank-bend shanks, black enamelled bows, 7 in., polished carbon steel | .. | .. | .. | .. | .. | .. | .. | .. | each |
| G511 | Ditto .. 8 in. | .. | .. | .. | .. | .. | .. | .. | .. | each |
| G512 | Ditto .. 9 in. | .. | .. | .. | .. | .. | .. | .. | .. | each |

*Not illustrated

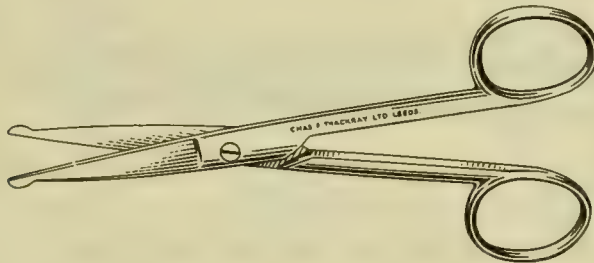
SCISSORS



G513

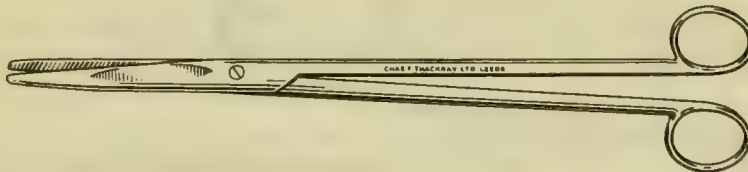
Cat. No.

G513 SCISSORS, straight, with one sharp and one probe point, 5 in., stainless steel, each



G514

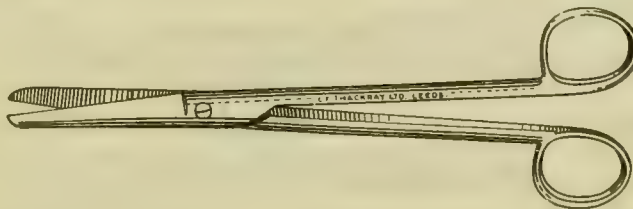
G514 SCISSORS, straight, with probe points, 5 in., stainless steel .. each



G515

G515 ABEL'S ABDOMINAL SCISSORS, straight, with blunt points and chamfered blades, 12½ in., stainless steel each

Used in the abdomino-perineal operation for excision of the rectum.



G516

G516 CARLESS' SCISSORS, straight, lightweight, with blunt points, 6½ in., stainless steel each

G517 Ditto .. curved-on-flat each

**Not illustrated*

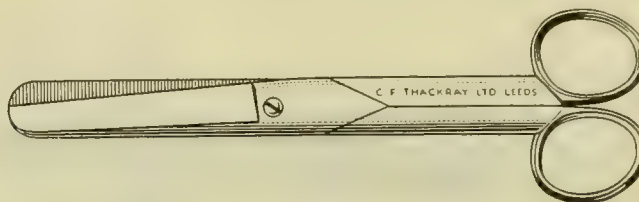
GENERAL OPERATION INSTRUMENTS

SCISSORS



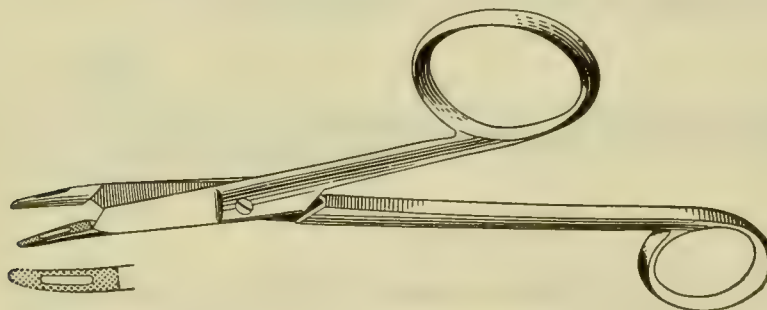
G518

Cat. No.
 G518 DEVINE'S SCISSORS, curved-on-flat, with chisel-ended blades, 7 in., stainless steel each




G519

G519 DOYEN'S SCISSORS, straight, extra heavy, with blunt points, 7 in., stainless steel each
 *G520 Ditto .. curved-on-flat each



G521

G521 GILLIES' SCISSORS and NEEDLE HOLDER combined, 6½ in., stainless steel, each
Can also be made for left hand use.

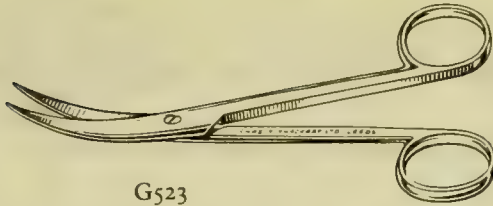


G522

G522 KOCHER'S SUTURE SCISSORS, 5¼ in., stainless steel each
 *Not illustrated

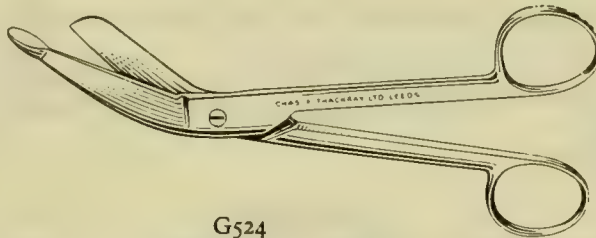
GENERAL OPERATION INSTRUMENTS

SCISSORS



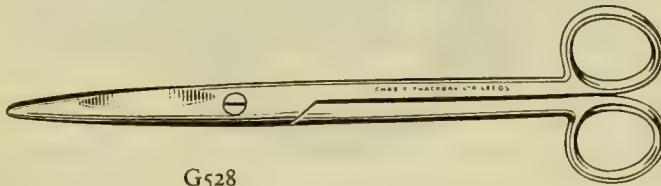
G523

Cat. No. G523 "LEEDS" PATTERN STITCH SCISSORS, curved-on-flat, with sharp points, 5½ in., stainless steel each



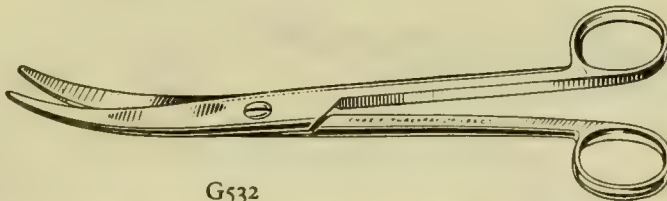
G524

G524 LISTER'S BANDAGE SCISSORS, angled laterally, with flattened probe-end on lower blade, 7 in., stainless steel each



G528

G526 MAYO'S SCISSORS, straight, with chamfered blades and blunt points, 5½ in., stainless steel each
 G527 Ditto .. 6½ in. each
 G528 Ditto .. 7½ in. each
 G529 Ditto .. 8½ in. each




G532

G530 MAYO'S SCISSORS, curved-on-flat, with chamfered blades and blunt points, 5½ in., stainless steel each
 G531 Ditto .. 6½ in. each
 G532 Ditto .. 7½ in. each
 G533 Ditto .. 8½ in. each
 *G534 Ditto .. angled-on-flat, 6½ in. each
 *G535 Ditto 7½ in. each
 *G536 Ditto .. angled laterally, 5½ in. each

*Not illustrated

GENERAL OPERATION INSTRUMENTS

RETRACTORS

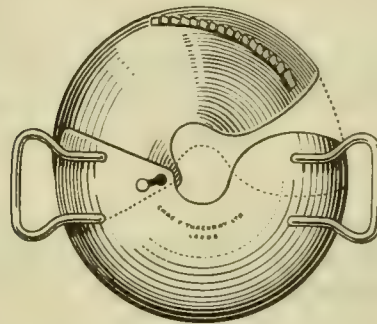


G537

Cat. No.

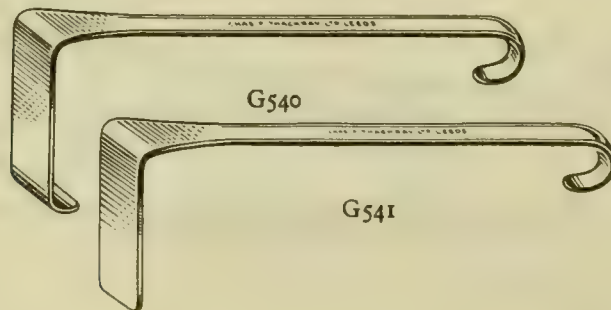
- | | | |
|------|---|------|
| G537 | HAMILTON BAILEY'S HOOK RETRACTOR, 10½ in., stainless steel .. | each |
| G538 | Ditto .. 8½ in. | each |

Fig. G538 is also a useful wound stretcher.



G539

- | | | |
|------|---|------|
| G539 | BLAKE'S AMPUTATION RETRACTOR, chromium plated | each |
|------|---|------|



G540

G541

- | | | |
|------|---|------|
| G540 | BURGESS' RETRACTOR, with lipped blade 1 in. wide, four sizes: 2 in., 3 in., 4 in. and 5 in. deep, stainless steel | each |
| G541 | Ditto .. with plain blade | each |

GENERAL OPERATION INSTRUMENTS


RETRACTORS



G542

Cat. No.

G542 CHEEK RETRACTOR, chromium plated each



G543

G543 CZERNY'S RETRACTOR, double-ended blades $\frac{7}{8}$ in. wide, stainless steel, each



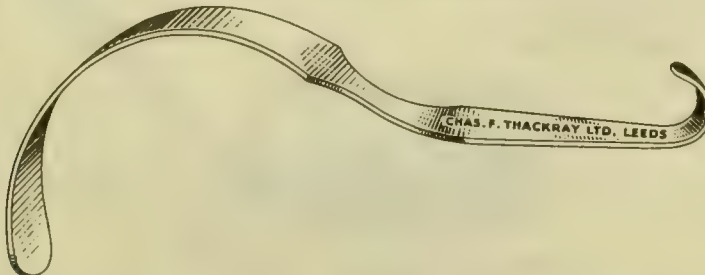
G544

G544 CRILE'S RETRACTOR (or Walton's), malleable, polished copper, 10 in., sizes: $\frac{1}{2}$ in., $\frac{3}{4}$ in. and 1 in. wide each

G545 Ditto .. sizes: 1 $\frac{1}{2}$ in. and 1 $\frac{1}{4}$ in. wide each

G546 CRILE'S RETRACTOR, malleable, polished copper, 7 in., sizes $\frac{1}{2}$ in., $\frac{3}{4}$ in. and 1 in. wide each

Originally designed for brain surgery.



G547

G547 DEAVER'S RETRACTOR, 12 in. by 2 in., stainless steel each

G548 Ditto .. 12 in. by 1 in. each

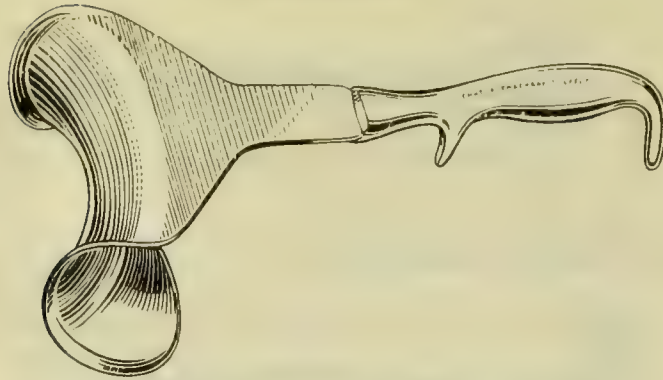
G549 Ditto .. 10 in. by 1 in. each

G550 Ditto .. 9 in. by 1 in. each

Used particularly for the liver and kidney.

GENERAL OPERATION INSTRUMENTS

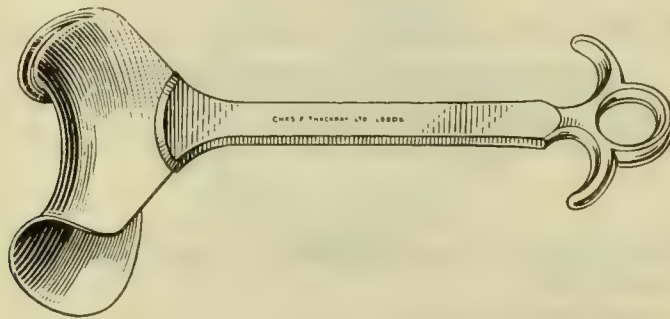
RETRACTORS



G551

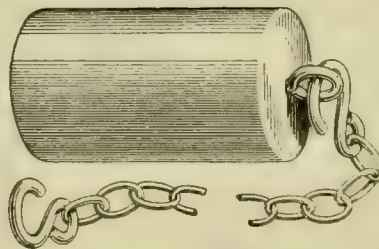
Cat. No.

| | | | | | | | | |
|------|--|----|----|----|----|----|----|------|
| G551 | DOYEN'S RETRACTOR, with chromium plated shaped hollow handle and stainless steel blade 4½ in. wide | .. | .. | .. | .. | .. | .. | each |
| G552 | Ditto .. blade 4 in. wide | .. | .. | .. | .. | .. | .. | each |
| G553 | Ditto .. blade 3½ in. wide | .. | .. | .. | .. | .. | .. | each |



G554

| | | | | | | | | |
|------|--|----|----|----|----|----|----|------|
| G554 | DOYEN'S RETRACTOR, with chromium plated solid bar handle and stainless steel blade 4½ in. wide | .. | .. | .. | .. | .. | .. | each |
| G555 | Ditto .. blade 4 in. wide | .. | .. | .. | .. | .. | .. | each |
| G556 | Ditto .. blade 3½ in. wide | .. | .. | .. | .. | .. | .. | each |



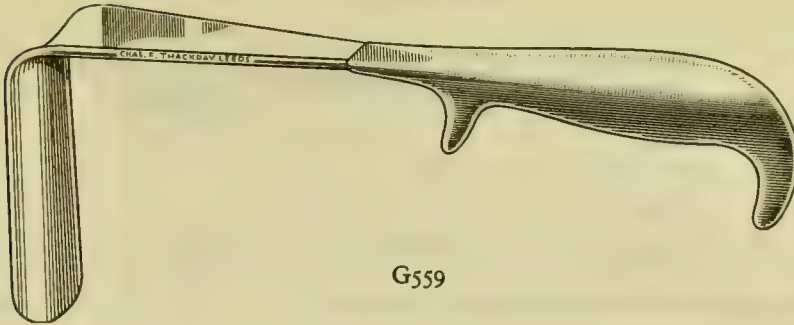
G557

| | | | | | | | | |
|------|--|----|----|----|----|----|----|------|
| G557 | WEIGHT AND CHAIN, for use with Fig. G554, chromium plated | .. | .. | .. | .. | .. | .. | each |
| G558 | RETRACTOR STAND, with adjustable fixing bar, for use with Fig. G554, chromium plated | .. | .. | .. | .. | .. | .. | each |

*Not illustrated

GENERAL OPERATION INSTRUMENTS

RETRACTORS



G559

Pat. No.

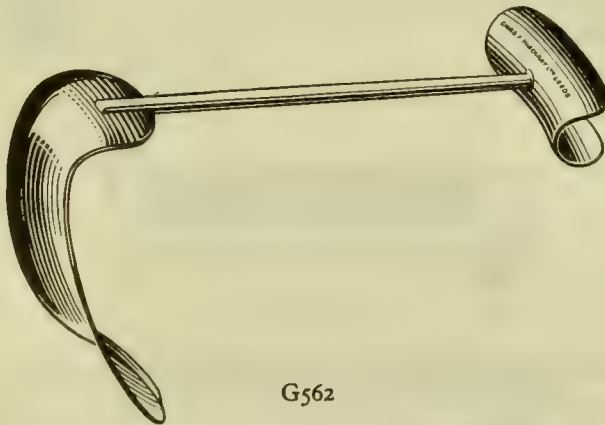
- G559 DOYEN'S RETRACTOR, with chromium plated shaped hollow handle and stainless steel blade $3\frac{1}{2}$ in. deep by $1\frac{7}{8}$ in. wide each
 G560 Ditto .. blade $2\frac{3}{8}$ in. deep by $1\frac{7}{8}$ in. wide each

Used particularly for the vagina.



G561

- G561 DURHAM'S RETRACTOR, with blade $\frac{3}{8}$ in. wide, stainless steel each



G562

- G562 DYBALL'S RETRACTOR, with blade $4\frac{3}{4}$ in. deep by $2\frac{1}{2}$ in. wide, stainless steel, each

Originally designed for the liver.

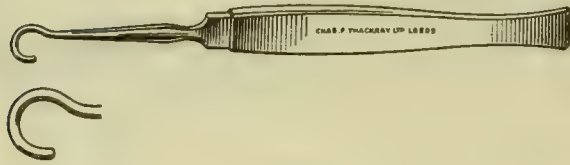


G563

- G563 FARABEUFS RETRACTOR, with blade 1 in. wide, stainless steel each
 G564 Ditto .. blade $\frac{1}{2}$ in. wide each

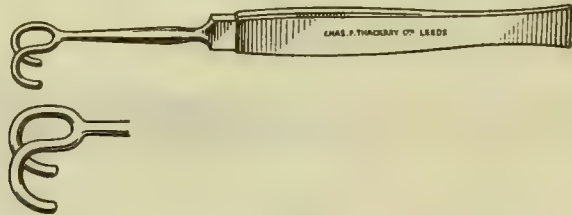
GENERAL OPERATION INSTRUMENTS

RETRACTORS



G565

| | | | | | | | |
|----------|-----------------|---------|-------------|-----------------|----|----|------|
| Cat. No. | | | | | | | |
| G565 | HOOK RETRACTOR, | single, | blunt, | stainless steel | .. | .. | each |
| *G566 | Ditto | .. | sharp point | .. | .. | .. | each |




G567

| | | | | | | | |
|-------|-----------------|---------|--------------|-----------------|----|----|------|
| *G567 | HOOK RETRACTOR, | double, | blunt, | stainless steel | .. | .. | each |
| G568 | Ditto | .. | sharp points | .. | .. | .. | each |



G569

| | | | | | | | |
|------|-----------------|---------------|--|-----------------|----|----|------|
| G569 | HOOK RETRACTOR, | double-ended, | $\frac{1}{2}$ in. and $\frac{1}{4}$ in. wide, | stainless steel | .. | .. | each |
| G570 | Ditto | .. | 1 in. and $1\frac{1}{4}$ in. wide | .. | .. | .. | each |
| G571 | Ditto | .. | $1\frac{1}{2}$ in. and $1\frac{3}{4}$ in. wide | .. | .. | .. | each |



G572

| | | | | | | | |
|------|--------------------|------------------|-------------------------|-----------------|----|----|------|
| G572 | KELLY'S RETRACTOR, | with solid blade | $\frac{1}{2}$ in. wide, | stainless steel | .. | .. | each |
|------|--------------------|------------------|-------------------------|-----------------|----|----|------|

*Not illustrated

GENERAL OPERATION INSTRUMENTS

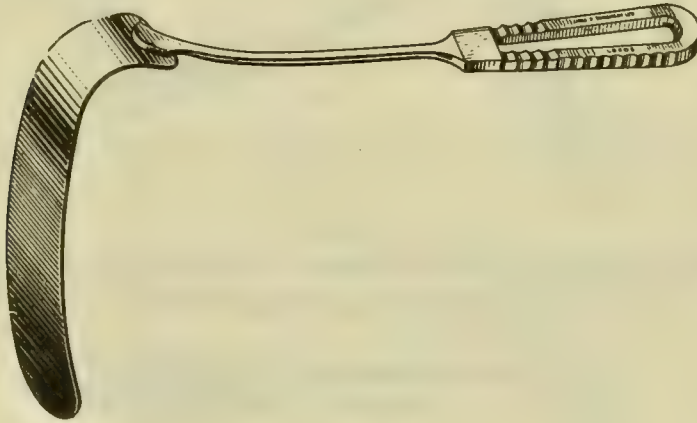
RETRACTORS



G573

Cat. No.

G573 KELLY'S RETRACTOR, with double prongs 1 in. wide, stainless steel . . . each




G574

G574 KELLY'S RETRACTOR, with blade $7\frac{1}{2}$ in. deep by $1\frac{1}{2}$ in. wide, stainless steel, each

G575 Ditto . . . blade $7\frac{1}{2}$ in. deep by $2\frac{1}{4}$ in. wide each

Used particularly for the liver and kidney




G576

G576 LANDON'S RETRACTOR, with blade $3\frac{1}{2}$ in. deep by 1 in. wide, chromium plated each

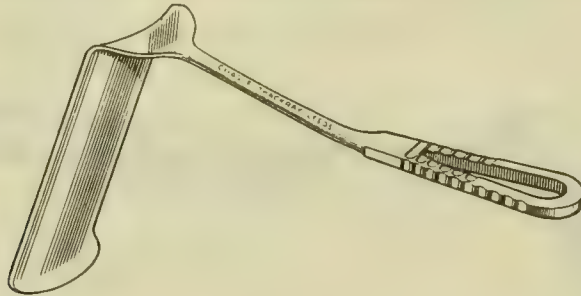
G577 Ditto . . . stainless steel each

GENERAL OPERATION INSTRUMENTS

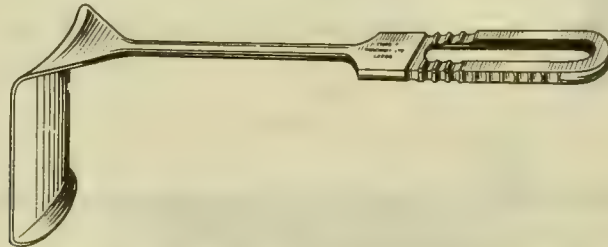
RETRACTORS




- Cat. No. G578
- G578 LANGENBECK'S RETRACTOR, with blade $\frac{7}{8}$ in. deep by $\frac{1}{4}$ in. wide, stainless steel each
- G579 Ditto .. blade $1\frac{3}{4}$ in. deep by $\frac{1}{2}$ in. wide each



- G580
- G580 MORRIS' RETRACTOR, with single blade 6 in. deep by 3 in. wide, stainless steel each

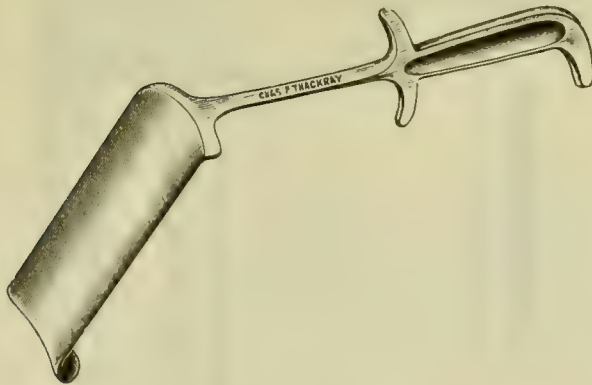


- G581
- G581 MORRIS' RETRACTOR, with single blade $2\frac{3}{4}$ in. deep by $1\frac{1}{2}$ in. wide, stainless steel each
- G582 Ditto .. blade $2\frac{3}{4}$ in. deep by 2 in. wide each
- G583 Ditto .. blade $2\frac{3}{4}$ in. deep by $2\frac{1}{2}$ in. wide each



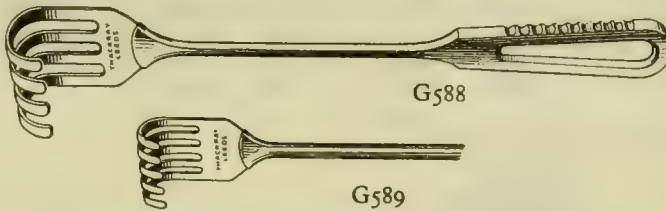
- G584
- G584 MORRIS' RETRACTOR, with double blades $2\frac{3}{4}$ in. deep, $1\frac{1}{2}$ in. and $1\frac{1}{4}$ in. wide, stainless steel each
- G585 Ditto .. blades $2\frac{3}{4}$ in. deep, 2 in. and $1\frac{3}{4}$ in. wide each
- G586 Ditto .. blades $2\frac{3}{4}$ in. deep, $2\frac{1}{2}$ in. and $2\frac{1}{4}$ in. wide each

RETRACTORS



G587

Cat. No. G587 NUTHALL'S RETRACTOR, with blade 5 in. deep by 2½ in. wide, set at an oblique angle to shaft, stainless steel each

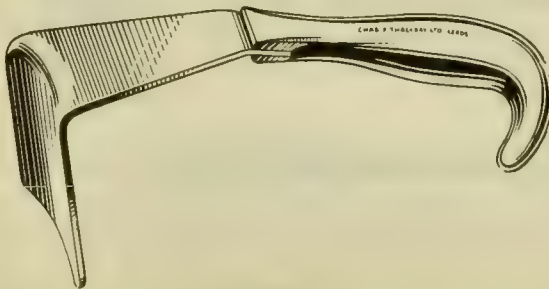


G588

G589

G588 OLDFIELD'S RETRACTOR, with four-prong broad blade 2 in. wide, stainless steel each
 G589 Ditto .. five-prong narrow blade 1 1/8 in. wide each

Originally designed for use in radical mastectomy.



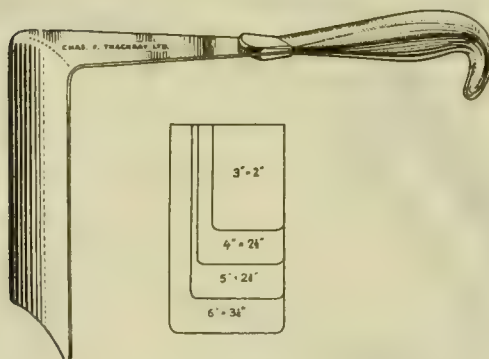
G590

G590 PROUST'S RETRACTOR, with chromium plated shaped solid handle and stainless steel blade 2½ in. deep by 1¾ in. wide each

This instrument was originally designed for retracting the rectum in perineal prostatectomy.

GENERAL OPERATION INSTRUMENTS

RETRACTORS



G591

Cat. No.

G591 PYRAH'S RETRACTOR, with chromium plated shaped hollow handle and stainless steel blade. Eleven sizes.

RANGE OF SIZES:

| Depth | Width | Depth | Width | Depth | Width | Depth | Width |
|--------------------|-------------------|--------------------|--------------------|-------|--------------------|-------|--------------------|
| $3\frac{1}{8}$ in. | $\frac{1}{2}$ in. | $3\frac{1}{2}$ in. | $1\frac{1}{4}$ in. | 3 in. | 2 in. | 5 in. | $2\frac{3}{4}$ in. |
| $3\frac{1}{4}$ in. | $\frac{3}{8}$ in. | $3\frac{1}{2}$ in. | $1\frac{1}{2}$ in. | 4 in. | 2 in. | 6 in. | $3\frac{1}{4}$ in. |
| $3\frac{3}{4}$ in. | 1 in. | $3\frac{3}{4}$ in. | $1\frac{3}{4}$ in. | 4 in. | $2\frac{1}{2}$ in. | | |

G591A Complete Set of the above each per set



G592

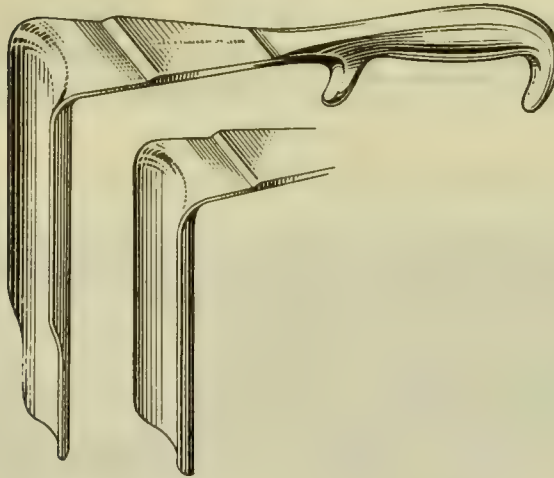
G592 CANNY RYALL'S (Army Pattern) RETRACTOR, double-ended, single blunt hook and double blunt hooks, two sizes nested in pairs, stainless steel .. each



G593

G593 CANNY RYALL'S (Navy Pattern) RETRACTOR, double-ended, single hook blade $\frac{3}{16}$ in. wide and fenestrated blade in four sizes: $\frac{5}{8}$ in., $\frac{3}{4}$ in., 1 in. and $1\frac{1}{4}$ in. wide, stainless steel each

RETRACTORS



G594

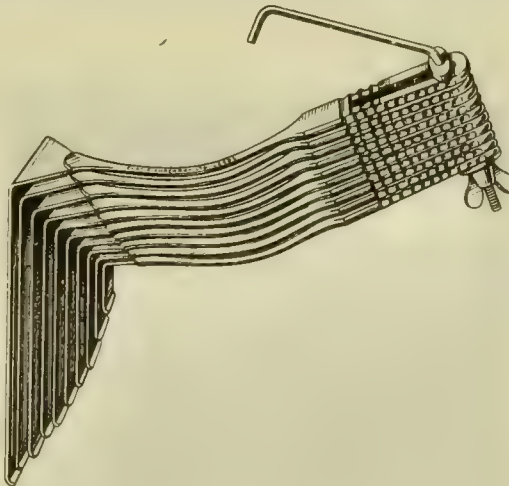
G595

Cat. No.

G594 ST. MARK'S HOSPITAL PATTERN RETRACTOR, with chromium plated shaped hollow handle and stainless steel blade 7 in. deep by $2\frac{3}{8}$ in. wide, shaped at end each

G595 Ditto .. blade 5 in. deep by $2\frac{3}{8}$ in. wide each

Used in the abdomino-perineal operation for excision of the rectum.



G596

G596 SHUCKSMITH'S RETRACTORS, set of ten, nested and conveniently fixed for sterilizing by a nut and bolt, stainless steel. Range of blade sizes are as follows: 17 cm. by 8 cm.; 16 cm. by 7 cm.; 14 cm. by 6 cm.; 12.5 cm. by 5.5 cm.; 11 cm. by 5 cm.; 9.5 cm. by 4 cm.; 8 cm. by 3 cm.; 6.5 cm. by 2 cm.; 5 cm. by 1.25 cm.; 3 cm. by 1.25 cm. per set

These retractors have been designed to meet the need for a standard range of sizes useful in a variety of general operations. The shape of blade, curve of shaft and grip of handle have been carefully studied to provide the maximum efficiency and comfort in use.

GENERAL OPERATION INSTRUMENTS

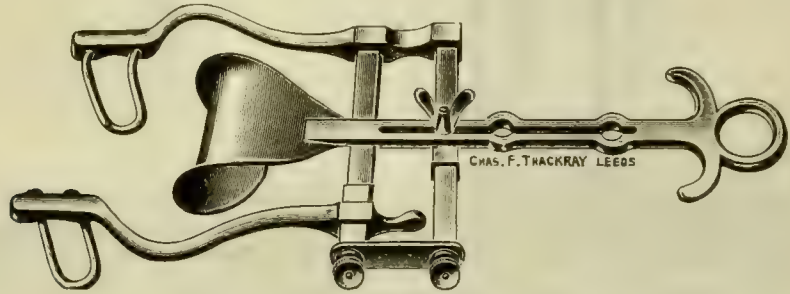
RETRACTORS



G598

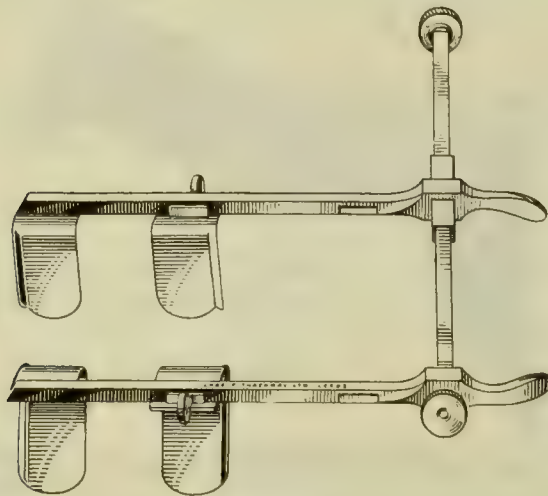
Cat. No.

- | | | |
|------|--|------|
| G597 | VOLKMANN'S RETRACTOR, with sharp, five-prong blade $\frac{7}{8}$ in. wide, stainless steel | each |
| G598 | Ditto .. four-prong blade $\frac{1}{2}$ in. wide | each |



G599

- | | | |
|------|--|------|
| G599 | BALFOUR'S RETRACTOR, self-retaining, with adjustable third centre blade, stainless steel | each |
|------|--|------|



G600

- | | | |
|-------|---|------|
| G600 | COMYNS BERKELEY'S RETRACTOR, self-retaining, with two adjustable blades and two fixed blades, stainless steel | each |
| *G601 | Ditto .. but with automatic ratchet bar | each |


**Not illustrated*

Adjustable Abdominal Retractor

BY

KENNETH V. BAILEY, M.C., M.D.(Manch.), M.R.C.P.(Lond.),
F.R.C.O.G.

Lecturer in Gynæcology, University of Manchester.



VIEW OF RETRACTOR WITH BLADES HALF OPEN.



END VIEW OF RETRACTOR WITH BLADES CLOSED

G602

(See overleaf for description)

BAILEY'S ADJUSTABLE ABDOMINAL RETRACTOR

The evolution of this instrument has come about as the result of a sort of chronic irritation of long standing in my mind due to the lack of an adequate abdominal retractor from the point of view of maximum access with minimum trauma for use particularly in pelvic operations.

Most gynecological operators perhaps agree that a metal bladed and end-fitting retractor is to be preferred, as reflected light into the pelvic cavity is helpful. The lateral self-retaining type, such as Gosset's, is not so good in this respect, although quite popular with many operators, and often needs to be supplemented by the use of a small Doyen at the lower angle of the incision. Moreover, this type exerts great lateral pressure on the recti muscles, and must to a certain extent interfere with their blood supply in the areas of contact. Alternatively the Doyen type is commonly used and although this is satisfactory in many ways, its obvious disadvantages seem to me to be concerned with: (1) Its lack of adjustability. (2) Its interference with access. (3) Its liability to produce trauma to the recti muscles.

In the retractor which I am presenting I consider that these salient faults are largely overcome. The instrument consists of two apposed flattened metal blades joined by a mesial hinge. Each blade is $2\frac{1}{4}$ in. long by $2\frac{1}{8}$ in. deep and is surmounted by an upper curved and flattened expansion bent at right angles to the main blades so as to fit closely to the skin surface of the incision. This expansion extends to a maximum distance of $1\frac{1}{2}$ in. laterally. Each blade is flanged outwards along its lower edge so as to control the under surface of the abdominal wall and further flanged inwards along its vertical edge and the junction between this and the upper horizontal expansion so as to mitigate against sharp contact with the recti muscles when the blades are opened. Thus there is a maximum divergence of their lower edges of $1\frac{1}{2}$ in. with the blades approximated.

The blades are controlled by a ratchet which is carried on a rigid metal arm extending from the hinge at the back of the blades for a distance of $9\frac{1}{2}$ in. and terminating in a ring from which a chain and weight can be attached to maintain position. The ratchet is manually controlled by a finger bar attached to it.

The retractor is introduced into the incision with the blades approximated and opened as necessary by traction on the ratchet finger bar. The posterior edges of the vertical blades remain apposed at the hinge, while the anterior edges become separated from complete approximation up to a maximum separation of over 5 in. This can be effected by means of the ratchet in 20 distinct stages.

The *ADJUSTABILITY* of this retractor:

(1) Enables one instrument to be of service for varying lengths of incision. Owing to the shortness of the blades themselves, $2\frac{1}{4}$ in., this retractor can be introduced into an incision as short as $3\frac{1}{2}$ in. and opened to a certain extent to allow access for various conservative pelvic operations. The length of the average lower abdominal incision for more extensive work being about $5\frac{1}{2}$ in., the same retractor opened more widely can thus be used with equal facility. (2) Many operations can be carried out with the retractor half-open. Particularly is this useful when the recti muscles are either strongly developed or inadequately relaxed.

The *ACCESS* produced by this retractor is advantageous. The degree of opening of the blades necessary in the average case is a separation of $3\frac{1}{2}$ to 4 in. At this degree the vertical blades pass backwards in a deep V, thus allowing the apposed posterior edges at the hinge to fit conveniently into the lower angle of the incision above the symphysis. Consequently there is no wasted space behind the retractor, thus facilitating access. I found that with a 6 in. abdominal incision the distance from its upper end to the mid-point of this retractor was $1\frac{1}{2}$ in. greater than that to mid-point of the medium-sized Doyen type. Also that the flanged edges of the blades approximated to the same point on the recti muscles as did the edges of the Doyen. Thus the longitudinal access is increased to this appreciable extent.

The question of *TRAUMA* is important. I would say that the Doyen type is a rigid flat blade which cannot fit accurately into the lower angle of the incision. There is always a space behind it and the symphysis. It therefore encroaches on the space provided by the incision and moreover at its lower or pelvic end, and access is obtained by an inevitable overstretching of the recti muscles in consequence. Bruising and laceration is thus often produced, particularly in the thick walled or rigid case. With this adjustable retractor, however, the blades lie along the muscle edges, which ride more easily over the flanges. The degree of pressure can be adjusted and trauma thus avoided.

Owing to the accurate fit of this retractor it is only necessary to maintain its position by means of a light weight attached by a chain to the ringed end of the shaft. In cases of difficult access it is not necessary to exert forced traction on the instrument, as is the case with a Doyen type. This is in itself a further cause of trauma.

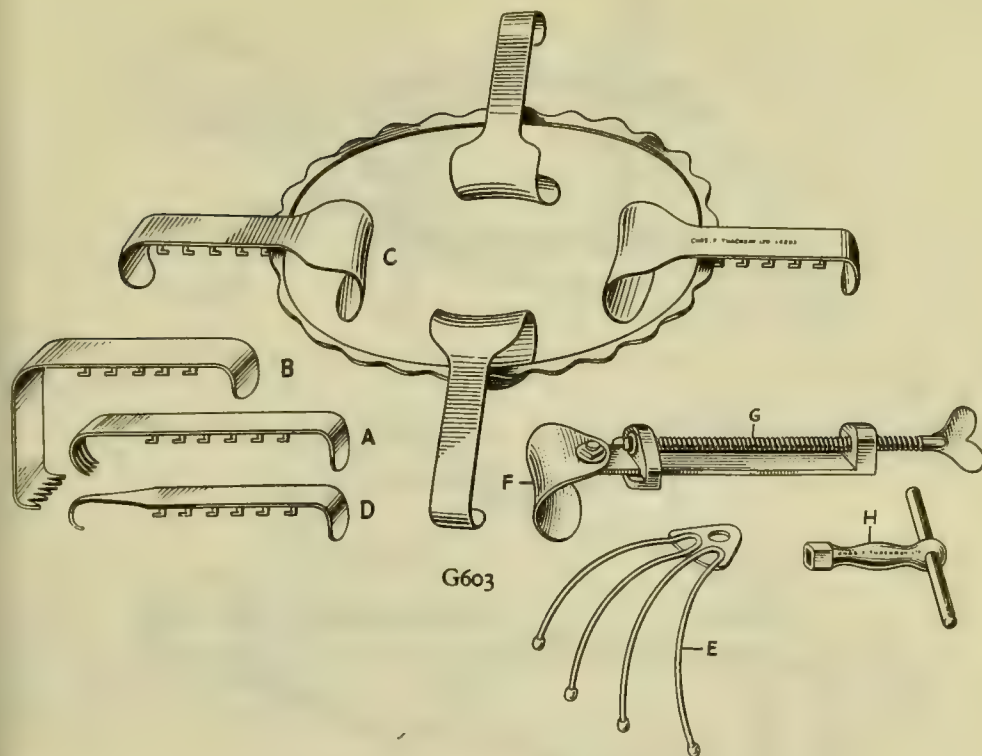
As described in *The Journal of Obstetrics and Gynecology*, 1939, page 554.

Cat. No.

G602 BAILEY'S ADJUSTABLE ABDOMINAL RETRACTOR, stainless steel, each

NOTE.—For illustrations see page G87.

RETRACTORS



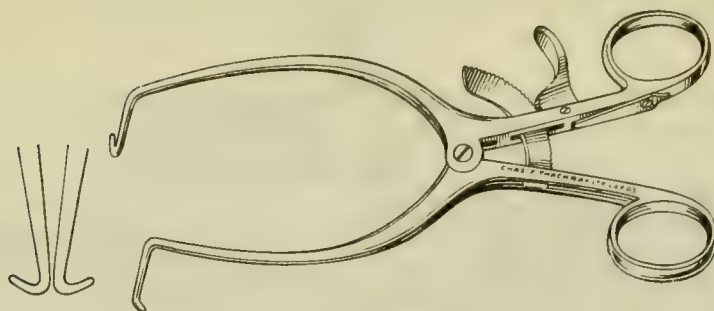
Cat. No.

- G603 DENIS BROWNE'S RETRACTOR, self-retaining, consisting of:
- One Sprocket Frame, oval shaped, $7\frac{1}{4}$ in. by $5\frac{3}{4}$ in. (internal dimensions), stainless steel each
 - Four Curved Retractors (A), with "claw" ends, $\frac{1}{2}$ in. wide, stainless steel, each
 - Four Angled Retractors (B), with sharp-toothed ends, $\frac{3}{8}$ in. wide by $2\frac{1}{4}$ in. deep, stainless steel each
 - Four Broad Blade Retractors (C), $1\frac{3}{8}$ in. wide, stainless steel each
 - Two Hook Retractors (D), with sharp ends, stainless steel each
 - One Detachable Lung Retractor (E), stainless steel, with malleable wire ends each
 - One Detachable Abdominal Blade (F), stainless steel each
 - One Shaft for above (G), with quick-travelling thread, stainless steel, each
 - One Spanner (H), to fit above shaft and detachable blades, stainless steel, each
 - Complete Set of all the above parts

This development of the frame retractor has an almost universal application. It can be used as a gag in cleft palate operations and for mastoidectomies, as well as for abdominal, bladder and thoracic work. It is possible with it to retract in any direction and, by means of using the screw blades, with any degree of force that may be necessary; and, in addition, retraction can be carried out in two or more planes simultaneously. An infinite number of different blades can be used upon it according to the needs of the operation and the surgeon.

GENERAL OPERATION INSTRUMENTS

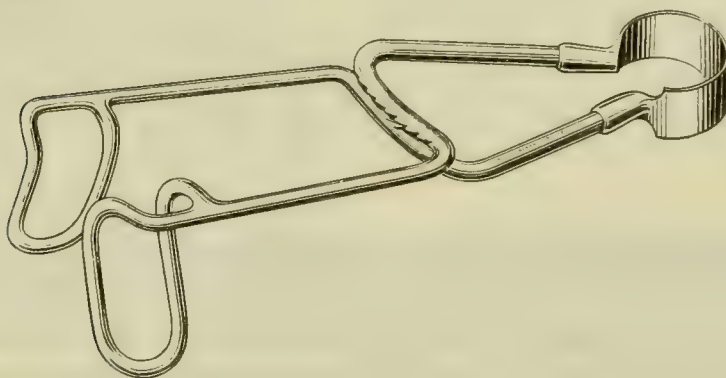
RETRACTORS



G604

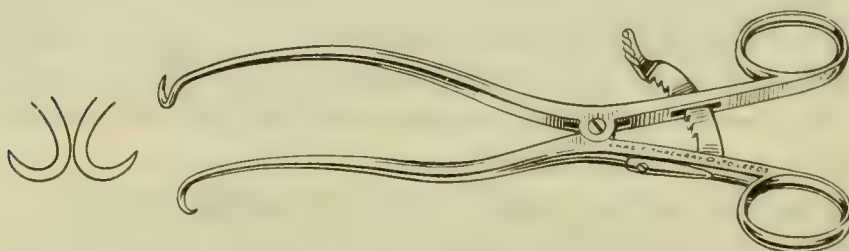
Cat. No.

- G604 JACKSON BURROWS' RETRACTOR, self-retaining, with blunt hook jaws and cam ratchet, stainless steel each
Originally designed for surgery of the knee joint.



G605

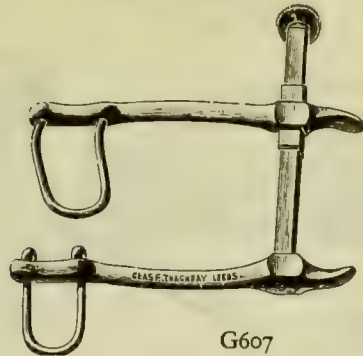
- G605 DARTIGUES' RETRACTOR, self-retaining, stainless steel each



G606

- G606 GELPI'S RETRACTOR, self-retaining, with sharp hook jaws, stainless steel, each
Originally designed for retracting the vulva.


RETRACTORS



G607

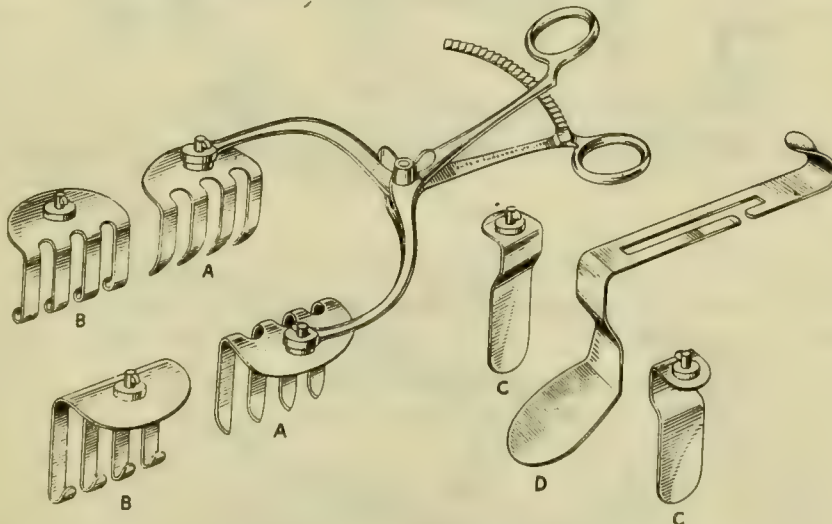
Cat. No.

- | | | | | | | | | |
|------|---|----|----|----|----|----|----|------|
| G607 | GOSSET'S RETRACTOR, self-retaining, stainless steel | .. | .. | .. | .. | .. | .. | each |
| G608 | Ditto .. small size | .. | .. | .. | .. | .. | .. | each |



G609

- | | | | | | | | | |
|------|--|----|----|----|----|----|----|------|
| G609 | LACE'S RETRACTOR, self-retaining, 6½ in. long, with swivel blades, stainless steel | .. | .. | .. | .. | .. | .. | each |
| G610 | Ditto .. 8½ in. long | .. | .. | .. | .. | .. | .. | each |



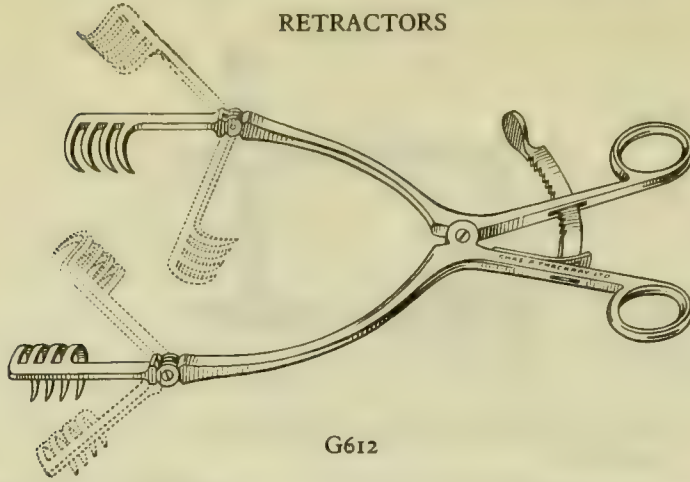
G611

- | | | | | | | | | |
|------|--|----|----|----|----|----|----|------|
| G611 | MODIFIED LACE'S RETRACTOR, self-retaining, complete set consisting of: | | | | | | | |
| | One Retractor, with take-off joint and adjusting nut, stainless steel | .. | .. | .. | .. | .. | .. | each |
| | Two Laminectomy Blades (A), stainless steel | .. | .. | .. | .. | .. | .. | pair |
| | Two Abdominal Blades (B), stainless steel | .. | .. | .. | .. | .. | .. | pair |
| | Two Thomson-Walker's Bladder Blades (C), stainless steel | .. | .. | .. | .. | .. | .. | pair |
| | One Millin's Bladder Blade (D), stainless steel | .. | .. | .. | .. | .. | .. | each |

This Retractor can be supplied complete or with blades to choice.

GENERAL OPERATION INSTRUMENTS

RETRACTORS

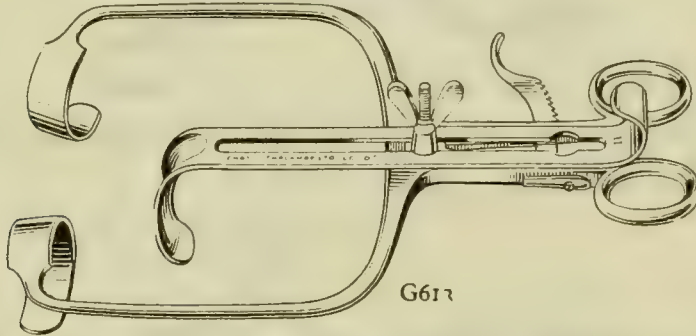


G612

Cat. No.

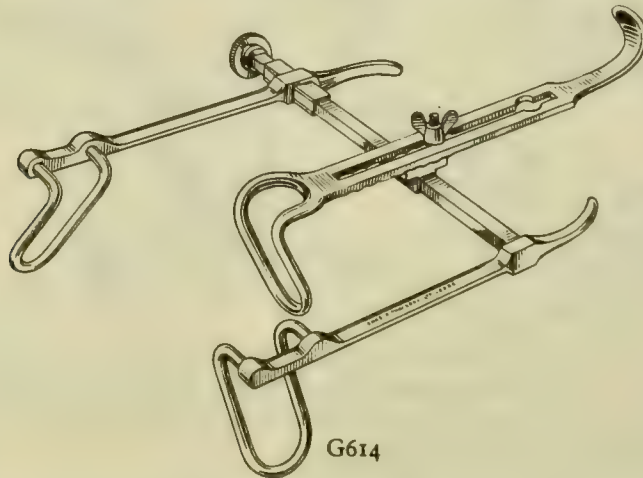
G612 MAYO'S RETRACTOR, self-retaining, with hinged arms and sharp four-prong blades, stainless steel each

The hinged arms allow the instrument to be held out of the surgeon's way. It is particularly useful in cranial surgery, thyroidectomy and laminectomy.



G613

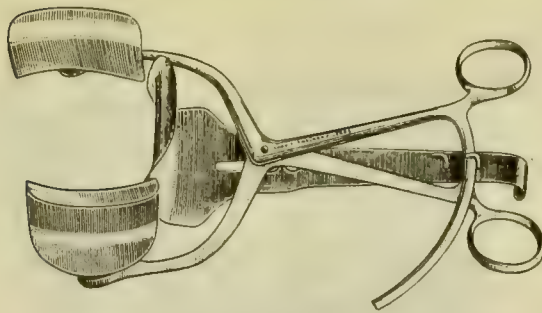
G613 MAYO'S RETRACTOR, self-retaining, with adjustable centre blade, stainless steel each



G614

G614 PANTING'S RETRACTOR, self-retaining, with adjustable centre blade, stainless steel each

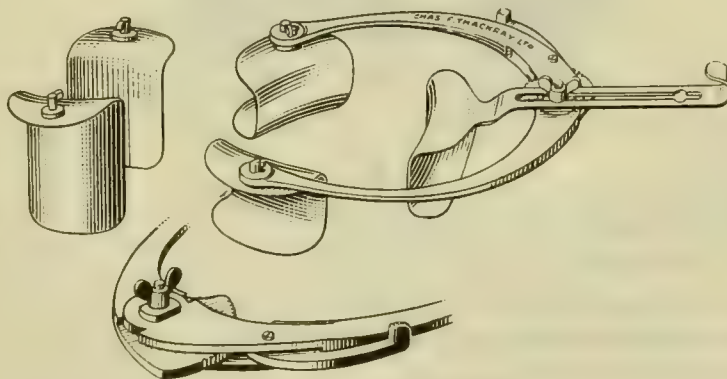
RETRACTORS



G615

Cat. No.

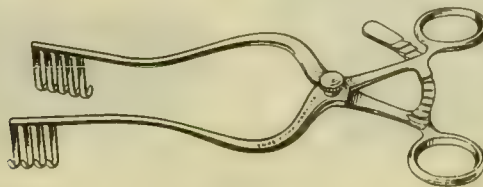
- | | | | | | | | |
|------|---|----|----|----|----|----|------|
| G615 | POZZI'S RETRACTOR, self-retaining, with two detachable side blades and adjustable centre blade, stainless steel | .. | .. | .. | .. | .. | each |
| G616 | Ditto .. without centre blade | .. | .. | .. | .. | .. | each |



G617

- | | | | | | | | |
|-------|--|----|----|----|----|----|------|
| †G617 | RICARD-BÉGOUIN'S RETRACTOR (or Robin Massé's), self-retaining, with two of each shallow and deep detachable side blades, adjustable centre blade and swivel ratchet, stainless steel | .. | .. | .. | .. | .. | each |
|-------|--|----|----|----|----|----|------|

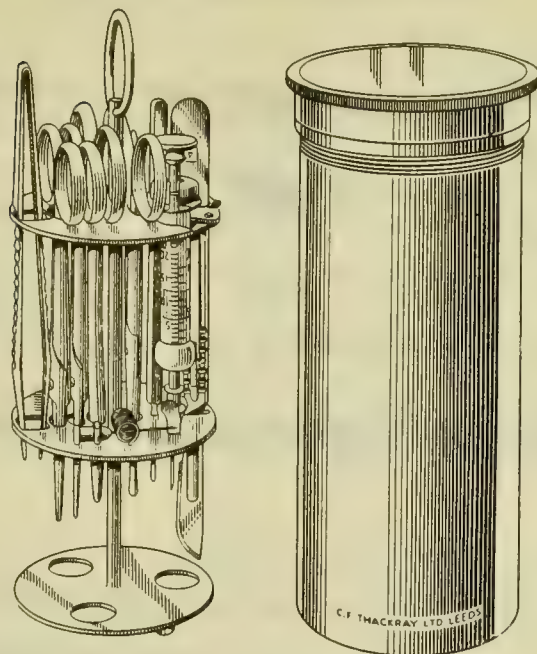
†Improved model with a stronger hinge (see inset) suggested by Mr. Alan Bibby, M.R.C.O.G.



G618

- | | | | | | | | | |
|------|--|----|----|----|----|----|----|------|
| G618 | TRAVERS' RETRACTOR, self-retaining, 8 in. long, with blunt-prong blades, stainless steel | .. | .. | .. | .. | .. | .. | each |
|------|--|----|----|----|----|----|----|------|

MINOR SURGERY



G622

Cat. No.

G622 MINOR SURGERY OUTFIT, in chromium plated spirit-proof case, consisting of:

- One Spencer Wells' Artery Forceps, 5 in., stainless steel.
- One Sinus Forceps, 5 in., stainless steel.
- One Dissecting Forceps, 5 in., stainless steel.
- One Dressing Scissors, 5 in., stainless steel.
- One Stitch Scissors, 5 in., stainless steel.
- One Eye Spud, stainless steel, chromium plated handle.
- One Scalpel Handle.
- One Packet of Scalpel Blades.
- One Hypodermic Syringe, 20 min. 1 ml.
- One Hypodermic Needle, stainless steel.
- One Packet of Suture Needles, curved, triangular.

complete



G623



G624

G623 CAUSTIC HOLDER, with silver quill, for size four points, in nickel plated case, each

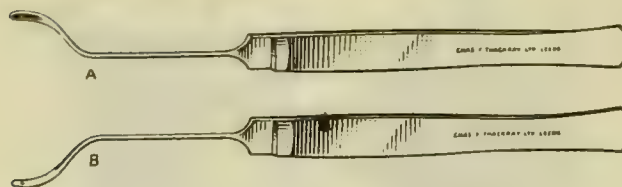
G624 Ditto .. in vulcanite case each

*G625 CAUSTIC POINTS, size four, to fit above holders, in boxes of three points, per box

**Not illustrated*

GENERAL OPERATION INSTRUMENTS

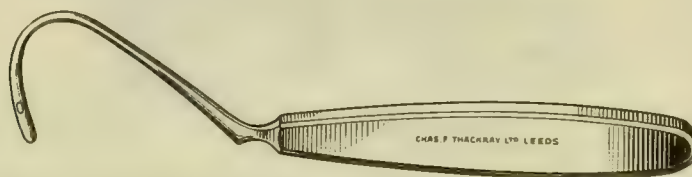
MISCELLANEOUS INSTRUMENTS



G626-7

Cat. No.

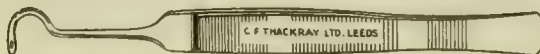
- G626 DUPUYTREN'S ANEURYSM NEEDLE, curved-to-right, (A) $6\frac{3}{4}$ in., stainless steel each
- G627 DUPUYTREN'S ANEURYSM NEEDLE, curved-to-left, (B) $6\frac{3}{4}$ in., stainless steel each



G628

- G628 MOYNIHAN'S ANEURYSM NEEDLE, curved laterally, $7\frac{1}{4}$ in., stainless steel, chromium plated handle each

Designed for ligation of the mesenteric vessels.



G629

- G629 SMALL ANEURYSM NEEDLE, curved laterally, $5\frac{1}{4}$ in., stainless steel, each
Particularly useful in "cutting down".



G630

- G630 SYME'S ANEURYSM NEEDLE, curved laterally, $6\frac{3}{4}$ in., stainless steel, each

GENERAL OPERATION INSTRUMENTS

MISCELLANEOUS INSTRUMENTS



G631

Cat. No.

G631 PROBE, with eye, sizes: 5 in., 6 in., 7 in., 8 in., 9 in., 10 in. and 12 in., silver, each

G632 Ditto .. silver plated each




G633

G633 BRODIE'S DIRECTOR, probe-pointed, sizes: 5½ in., 6½ in. and 8 in., silver, each

G634 Ditto .. nickel plated each

G635 Ditto .. stainless steel each




G636

G636 DIRECTOR-SCOOP, 5 in., nickel plated each



G637

G637 SHIELD'S DIRECTOR, PROBE and ANEURYSM NEEDLE COMBINED,
7 in., stainless steel each




G638

G638 WATSON CHEYNE'S DISSECTOR-PROBE, 7 in., stainless steel .. each

GENERAL OPERATION INSTRUMENTS

MISCELLANEOUS INSTRUMENTS



G639


Cat. No.

G639 DURHAM'S DISSECTOR-RASPATORY, $7\frac{1}{2}$ in., stainless steel .. each

G640

G640 DURHAM'S DOUBLE RASPATORY, $7\frac{1}{2}$ in., stainless steel .. each

G641

G641 KELLEY'S COMB DISSECTOR, $7\frac{1}{2}$ in., stainless steel each

G642

G642 MACDONALD'S DISSECTOR, $7\frac{1}{2}$ in., stainless steel each

GENERAL OPERATION INSTRUMENTS

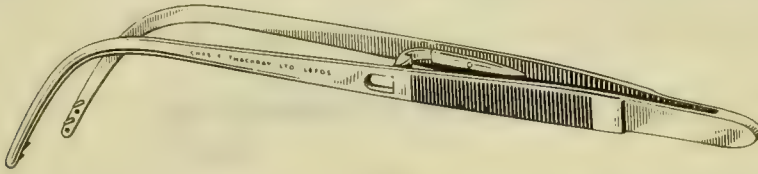
MISCELLANEOUS INSTRUMENTS



G643

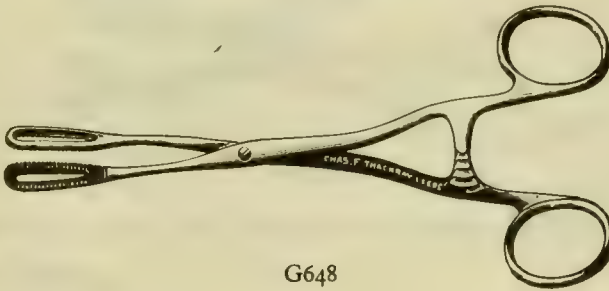
at. No.

- G643 SPONGE HOLDER, with two-prong jaws, straight, 9 in., chromium plated, each
- G644 Ditto .. curved-on-flat each
- G645 SPONGE HOLDER, with three-prong jaws, straight, 9 in., chromium plated, each
- G646 Ditto .. curved-on-flat each




G647

- G647 KRAUSE'S SPONGE FORCEPS, 10½ in., stainless steel each
Originally designed for laryngeal dressing.



G648

- G648 RAMPLEY'S SPONGE FORCEPS, with serrated jaws, straight, screw joint, 7 in., stainless steel each
- G649 Ditto .. 9½ in. each
- G650 RAMPLEY'S SPONGE FORCEPS, with serrated jaws, straight, box joint, 7 in., stainless steel each
- G651 Ditto .. 9½ in. each



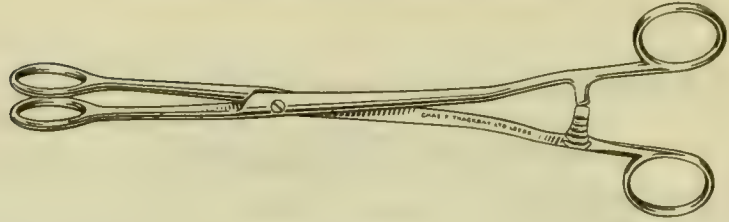
G652

- G652 RAMPLEY'S SPONGE FORCEPS, with serrated jaws, curved-on-flat, screw joint 9½ in., stainless steel each

**Not illustrated*

GENERAL OPERATION INSTRUMENTS

MISCELLANEOUS INSTRUMENTS



G653


Cat. No.

G653 SPONGE FORCEPS, with smooth jaws, straight, screw joint, 9½ in., stainless steel each



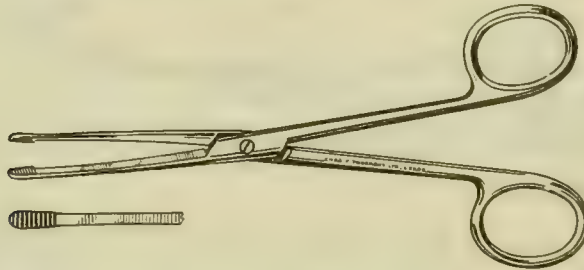
G654

G654 BRYANT'S DRESSING FORCEPS, screw joint, 5 in., stainless steel .. each



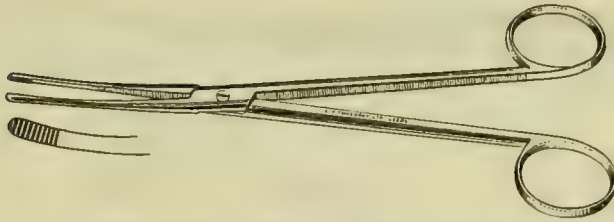
G655

G655 FRENCH PATTERN DRESSING FORCEPS, screw joint, 5 in., stainless steel, each



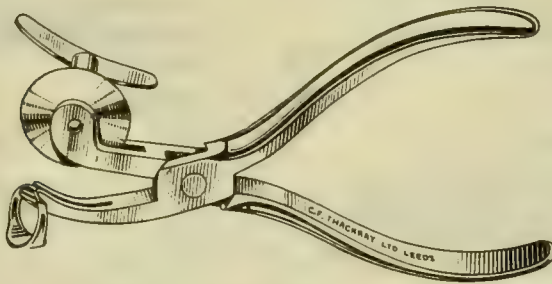
G656

- G656 LISTER'S SINUS FORCEPS, straight, screw joint, 5 in., stainless steel, each
- G657 Ditto .. 6 in. each
- G658 Ditto .. 7 in. each
- G659 Ditto .. 8 in. each
- G660 LISTER'S SINUS FORCEPS, straight, box joint, 5 in., stainless steel .. each
- G661 Ditto .. 6 in. each
- G662 Ditto .. 7 in. each
- G663 Ditto .. 8 in. each



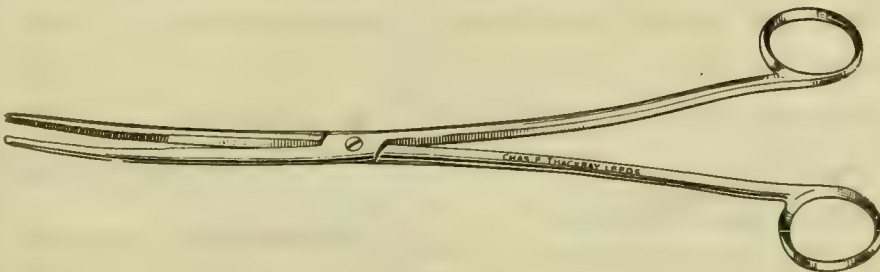
G664

Cat. No.
 G664 LISTER'S SINUS FORCEPS, curved-on-flat, screw joint, 7 in., stainless steel, each
Particularly useful in plastic surgery.



G665

G665 RING CUTTER, circular saw blade, chromium plated each
 G666 Spare Saw Blades each




G667

G667 EGYPTIAN ARMY PATTERN BULLET FORCEPS, screw joint, 10 in., stainless steel each
 G668 Ditto .. box joint each
Also used for uterine dressing.

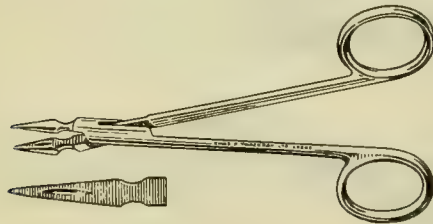
GENERAL OPERATION INSTRUMENTS

MISCELLANEOUS INSTRUMENTS



G669

- Cat. No.
 G669 LUER'S BULLET FORCEPS, screw joint, 9 in., stainless steel .. each
 G670 Ditto .. box joint each
Also used as vulsellum forceps.



G671



G672

- G671 ARTHUR'S SPLINTER FORCEPS, box joint, 4½ in., stainless steel .. each
Also used as abscess forceps.
 G672 HUNTER'S SPLINTER FORCEPS, 4 in., stainless steel each



G673




G675

- G673 MARTIN'S SPLINTER FORCEPS, 4½ in., stainless steel each
 G674 Ditto .. 3½ in. each
 G675 EPILATION FORCEPS, with square jaws, 3½ in., stainless steel .. each

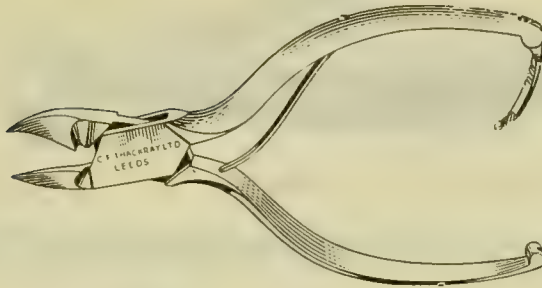


G676



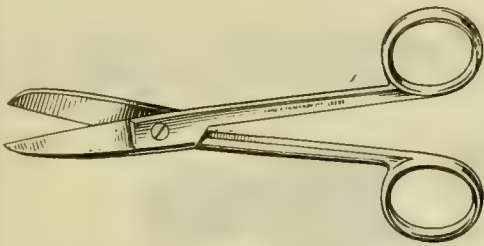
G677

- G676 WHITFIELD'S EPILATION FORCEPS, 4 in., stainless steel .. each
 G677 UNNA'S COMEDO EXTRACTOR, 4¾ in., stainless steel each



G679

- Cat. No.
 G679 NAIL NIPPERS, with concave blades, box joint, 5 in., chromium plated, each
 *G680 Ditto .. concave blades, 4½ in., nickel plated each



G681



G682

- G681 TOE NAIL SCISSORS, 5½ in., stainless steel each
 G682 NAIL SCISSORS, curved-on-flat, 3½ in., stainless steel each
 G683 Ditto .. straight each



G684



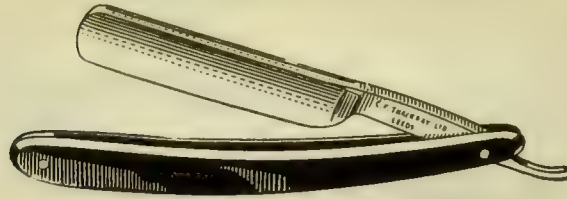
G685

- G684 CUTICLE SCISSORS, curved-on-flat, 4 in., stainless steel each
 G685 NAIL CLEANER, 3¾ in., stainless steel each

**Not illustrated*

GENERAL OPERATION INSTRUMENTS


MISCELLANEOUS INSTRUMENTS



G686

Cat. No.

- | | | | |
|------|--|----|------|
| G686 | RAZOR, open type, with black vulcanite handle, hollow-ground blade | .. | each |
| G687 | Ditto .. metal handle | .. | each |



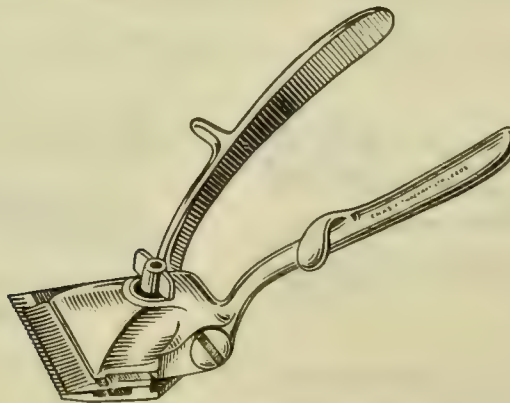
G688

- | | | | |
|------|--|---------|----------|
| G688 | RAZOR, safety type, all metal, to fit slotted or three-holed type blades | .. | each |
| G689 | BLADES for above, slotted type | | per pkt. |
| G690 | Ditto .. three-holed type | | per pkt. |



G691


- | | | | |
|------|-----------------------------------|---------|------|
| G691 | TRI-SIDED STROP, for knives, etc. | | each |
|------|-----------------------------------|---------|------|



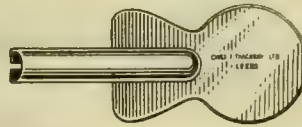
G692

- | | | | |
|------|--|---------|------|
| G692 | HAIR CLIPPERS, nickel plated, sizes: 0, 00, 000 and 0000 | | each |
|------|--|---------|------|

VACCINATION




G693



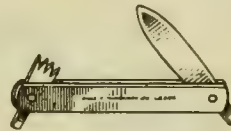
G694

Cat. No.

- G693 VACCINE BLOWER, spherical, rubber each
 G694 JENNER'S VACCINATION NIBS, dispensable, packed in boxes of twenty
 nibs complete with holder each



G695



G696

- G695 BLEEDING LANCET, stainless steel blade, chromium plated sheath .. each
 G696 LANCET AND SCARIFIER, stainless steel blades, chromium plated sheath, each



G697

- G697 FRANKE'S LANCET, with spring-loaded stainless steel blade, chromium plated
 shaft each



G698

- G698 PADBURY'S VACCINATOR, with puncture points and spatula, stainless steel,
 each



G699

- G699 COOPER ROSE'S VACCINATOR, with puncture points and spatula, stainless
 steel, chromium plated case each
 *G700 VACCINATION DRESSING, gauze, with tapes for tying, adults' size .. each
 *G701 Ditto .. children's size each

*Not illustrated

GENERAL OPERATION INSTRUMENTS

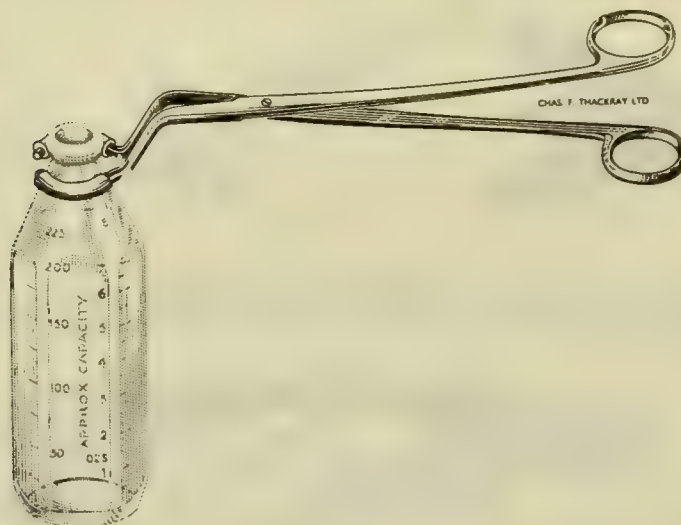
STERILIZER FORCEPS



G702

Cat. No.

G702 STERILIZER TRAY LIFTERS, extra strong, solid cast gun metal, chromium plated 11 in. per pair



G703

G703 BOTTLE LIFTING FORCEPS (Regd. Des. 854132), screw joint, 11 in., stainless steel each

This instrument was originally designed for lifting babies' bottles from the sterilizer, but has proved very effective as general sterilizer forceps.



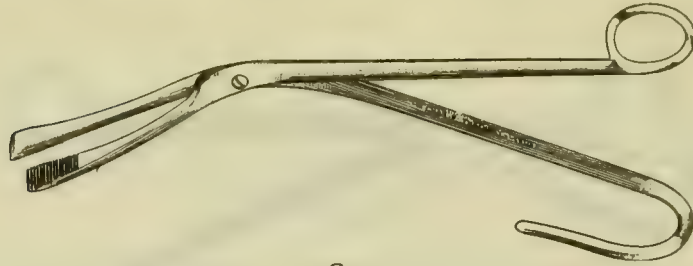
G704

G704 CHEATLE'S STERILIZER FORCEPS, screw joint, 10½ in., stainless steel, each

G705 Ditto . . box joint each

GENERAL OPERATION INSTRUMENTS

STERILIZER FORCEPS . . . THYROID INSTRUMENTS

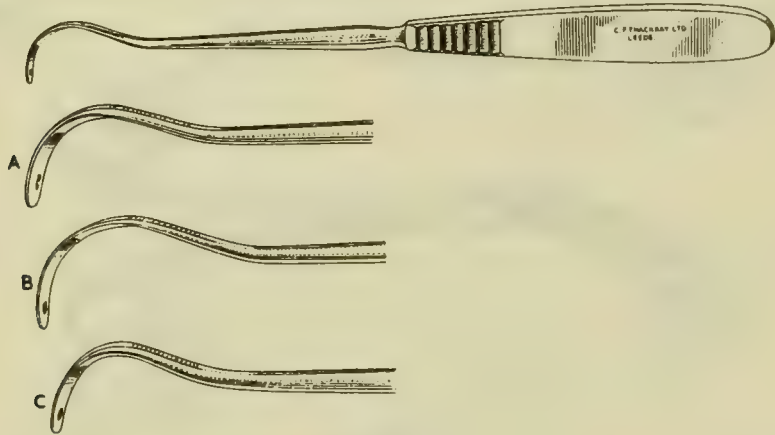


G714

Cat. No.


G714 LONDON HOSPITAL PATTERN STERILIZER FORCEPS, screw joint, 11½ in., stainless steel each

G715 Ditto .. box joint each



G716

G716 JOLL'S THYROID ANEURYSM NEEDLES, three shapes: A, B and C, solid forged, stainless steel each



G717

G717 KOCHER'S THYROID DISSECTOR, solid forged, stainless steel .. each

G718 Ditto .. with eye at point each




G719

G719 KOCHER'S THYROID DISSECTOR, fully curved, with eye at point, solid forged, stainless steel each

GENERAL OPERATION INSTRUMENTS

THYROID INSTRUMENTS



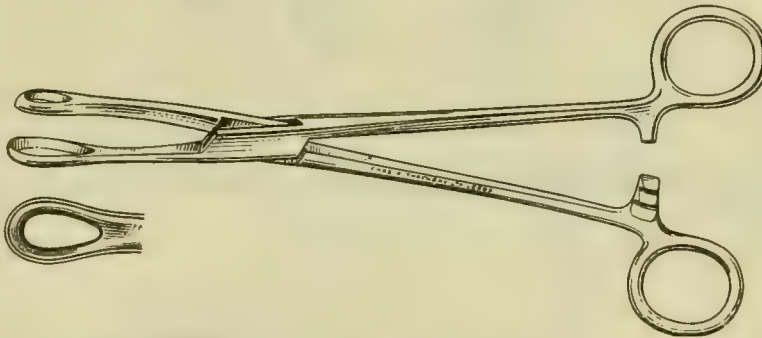
G720

Cat No.
 G720 THYROID DISSECTOR, long shaft, solid forged, stainless steel .. each



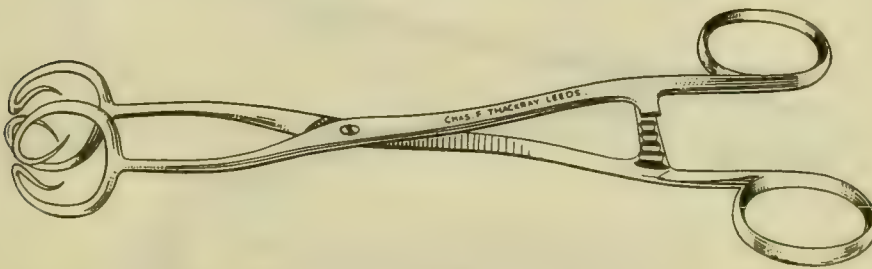
G721

G721 THYROID DISSECTING FORCEPS, serrated jaws, 5½ in., stainless steel each



G722

G722 DENIS BROWNE'S THYROID HOLDING FORCEPS, box joint, 8 in., stainless steel .. each



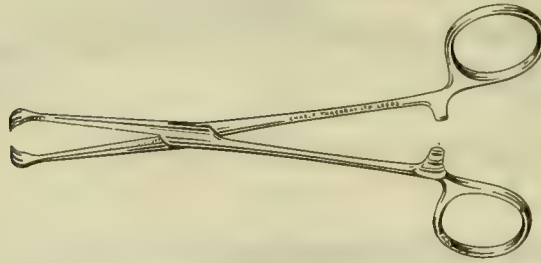
G723

G723 KOCHER'S THYROID HOLDING FORCEPS, with large jaws, screw joint, 7 in., stainless steel .. each

G724 Ditto .. with small jaws .. each

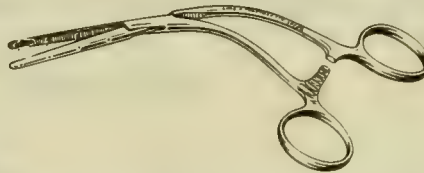
GENERAL OPERATION INSTRUMENTS

THYROID INSTRUMENTS



G725

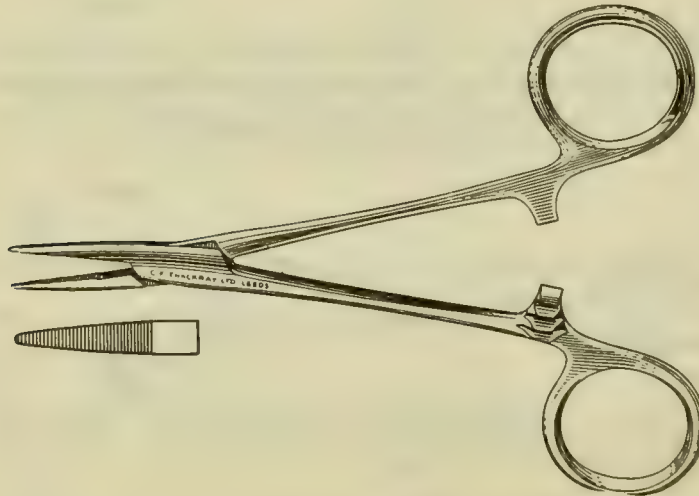
Cat. No.
G725 LAHEY'S THYROID HOLDING FORCEPS, box joint, 6 in., stainless steel each



G726

G726 MASTIN'S THYROID MUSCLE FORCEPS, curved-to-left, box joint, 6 $\frac{3}{4}$ in., stainless steel each

G727 Ditto .. curved-to-right each



G728

G728 JOLL'S THYROID ARTERY FORCEPS, straight, box joint, 5 $\frac{3}{4}$ in., stainless steel each

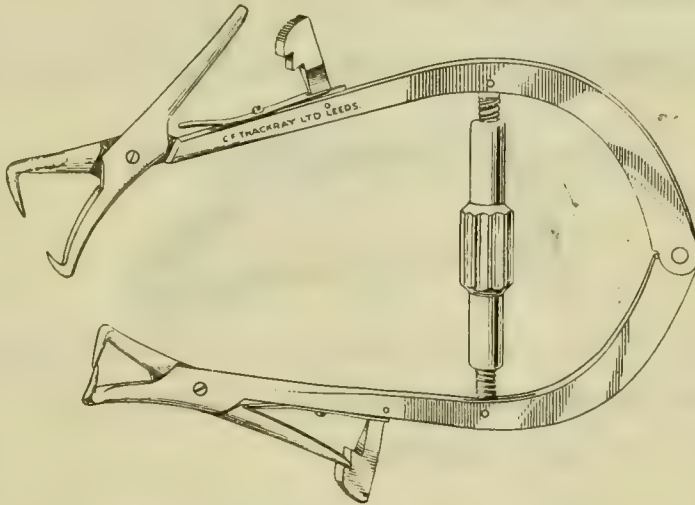
GENERAL OPERATION INSTRUMENTS

THYROID INSTRUMENTS



G729

at. No.
 G729 SCHOEMAKER'S THYROID SCISSORS, with grooved blades, $5\frac{1}{2}$ in., stainless steel each



G730

G730 JOLL'S THYROID RETRACTOR, self-retaining, stainless steel each



G731

G731 KOCHER'S THYROID RETRACTOR, deep blade, $\frac{9}{16}$ in. wide, solid forged, stainless steel each

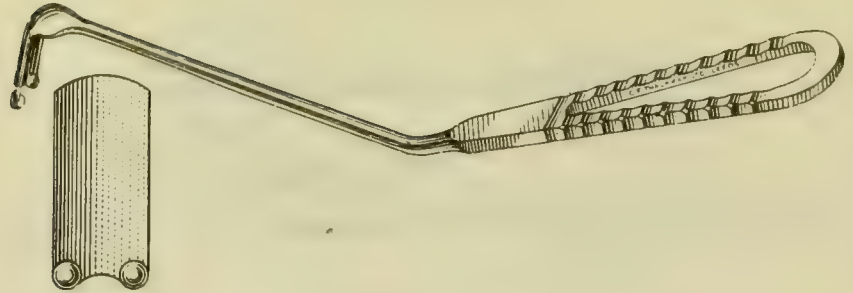


G732

G732 KOCHER'S THYROID RETRACTOR, shallow blade $\frac{7}{16}$ in. wide, solid forged, stainless steel each

GENERAL OPERATION INSTRUMENTS

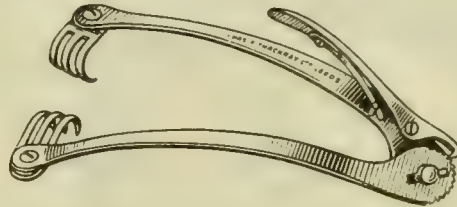
THYROID INSTRUMENTS



G733

Cat. No.

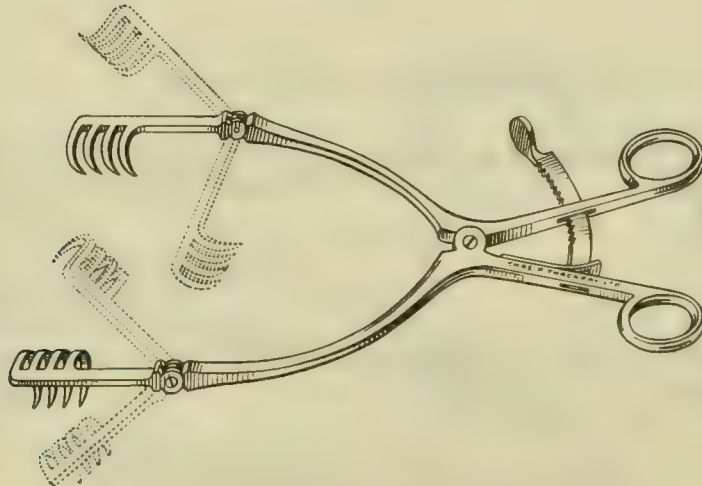
G733 JOLL'S THYROID RETRACTOR, stainless steel each



G734

G734 KOCHER'S THYROID RETRACTOR, self-retaining, stainless steel .. each

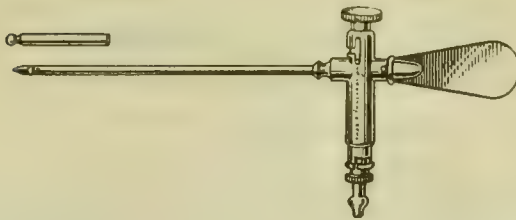
*G735 Ditto .. with hinged arms (Mastin's) each



G736

G736 MAYO'S THYROID RETRACTOR, self-retaining, with hinged arms and sharp four-prong blades, stainless steel each

**Not illustrated*




G737

Cat. No.

G737 METCALFE'S TROCAR, 11 F.C.G., stainless steel, with chromium plated cannula and spring-loaded stopcock each

When the trocar is withdrawn the cannula entrance is automatically sealed and the side-branch opened. For abdominal, thoracic, hydrocele and general aspiration.

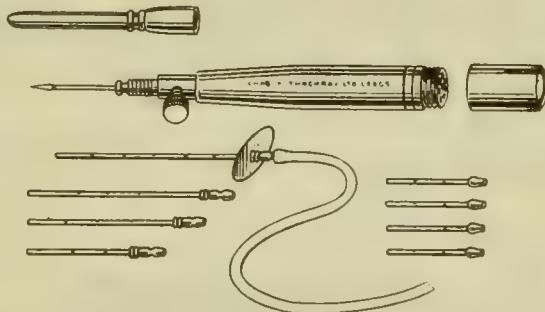


G738

G738 OCHSNER'S TROCAR, 9 F.C.G., stainless steel, with chromium plated cannula and side-branch each

G739 Ditto .. 14 F.C.G. each

G740 Ditto .. 20 F.C.G. each



G741

G741 SOUTHEY'S TROCAR, combined set for anasarca and ascites, consisting of: stainless steel adjustable trocar fitted to chromium plated cylindrical case, eight silver cannulæ, silver shield and two yards of rubber tubing per set

G742 Ditto .. with four cannulæ only for anasarca per set

G743 Ditto .. with four cannulæ only for ascites per set

G744 Spare Rubber Tubing for Southey's Sets per yard

NOTE.—F.C.G. = French Catheter Gauge.

GENERAL OPERATION INSTRUMENTS

TROCARS AND CANNULÆ

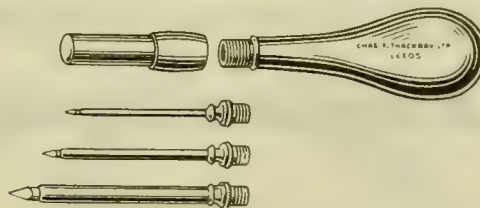


G745

Cat. No.

G745 ASCITES TROCAR, 16 F.C.G., stainless steel, with chromium plated handle and silver cannula each


G746 Ditto .. 21 F.C.G. each



G747

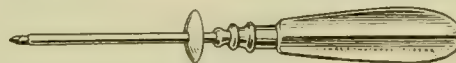
G747 EXPLORING TROCARS, set of three sizes: 6, 9 and 14 F.C.G., stainless steel, with silver cannulae nested in chromium plated case each

G748 Ditto .. set of four sizes: 6, 9, 14 and 18 F.C.G. each



G749

G749 EXPLORING TROCAR, 8 F.C.G., 6 in. long, stainless steel, with chromium plated handle and silver cannula each



G750

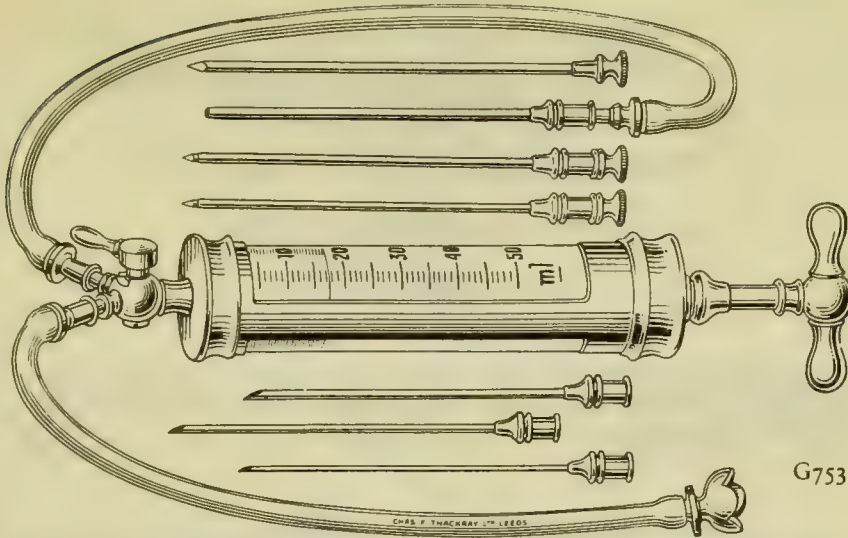
G750 HYDROCELE TROCAR, 8 F.C.G., stainless steel, with chromium plated handle and silver cannula each

G751 Ditto .. 9 F.C.G. each

G752 Ditto .. 10 F.C.G. each

NOTE.—F.C.G. = French Catheter Gauge.

ASPIRATORS

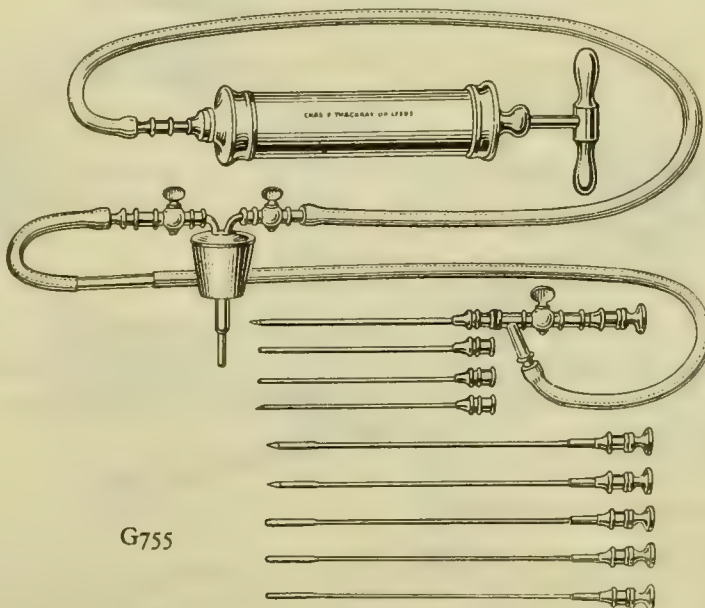


G753

Cat. No.

G753 DIEULAFOY'S ASPIRATOR, consisting of: 50 ml. syringe with detachable glass barrel and fitted with two-way stopcock; three stainless steel trocars, sizes: 9, 11 and 13 B.W.G.; three chromium plated cannulae; three stainless steel needles, sizes: 13, 15 and 17 B.W.G.; rubber tubing, metal connections and sinker, in polished mahogany case complete

G754 Ditto .. in chromium plated case complete



G755

G755 POTAIN'S ASPIRATOR, consisting of: chromium plated all-metal pump; three stainless steel trocars, sizes: 9, 11 and 13 B.W.G.; three nickel plated cannulae; three stainless steel blunt pilots; one stainless steel needle, size 17 B.W.G.; chromium plated two-way stopcock; chromium plated bottle mount, fitted with stopcocks and rubber bung; rubber tubing, mounts and connections in polished mahogany case, complete

G756 Ditto .. in chromium plated case complete

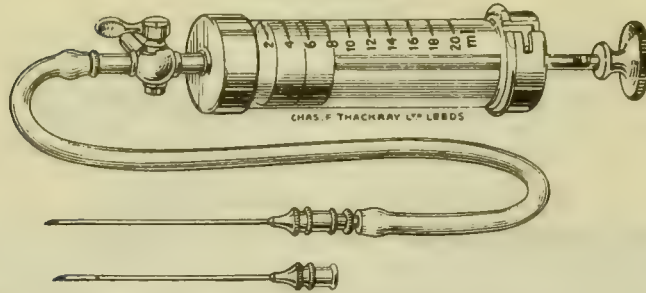
*G757 Glass Bottle, 30 oz., for above each

NOTE:—B.W.G. = British Wire Gauge.

*Not illustrated

GENERAL OPERATION INSTRUMENTS

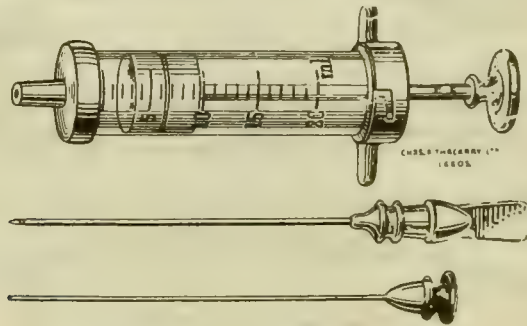
ASPIRATORS



G758

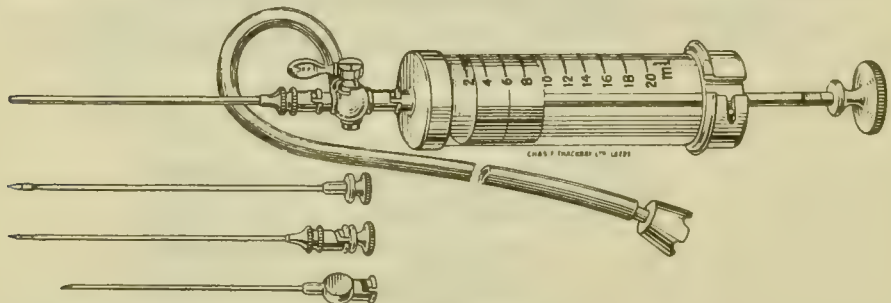
Cat. No.

- | | | | | | | | |
|------|---|----|----|----|----|----|----------|
| G758 | BARTLETT'S ASPIRATOR, consisting of: 20 ml. syringe with fixed two-way stopcock; two stainless steel needles, size 16 B.W.G.; rubber tubing and mounts; in polished mahogany case | .. | .. | .. | .. | .. | complete |
| G759 | Ditto .. in metal case | .. | .. | .. | .. | .. | complete |



G760

- | | | | | | | | |
|------|--|----|----|----|----|----|----------|
| G760 | GAUVAIN'S ASPIRATOR, consisting of: 20 ml. syringe with large bore nozzle; stainless steel trocar, size 15 B.W.G.; stainless steel pilot and plated cannula; in polished mahogany case | .. | .. | .. | .. | .. | complete |
| G761 | Ditto .. in metal case | .. | .. | .. | .. | .. | complete |

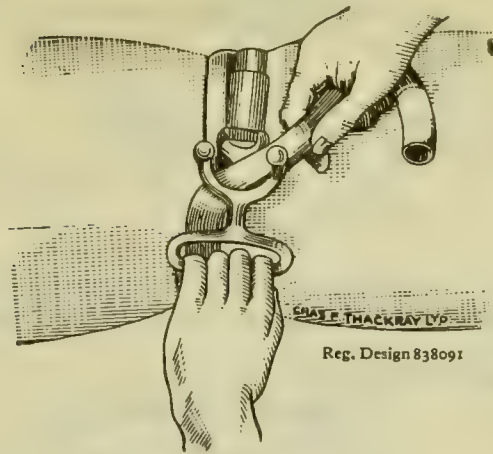


G762

- | | | | | | | | |
|------|---|----|----|----|----|----|----------|
| G762 | MARTIN'S ASPIRATOR, consisting of: 20 ml. syringe with detachable two-way stopcock; two stainless steel trocars, sizes: 11 and 13 B.W.G.; plated cannula; one stainless steel exploring needle, size 16 B.W.G.; rubber tubing and metal sinker; in polished mahogany case | .. | .. | .. | .. | .. | complete |
| G763 | Ditto .. in metal case | .. | .. | .. | .. | .. | complete |

NOTE.—B.W.G. = British Wire Gauge.

TOURNIQUETS



G764

Cat. No.

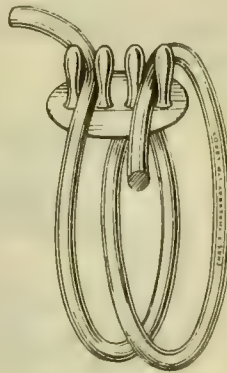
G764 CALLANDER'S TOURNIQUET, with chromium plated mount attached to stout rubber tubing each

This instrument is a modification of Samway's: the large handle provides a comfortable grip for efficient and rapid application.

Vide "B.M.J." June 29th, 1940, page 1059.



G765



G768

G765 ESMARCH'S TOURNIQUET, with chromium plated hook and chain attached to stout rubber tubing each

*G766 ESMARCH'S LEG BANDAGE, stout rubber, 6 yards long by 3 in. wide each


G767 Ditto .. for arm, 3 yards long by 3 in. wide each

G768 FINOCHIETTO'S TOURNIQUET, with chromium plated mount and solid rubber cord each

**Not illustrated*

GENERAL OPERATION INSTRUMENTS

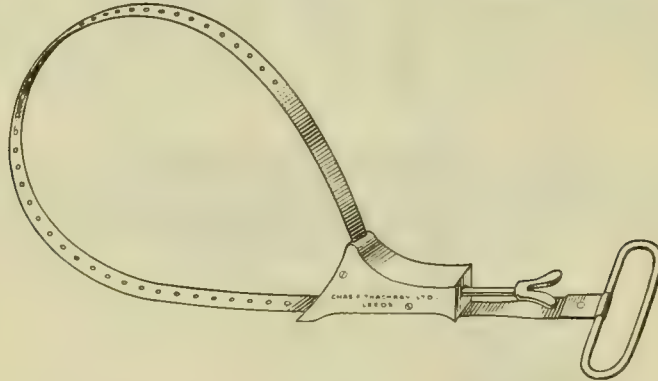
TOURNIQUETS



G769

Cat. No.

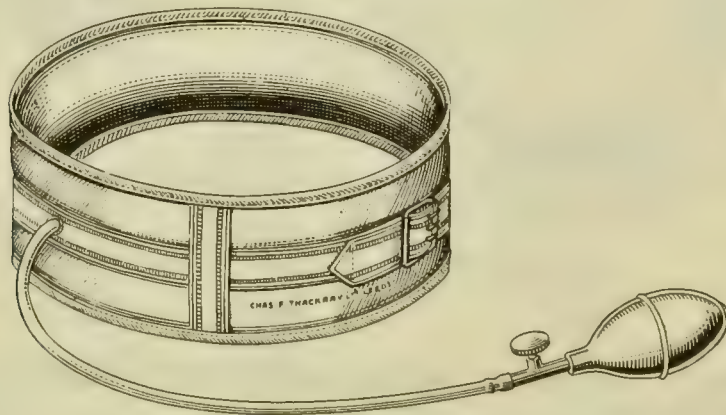
G769 FOULIS' TOURNIQUET, with vulcanite mount and solid rubber cord, each



G770

G770 GODWIN'S TOURNIQUET, with chromium plated mount and adjustable spring-steel band each

For cranial and general work.

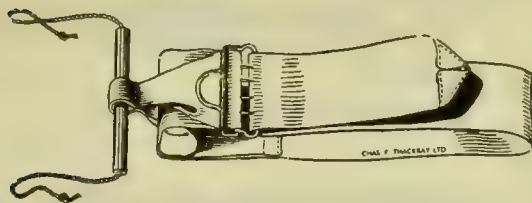


G771

G771 PNEUMATIC LEG TOURNIQUET, with inflatable rubber bag and canvas cover each

G772 Ditto .. for arm each

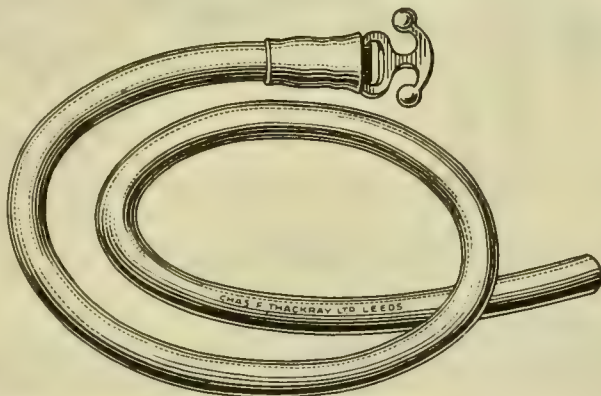
TOURNIQUETS



G773

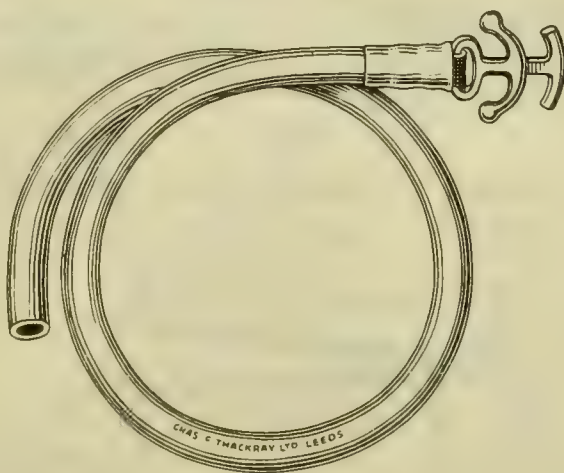
Cat. No.

G773 ST. JOHN AMBULANCE PATTERN TOURNIQUET each



G774

G774 SAMWAY'S TOURNIQUET, with chromium plated single anchor mount attached to stout rubber tubing each

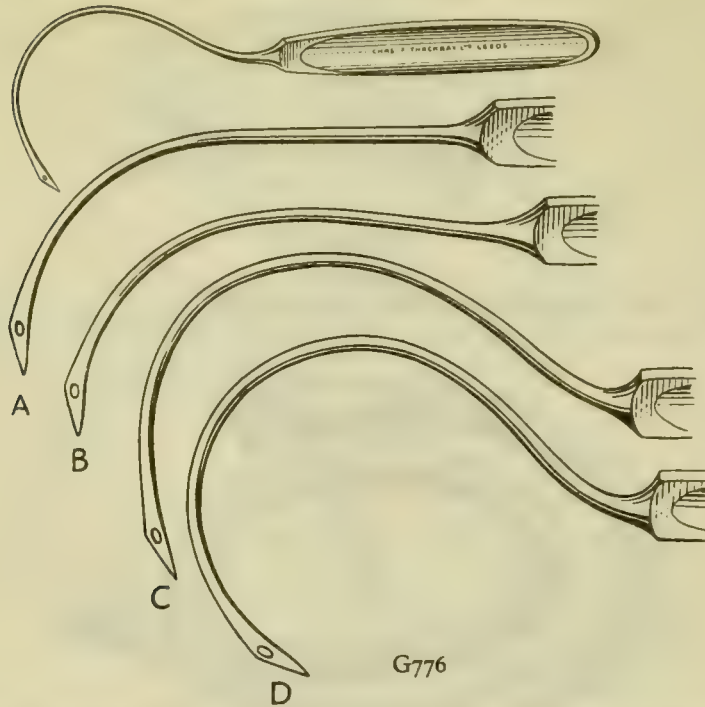


G775

G775 SAMWAY'S TOURNIQUET, MAX PAGE'S modification, with chromium plated double anchor mount attached to stout rubber tubing each

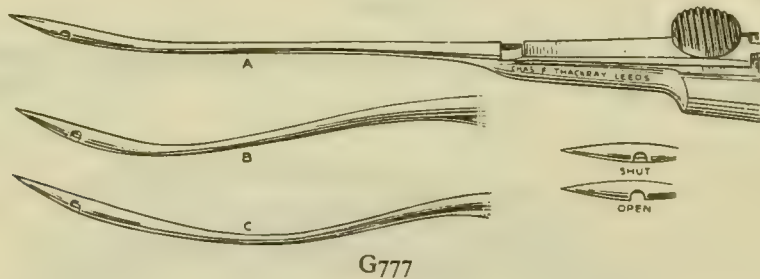
GENERAL OPERATION INSTRUMENTS

NEEDLES ON HANDLES

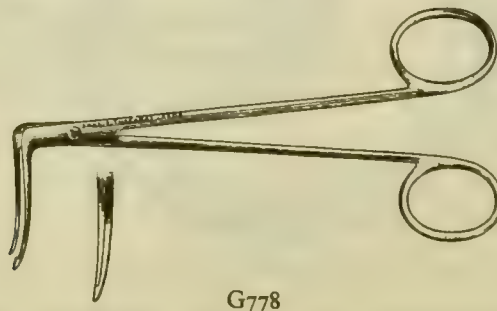


Cat. No.

G776 DOYEN'S NEEDLES, four shapes: A, B, C and D, solid forged, stainless steel, each



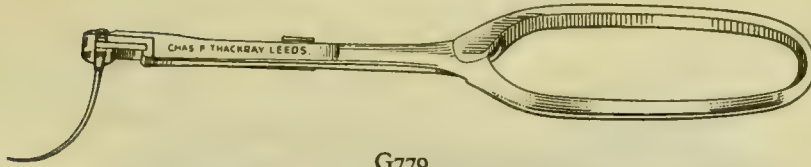
G777 REVERDIN'S NEEDLES, three shapes: A, B and C, stainless steel, chromium plated handles each



G778 CLEVELAND'S "NEEDLE" FORCEPS, screw joint, 5½ in., stainless steel, each

GENERAL OPERATION INSTRUMENTS

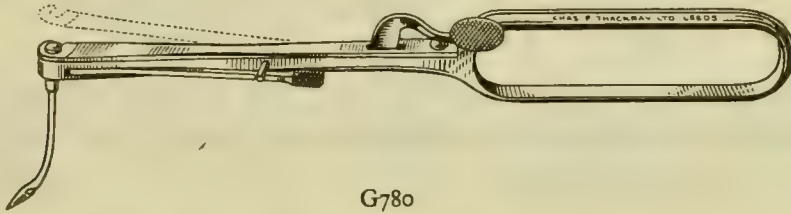
NEEDLE HOLDERS



G779

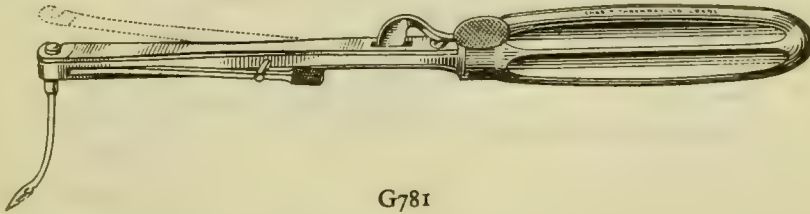
Cat. No.

G779 BONNEY-REVERDIN'S NEEDLE HOLDER, standard model, without needles, stainless steel each



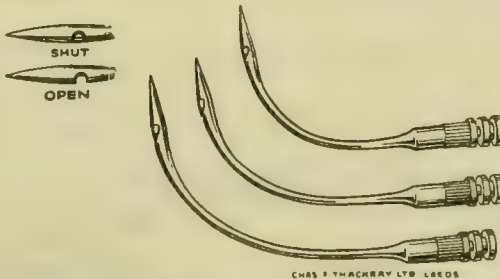
G780

G780 BONNEY-REVERDIN'S NEEDLE HOLDER, PERCIVAL'S modification, without needles, stainless steel each
In this instrument the needle stilette is controlled by a thumb-operated spring lever and not by compression of the handle as on the standard model.



G781

G781 BONNEY-REVERDIN'S NEEDLE HOLDER, PERCIVAL'S modification, without needles, stainless steel, sand-blasted hollow handle each
This instrument is identical with Fig. G780 but fitted with a hollow handle.



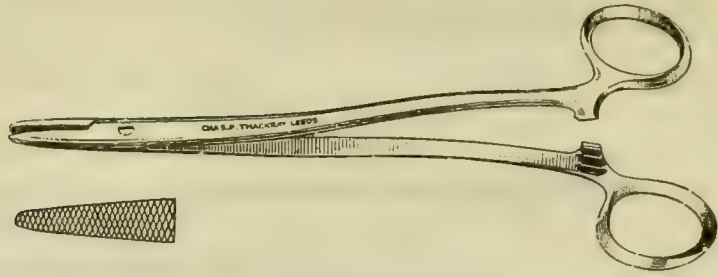
G782

G782 BONNEY-REVERDIN'S NEEDLES, to fit above holders, sharp, three sizes: small, medium and large, stainless steel each
 *G783 Ditto .. blunt, medium size only each
 *G784 Case for holder and four needles, chromium plated each

**Not illustrated*

GENERAL OPERATION INSTRUMENTS

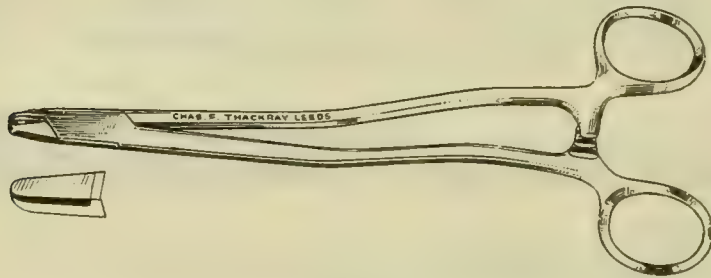
NEEDLE HOLDERS



G785

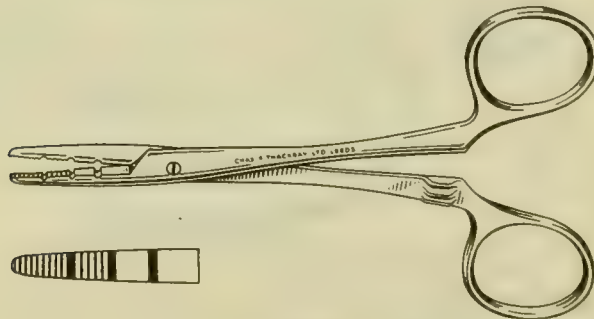
Cat. No.

- G785 BIRMINGHAM GENERAL HOSPITAL PATTERN NEEDLE HOLDER,
with serrated jaws, screw joint, 8 in., stainless steel each
- *G786 Ditto .. with copper lined jaws each



G787

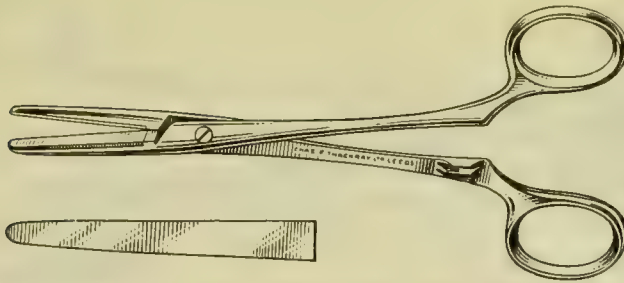
- G787 BOZEMANN'S NEEDLE HOLDER, improved pattern, with copper lined jaws,
box joint, 8 in., stainless steel each



G788

- G788 BRUCE CLARKE'S NEEDLE HOLDER, screw joint, 5 in., stainless steel, each

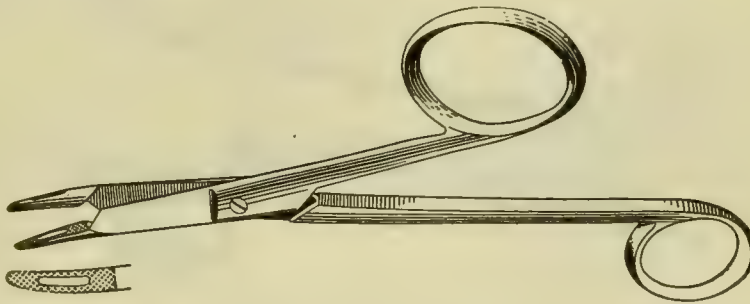
**Not illustrated*



G789

Cat. No.

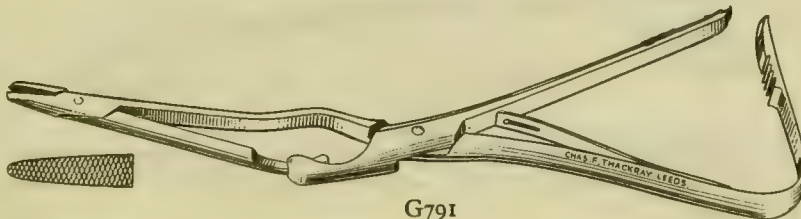
G789 COLE'S NEEDLE HOLDER, with copper lined jaws, screw joint, 7 in., stainless steel each



G790

G790 GILLIES' NEEDLE HOLDER and SCISSORS combined, 6½ in., stainless steel, each

Can also be made for left-hand use.

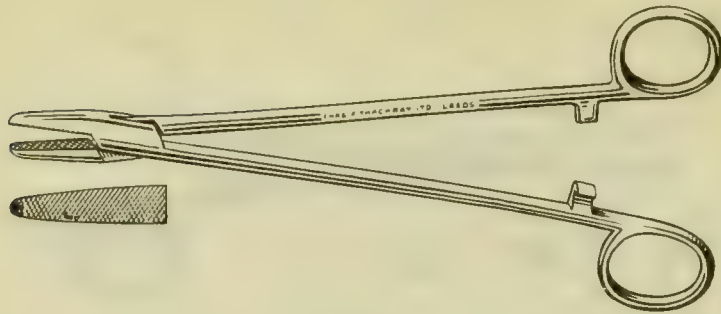


G791

G791 HALSTED'S (or CUSHING'S) NEEDLE HOLDER, screw joint, 8½ in., stainless steel each

GENERAL OPERATION INSTRUMENTS

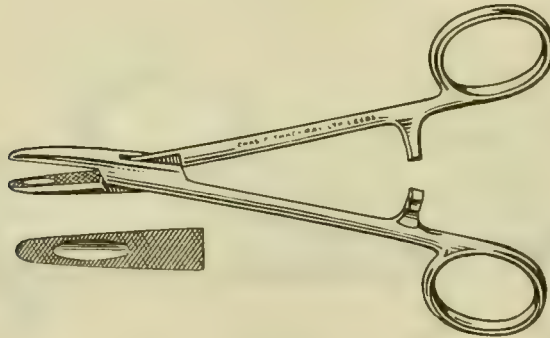
NEEDLE HOLDERS



G792

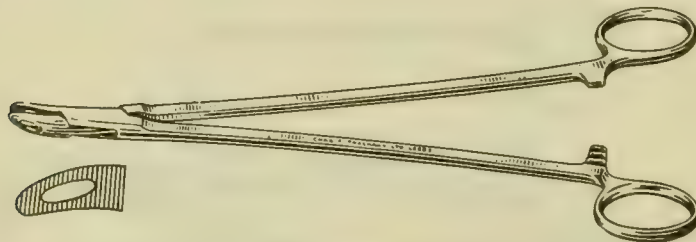
Cat. No.

G792 HEGAR'S NEEDLE HOLDER, box joint, 8 in., stainless steel .. each



G793

G793 HIGGS' NEEDLE HOLDER, box joint, 6 in., stainless steel .. each



G794

G794 SWIFT JOLY'S NEEDLE HOLDER, with curved fenestrated jaws, box joint, 8 in., stainless steel .. each

*G795 Ditto .. 6 $\frac{3}{4}$ in. (Metzenbaum's) .. each

**Not illustrated*

GENERAL OPERATION INSTRUMENTS

NEEDLE HOLDERS

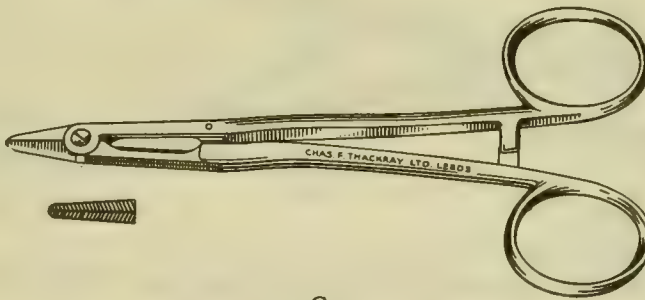


AVAILABLE WITH BOX JOINT ONLY

G796

Cat. No.


G796 KILNER'S NEEDLE HOLDER, simple pattern, screw joint, 5¼ in., stainless steel each



G797

G797 KILNER'S NEEDLE HOLDER, latest pattern, multiple joints, 5¼ in., stainless steel each

The jaws of this instrument are in two sections and have a light spring action to grip fine needles and suture material firmly without damage.

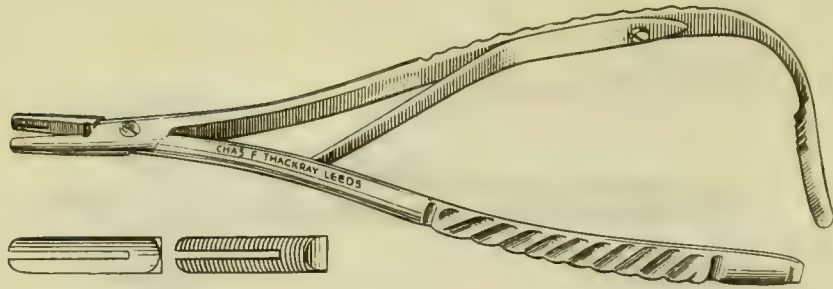


G798

G798 LANE'S NEEDLE HOLDER, 9 in., stainless steel, chromium plated handle, each
Originally designed for cleft palate work.

GENERAL OPERATION INSTRUMENTS

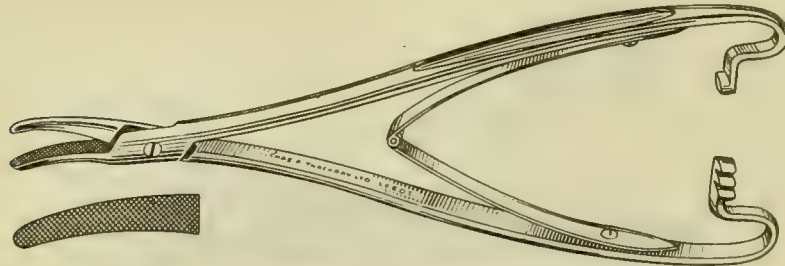
NEEDLE HOLDERS



G799

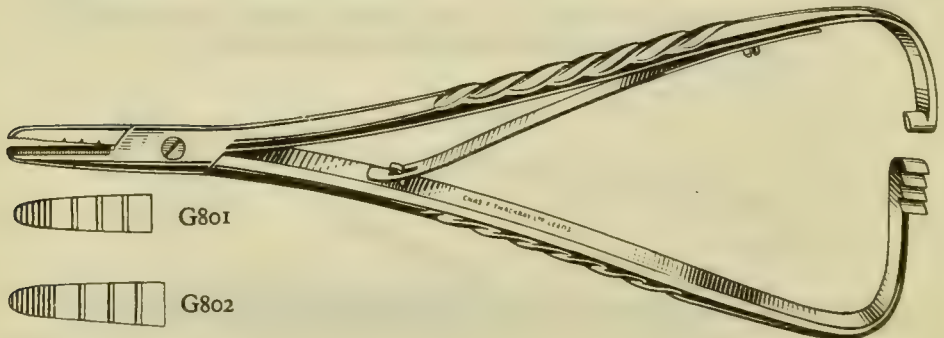
Cat. No.

G799 LONDON HOSPITAL PATTERN NEEDLE HOLDER, with opposing convex and concave jaws, screw joint, 7½ in., stainless steel each



G800

G800 MAINGOT'S NEEDLE HOLDER, screw joint, 8½ in., stainless steel . . . each
This needle holder is relatively light in weight, of useful length and easy to hold. The needle is gripped securely, and instantly released by a simple disengaging mechanism. Particularly useful for abdominal work.



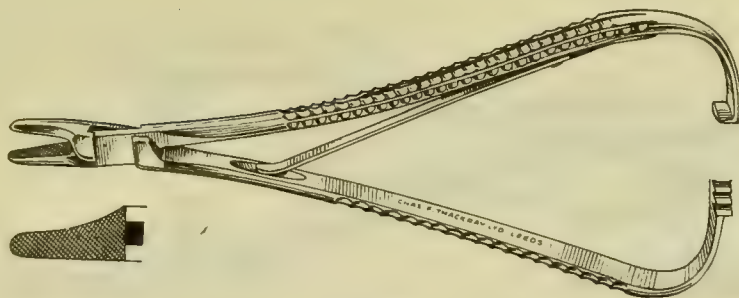
G801

G802

G801 MACPHAIL'S NEEDLE HOLDER, with one jaw lined with copper, screw joint, 6 in., stainless steel each
 G802 Ditto . . . 8 in. each

GENERAL OPERATION INSTRUMENTS


NEEDLE HOLDERS



G803

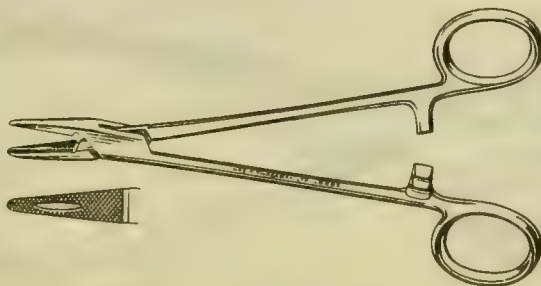
Cat. No.

G803 "MANCHESTER" PATTERN NEEDLE HOLDER, aseptic joint, 8 in., stainless steel each



G804

G804 MAYO'S NEEDLE HOLDER, box joint, 7½ in., stainless steel .. each

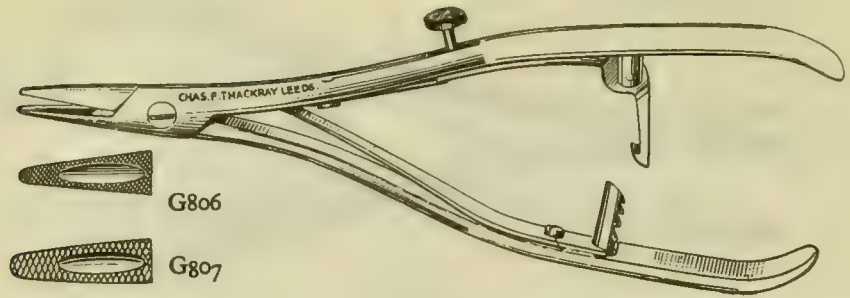


G805

G805 MAYO'S NEEDLE HOLDER, light pattern, box joint, 6 in., stainless steel, each

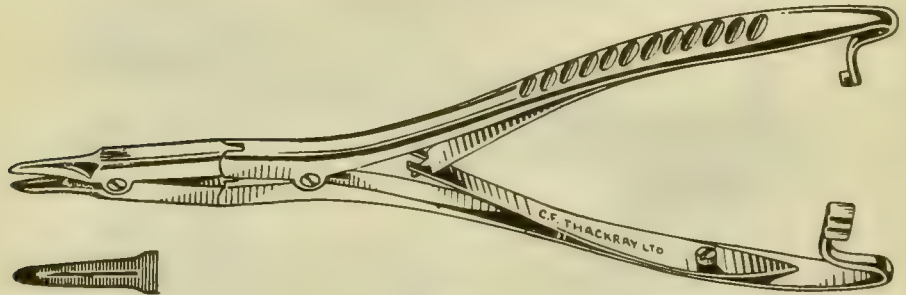
GENERAL OPERATION INSTRUMENTS

NEEDLE HOLDERS



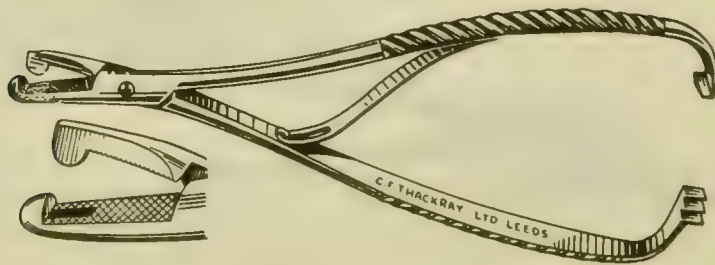
Cat. No.

- | | | | | | | | | |
|------|--|----|----|----|----|----|----|------|
| G806 | MAYO-ROCHESTER PATTERN NEEDLE HOLDER, with thumb-button release, screw joint, 7 in., stainless steel | .. | .. | .. | .. | .. | .. | each |
| G807 | Ditto .. 9 in. | .. | .. | .. | .. | .. | .. | each |



G808

- | | | | | |
|------|--|----|----|------|
| G808 | NEEDLE HOLDER, multiple joints, 8 in., stainless steel | .. | .. | each |
|------|--|----|----|------|
- The multiple joints give a firm grip and the narrow jaws prevent damage to the needle.*

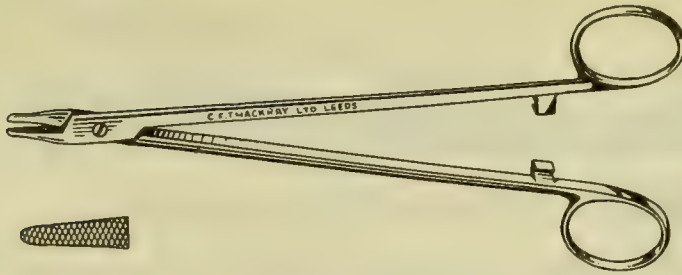


G809

- | | | | |
|------|--|----|------|
| G809 | RICHTER'S NEEDLE HOLDER, screw joint, 8 in., stainless steel | .. | each |
|------|--|----|------|

GENERAL OPERATION INSTRUMENTS

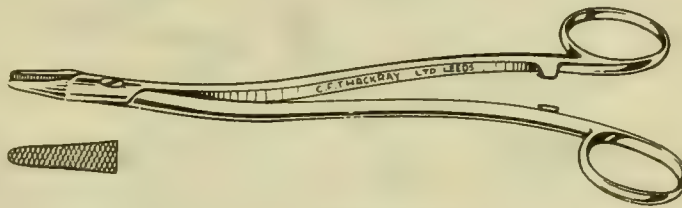
NEEDLE HOLDERS



G810


Cat. No.

G810 SIMS' NEEDLE HOLDER, screw joint, 7½ in., stainless steel .. each



G811

G811 SIMS' NEEDLE HOLDER, curved pattern, screw joint, 7½ in., stainless steel, each



G812

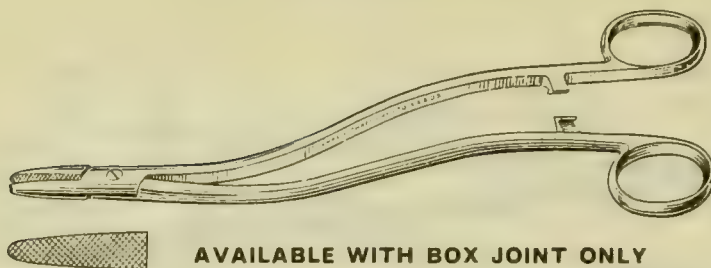
G813

G812 STANMORE BISHOP'S NEEDLE HOLDER, with one jaw lined with copper, aseptic joint, 6 in., stainless steel each

G813 Ditto .. 8 in. each

GENERAL OPERATION INSTRUMENTS

NEEDLE HOLDERS



AVAILABLE WITH BOX JOINT ONLY

G814


Cat. No.

- G814 THOMSON-WALKER'S NEEDLE HOLDER, screw joint, 8 in., stainless steel, each
- G815 Ditto .. box joint each



G816

- G816 WRIGHT'S NEEDLE HOLDER, box joint, 5 in., stainless steel .. each



G817

- G817 DENIS BROWNE'S NEEDLE "CATCHING" FORCEPS, with one into two teeth on serrated jaws, open shanks, box joint, 6½ in., stainless steel .. each

GENERAL OPERATION INSTRUMENTS

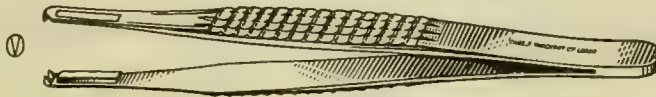
SUTURE INSTRUMENTS



G818

Cat. No.

G818 NEEDLE AND SYRINGE HOLDING FORCEPS, 6 in., stainless steel, each

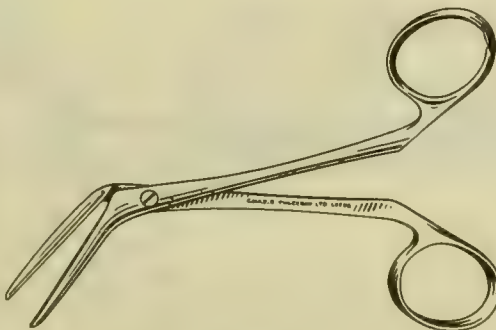


G819

G819 CHARNLEY'S DISSECTING FORCEPS, with one into two teeth and block on jaw, 7 in., stainless steel each

In addition to its use as dissecting forceps, this instrument has been designed to grip suture material firmly when tying knots in "no-touch" technique; the suture is trapped in the fenestrum by the block projection on the opposing jaw. These forceps are particularly useful in the tying of heavy suture material, especially nylon and catgut.

Vide "B.M.J.", May 19th, 1945. Page 702.

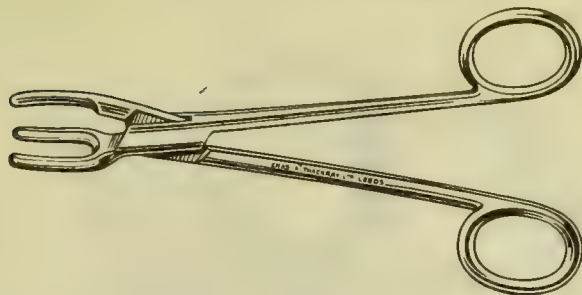


G820

G820 GALABIN'S LIGATURE HOLDING FORCEPS, screw joint, 5½ in., stainless steel each

GENERAL OPERATION INSTRUMENTS


SUTURE INSTRUMENTS



G825

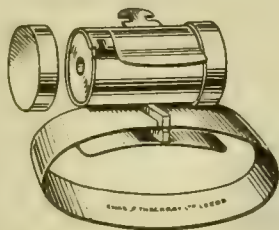
Cat. No.

G825 DENIS BROWNE'S FORCEPS, for crushing glass suture tubes, box joint, 6½ in., stainless steel each

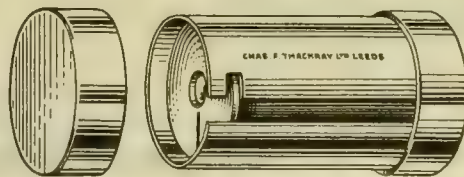


G826

G826 ST. BART'S. HOSPITAL PATTERN SUTURE TUBE BREAKER, chromium plated each



G827

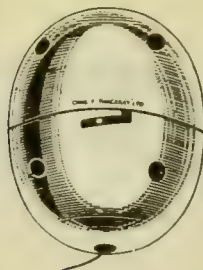


G830

G827 BONNEY'S LIGATURE HOLDER, chromium plated, complete with metal reel and rubber wristband each
 G828 Spare Reels each
 G829 Spare Wristbands each
 G830 DUNHILL'S LIGATURE HOLDER, chromium plated, complete with metal reel, each
 G831 Spare Reels each

GENERAL OPERATION INSTRUMENTS


SUTURE INSTRUMENTS



G832


Cat. No.

- | | | |
|-------|---|------|
| G832 | EGG-SHAPED LIGATURE HOLDER, chromium plated, complete with one large metal reel | each |
| G832A | Ditto .. with two small metal reels | each |
| G833 | Spare Reels, two sizes: large (for G832) and small (for G832A) .. | each |



G834

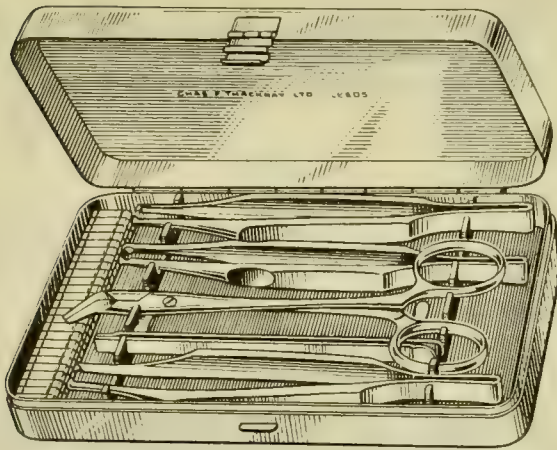
- | | | |
|---|--|---------|
| G834 | EGG-SHAPED LIGATURE HOLDERS, chromium plated, complete with metal reels, set of three on stand | per set |
| <i>To ensure quick release the holders are attached to the stand by fast-thread screws.</i> | | |
| G835 | Spare Reels | each |



G836

- | | | |
|------|--|--|
| G836 | LIGATURE HOLDER, GUY'S HOSPITAL PATTERN, chromium plated, each | |
|------|--|--|

SUTURE INSTRUMENTS



G837

Cat. No.

- G837 MICHEL'S CLIP SUTURE SET, consisting of:
 Two Approximating Forceps, Fig. G850.
 One Clip Rack for above, Fig. G842.
 One Inserting Forceps, Fig. G855.
 One Extracting Forceps, Fig. G859.
 One Hundred Michel's Clips, 12 mm., Fig. G838.
 In chromium plated hinged case complete



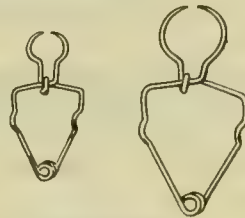
G838



G839



G840




G841

- G838 MICHEL'S SUTURE CLIPS, sizes: 12 mm. by 2.5 mm., 14 mm. by 3 mm., 16 mm. by 3 mm., 18 mm. by 3 mm., 20 mm. by 3 mm. and 22 mm. by 3 mm.: In packets of one hundred clips per pkt.
- G839 BONNEY'S DOUBLE MICHEL'S CLIPS, size 12 mm. by 5 mm. In packets of one hundred clips per pkt.
- G840 KIFA SUTURE CLIPS, size 12 mm. by 3 mm. In packets of one hundred clips per pkt.
- G841 HERF'S ("Stag Beetle") SUTURE CLIPS, two sizes: large and small .. per doz.

GENERAL OPERATION INSTRUMENTS

SUTURE INSTRUMENTS



G842


Cat. No.

- | | | | | | | | | | |
|------|---|----|----|----|----|----|----|----|------|
| G842 | RACK, for attaching to approximating forceps, to hold Michel's Clips, stainless steel | .. | .. | .. | .. | .. | .. | .. | each |
| G843 | Ditto .. to hold Kifa Clips | .. | .. | .. | .. | .. | .. | .. | each |




G844

- | | | | | | | | | | |
|-------|---|----|----|----|----|----|----|----|------|
| †G844 | BONNEY'S APPROXIMATING FORCEPS, with fixed rack for Michel's Clips, stainless steel | .. | .. | .. | .. | .. | .. | .. | each |
| †G845 | Ditto .. with reversed rack | .. | .. | .. | .. | .. | .. | .. | each |



G846

- | | | | | | | | | | |
|------|--|----|----|----|----|----|----|----|------|
| G846 | CALLANDER'S APPROXIMATING FORCEPS, with fixed rack, slotted to hold either Michel's or Kifa Clips, stainless steel | .. | .. | .. | .. | .. | .. | .. | each |
| G847 | Ditto .. with reversed rack | .. | .. | .. | .. | .. | .. | .. | each |



G849

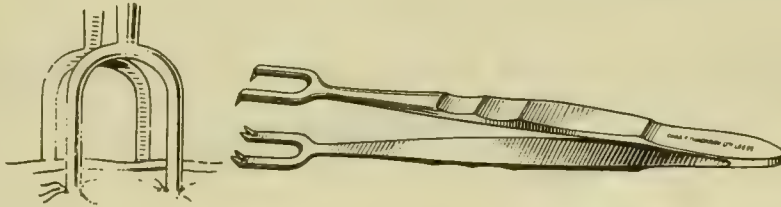
- | | | | | | | | | | |
|-------|---|----|----|----|----|----|----|----|------|
| †G848 | CHILDE'S APPROXIMATING FORCEPS, with fixed rack to hold Michel's Clips, stainless steel | .. | .. | .. | .. | .. | .. | .. | each |
| †G849 | Ditto .. with reversed rack | .. | .. | .. | .. | .. | .. | .. | each |

†Can also be supplied with rack to hold Kifa Clips, at extra cost.




G850

Cat. No.
G850 MICHEL'S APPROXIMATING FORCEPS, stainless steel .. each




G851

G851 MOYNIHAN'S APPROXIMATING FORCEPS, stainless steel .. each



G852

G852 COMYNS BERKELEY'S INSERTING FORCEPS, for Michel's Clips, stainless steel each




G853

G853 CALLANDER'S INSERTING FORCEPS, for Michel's Clips, stainless steel, each

GENERAL OPERATION INSTRUMENTS

SUTURE INSTRUMENTS



G854


Cat. No.

G854 CLARKE'S INSERTING and HOLDING FORCEPS, for Michel's Clips, cross-action, stainless steel each



G855

G855 MICHEL'S INSERTING FORCEPS, for Michel's Clips, stainless steel, each



G856

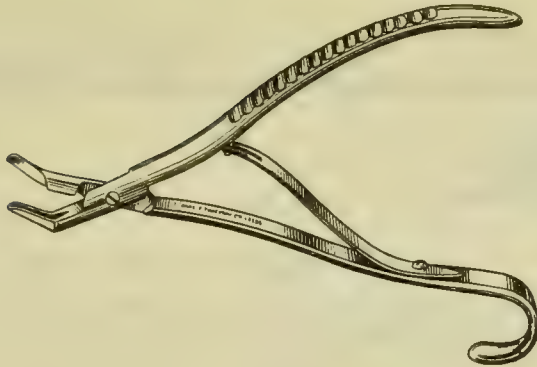
G856 CALLANDER'S COMBINED FORCEPS, for inserting and extracting Kifa Clips, stainless steel each

Can also be used for inserting Michel's Clips.



G857

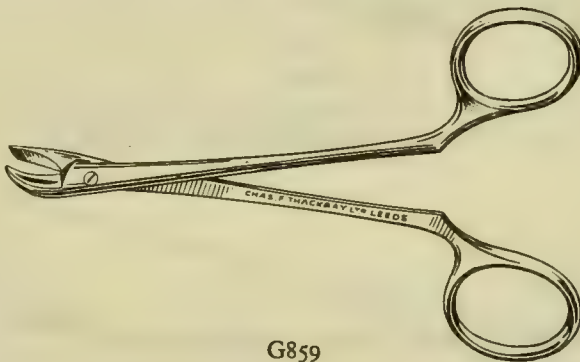
G857 COMBINED INSERTING AND EXTRACTING FORCEPS, for Michel's Clips, screw joint, stainless steel each



G858

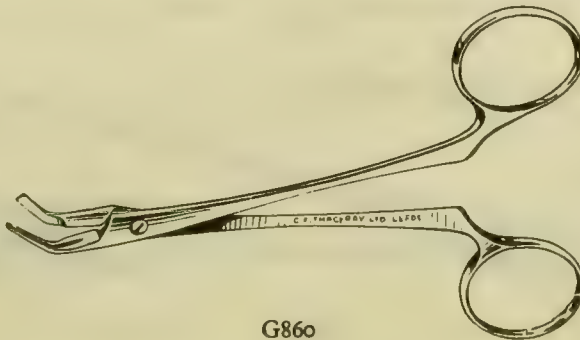
Cat. No.

G858 BRAITHWAITE'S EXTRACTING FORCEPS, for Michel's Clips, screw joint, stainless steel each



G859

G859 MICHEL'S EXTRACTING FORCEPS, original pattern, for Michel's Clips, screw joint, stainless steel each




G860

G860 MICHEL'S EXTRACTING FORCEPS, with Braithwaite's jaws, for Michel's Clips, screw joint, stainless steel each

GENERAL OPERATION INSTRUMENTS


SUTURE INSTRUMENTS (HERNIA)



G861


Cat. No.

G861 ADAMS' FASCIATOME, stainless steel each



G862

G862 MOSELEY'S FASCIATOME, chromium plated each



G863

G863 SMALL'S FASCIATOME, stainless steel each



G864

G864 FASCIA-LATA NEEDLE, stainless steel needle and hook, aluminium handle, each

GENERAL OPERATION INSTRUMENTS

SUTURE INSTRUMENTS (HERNIA)



G865-G867

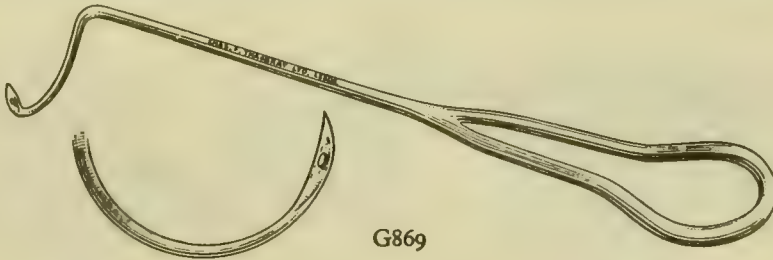
Cat. No.

- G865 COWELL'S FASCIA NEEDLES, blunt pointed, Ventral (A), in packets of six, per pkt.
 G866 COWELL'S FASCIA NEEDLES, blunt pointed, Inguinal (B), in packets of six, per pkt.
 G867 COWELL'S FASCIA NEEDLES, blunt pointed, Femoral (C), in packets of six, per pkt.



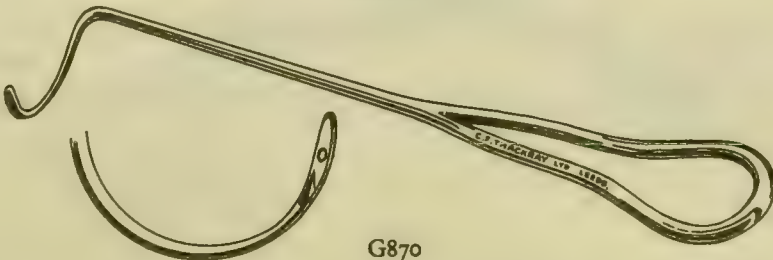
G868

- G868 GALLIE'S FASCIA NEEDLES, for use with living sutures, three sizes: large, medium and small, in packets of six of a size per pkt.



G869

- G869 MACEWEN'S HERNIA NEEDLE, on wire handle, two patterns: right and left, sharp-pointed, stainless steel each



G870

- G870 MACEWEN'S HERNIA NEEDLE, on wire handle, two patterns: right and left, blunt-pointed, stainless steel each

GENERAL OPERATION INSTRUMENTS

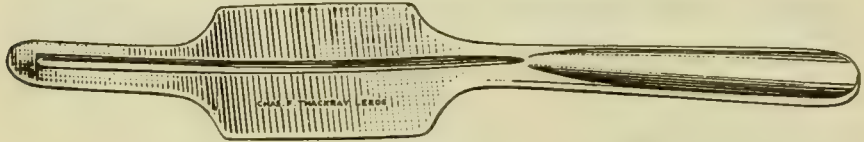
SUTURE INSTRUMENTS (HERNIA)



G871

Cat. No.

- | | | |
|------|--|------|
| G871 | HERNIA BISTOURY, curved, solid forged, nickel plated | each |
| G872 | Ditto .. straight | each |



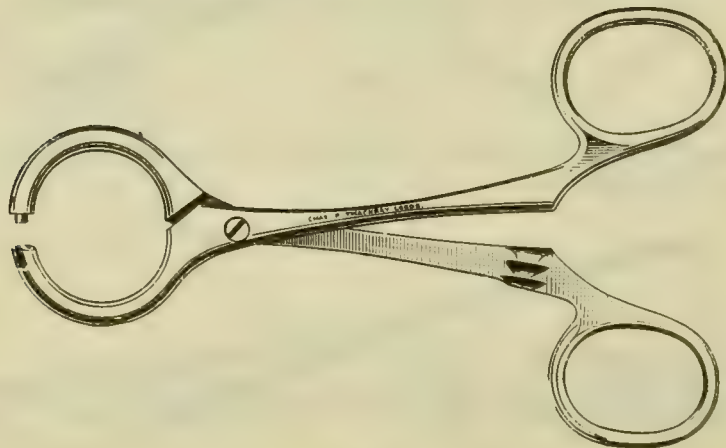
G873

- | | | |
|------|--|------|
| G873 | CHILDE'S HERNIA DIRECTOR, with side wings, stainless steel .. | each |
| | <i>The side wings prevent the distended intestine from curling round the director.</i> | |



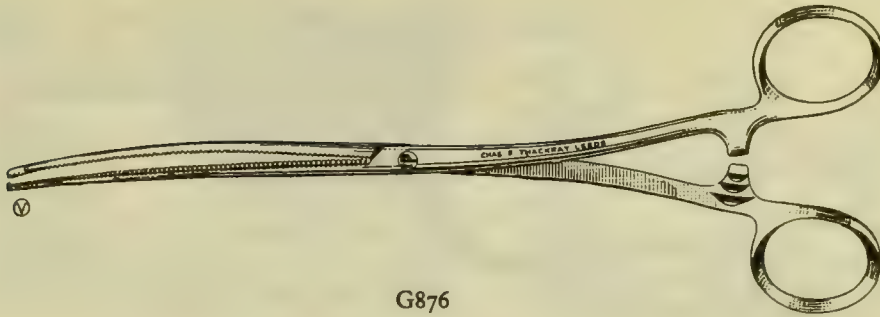
G874

- | | | |
|------|--|------|
| G874 | KEY'S HERNIA DIRECTOR, stainless steel | each |
|------|--|------|



G875

- | | | |
|------|---|------|
| G875 | COLLINGWOOD STEWART'S HERNIA RING FORCEPS, screw joint, stainless steel | each |
| | <i>For holding up the spermatic cord while suturing the ring in the operation for radical cure.</i> | |



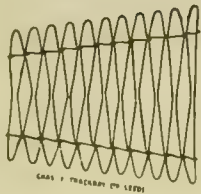
G876

Cat. No.


G876 KOCHER'S HERNIA FORCEPS, curved-on-flat, screw joint, 7½ in., stainless steel each

*G877 DAVIS & GECK SURGALLOY MESH, 6 by 12 in., 50 x 50 mesh, wire diameter 0.003 in. Packed flat, one sheet to an envelope. Product No. 71 .. each

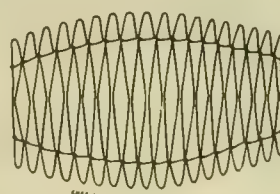
This is a fine gauze or cloth of stainless steel made for hernia repair. See page S774 for full descriptive details.



G878



G879




- G878 McGAVIN'S FILIGREES for INGUINAL HERNIA, silver wire, in pairs, large and small per pair
- G879 McGAVIN'S FILIGREES for VENTRAL HERNIA, size 3 in. by 2 in., silver wire each
- G880 Ditto .. size 3½ in. by 2½ in. each
- G881 Ditto .. size 4½ in. by 3 in. each
- G882 Ditto .. size 5 in. by 3½ in. each
- G883 Ditto .. size 6 in. by 4½ in. each

**Not illustrated*

GENERAL OPERATION INSTRUMENTS

SUTURE INSTRUMENTS (HERNIA) . . . WOUND STRETCHERS

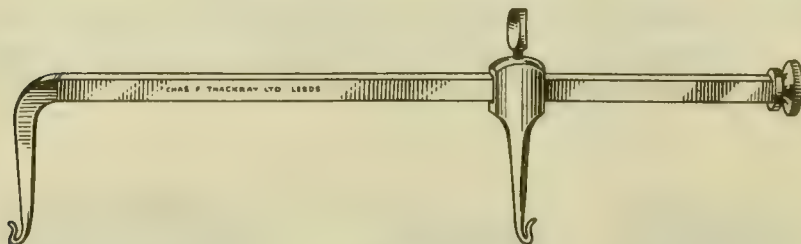


G884

Cat. No.

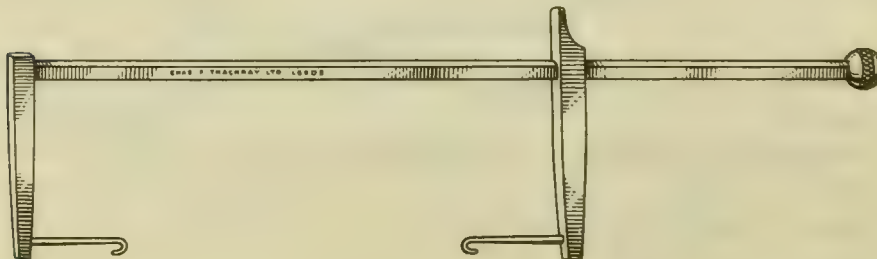
- G884 SUTURE WIRE, stainless steel, size 32 S.W.G. (.0108 in.), for hernia repair, closing abdominal incisions, etc., as used by Mr. Lawrence Abel; on 1 oz. reels, per reel
 *G885 Ditto .. Braided on 12 ft. reels per reel

See also page S773



G888

- G887 PINEIRO'S WOUND STRETCHER, 15½ in. long, stainless steel .. each
 G888 Ditto .. 8½ in. long each

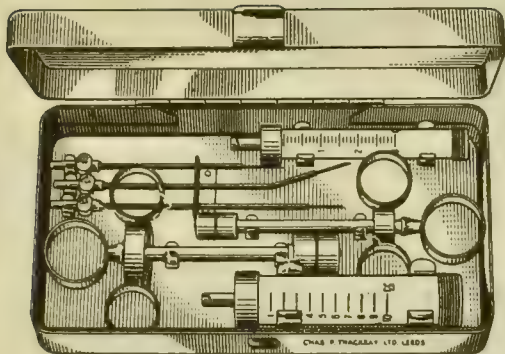


G889

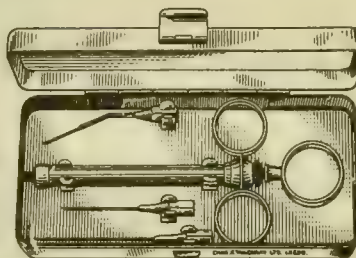
- G889 SWANSON'S WOUND STRETCHER, 9½ in. long, stainless steel .. each

**Not illustrated*

RECTAL



G890



G899

Cat. No.

G890 GABRIEL'S SYRINGE OUTFIT, for hæmorrhoidal injection, consisting of: one of each 3 ml. and 10 ml. syringes with screw-caps and bayonet-fitting nozzles; one of each straight and angled injection needles 4 in. long, stainless steel ends; one straight injection needle 2½ in. long, stainless steel end; in chromium plated case, complete

G891 GABRIEL'S SYRINGE OUTFIT, for hæmorrhoidal injection, consisting of: one 10 ml. syringe with screw-cap and bayonet-fitting nozzle; one of each straight and angled injection needles 4 in. long, stainless steel ends; in chromium plated case, complete

G892 GABRIEL'S SYRINGE OUTFIT, for hæmorrhoidal injection, consisting of: one 3 ml. syringe with screw-cap and bayonet fitting nozzle; one of each straight and angled injection needles 2½ in. long, stainless steel ends; in chromium plated case, complete

G893 GABRIEL'S SYRINGE ONLY, 10 ml., with screw-cap and bayonet-fitting nozzle, each

G894 Ditto .. 3 ml. each

G895 Spare Needles, straight, 4 in. long each

G896 Ditto .. angled each

G897 Ditto .. straight, 2½ in. long each

G898 Ditto .. angled each

G899 LOCKHART-MUMMERY'S SYRINGE OUTFIT, for hæmorrhoidal injection, consisting of: one 30 min. nickel plated all-metal syringe with screw-fitting nozzle; one of each straight injection needles 1½ in. and 1⅞ in. long, stainless steel; one angled injection needle 1⅞ in. long, stainless steel end; in chromium plated case, complete

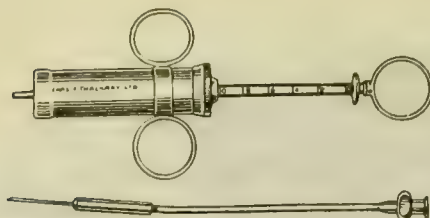
G900 Spare Needles, straight, 1½ in. long each

G901 Ditto .. 1⅞ in. long each

G902 Ditto .. angled, 1⅞ in. long, with shoulder each

GENERAL OPERATION INSTRUMENTS

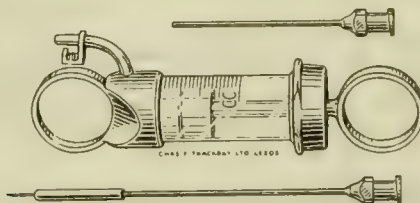
RECTAL



G903

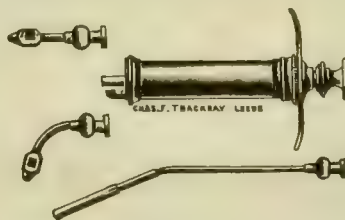
Cat. No.

- G903 MORLEY'S SYRINGE OUTFIT, for hæmorrhoidal injection, consisting of: one 10 ml. chromium plated, all-metal syringe with adjustable depth piston and peripheral nozzle, record-fitting; one angled injection needle $3\frac{7}{8}$ in. long, gold plated end fitted with adjustable depth guard and protective cap; in chromium plated case, complete
- G904 Spare Needles each



G905

- G905 MODIFIED ROBERTS' SYRINGE OUTFIT, for hæmorrhoidal injection, consisting of: one 5 ml. syringe with Labat-fitting nozzle; one straight injection needle $3\frac{7}{8}$ in. long, stainless steel end with adjustable depth guard; one stainless steel filling cannula; in chromium plated case complete
- G906 Spare Needles each
- G907 Spare Filling Cannulæ each



G908

- G908 TAYLOR'S SYRINGE OUTFIT, for hæmorrhoidal injection consisting of: one 10 ml. chromium plated all-metal syringe with adjustable depth piston and Labat-fitting nozzle; one angled injection needle 4 in. long, gold plated end fitted with adjustable depth guard and protective cap; one of each straight and angled Schimmel's mounts; *one tube of six Schimmel's needles 1 in. long, stainless steel; in chromium plated case complete
- G909 Spare Angled Needles each
- G910 Spare Schimmel's Needles per tube

*Not illustrated

GENERAL OPERATION INSTRUMENTS

RECTAL



G919

- Cat. No.
 G919 FERGUSSON'S HÆMORRHOIDAL SCISSORS, angled-on-flat, screw joint, 6½ in., stainless steel each
 G920 Ditto .. 7 in. each




G921

- G921 GABRIEL'S RECTAL DILATOR, one size: 1 in. diameter tapering to 1/8 in., all glass each



G922

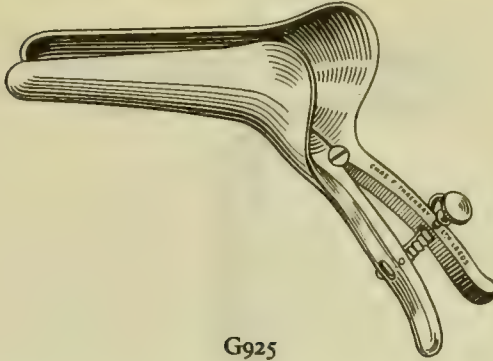
- G922 ST. MARK'S HOSPITAL PATTERN RECTAL DILATOR, two sizes: 1 in. diameter tapering to 5/8 in.; and 3/4 in. diameter tapering to 1/8 in., stainless steel, each
 G923 Ditto .. "COLDLITE", two sizes each



G924

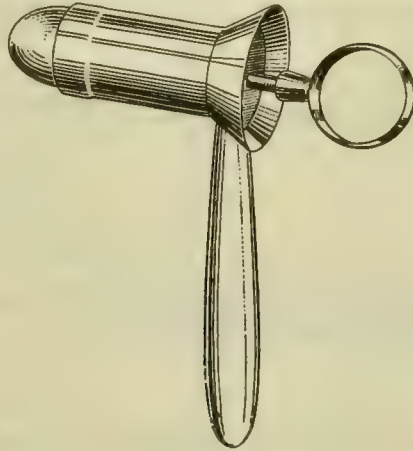
- G924 GRAEME ANDERSON'S RECTAL SPECULUM, oblique end, chromium plated each

RECTAL



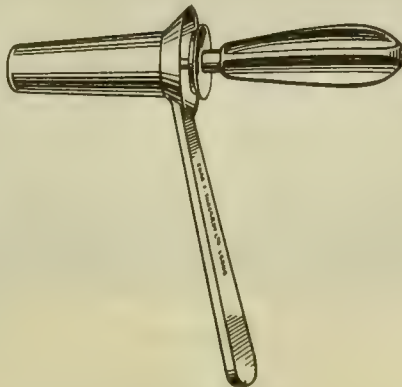
G925

Cat. No.
 G925 BAILDON'S RECTAL SPECULUM, bi-valve, chromium plated .. each



G926

G926 BRAITHWAITE'S RECTAL SPECULUM, chromium plated .. each

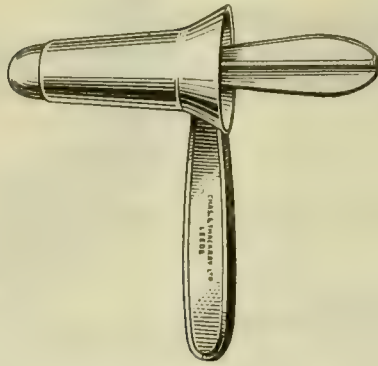


G927

G927 GABRIEL'S RECTAL SPECULUM, adults' size, chromium plated .. each
 G928 Ditto .. children's size each

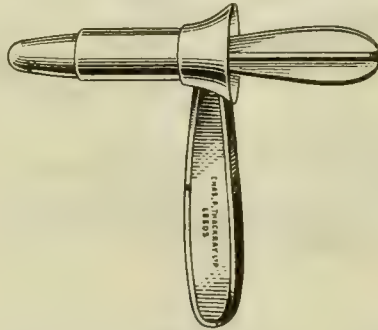
GENERAL OPERATION INSTRUMENTS

RECTAL



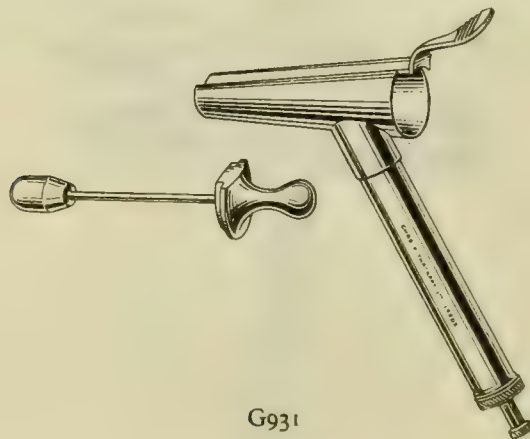
G929

Cat. No.
 G929 KELLY'S RECTAL SPECULUM, adults' size, chromium plated .. each



G930

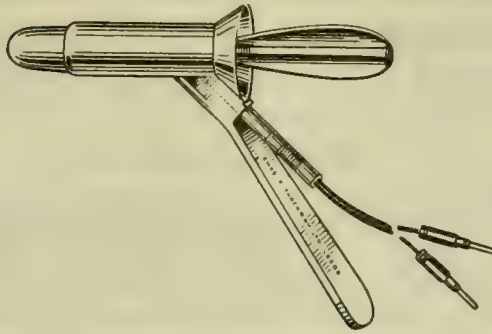
G930 LOCKHART-MUMMERY'S RECTAL SPECULUM, chromium plated, each



G931

G931 McEVEDY'S RECTAL SPECULUM, with sliding section of speculum, battery handle, chromium plated, complete with battery and one lamp each
 G932 Spare Batteries each
 G933 Spare Lamps, 2.5 volts each

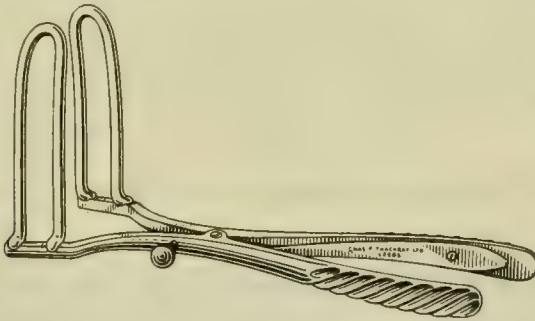
RECTAL



G934


Cat. No.

- | | | | | | | | | | | |
|------|--|----|----|----|----|----|----|----|----|------|
| G934 | NAUNTON MORGAN'S RECTAL SPECULUM, with lamp carrier and rubber covered cables, chromium plated | .. | .. | .. | .. | .. | .. | .. | .. | each |
| G935 | Spare Lamps, 3.5 volts | .. | .. | .. | .. | .. | .. | .. | .. | each |



G936

- | | | | | | | | | | | |
|------|--|----|----|----|----|----|----|----|----|------|
| G936 | SIMS' RECTAL SPECULUM, stainless steel | .. | .. | .. | .. | .. | .. | .. | .. | each |
|------|--|----|----|----|----|----|----|----|----|------|



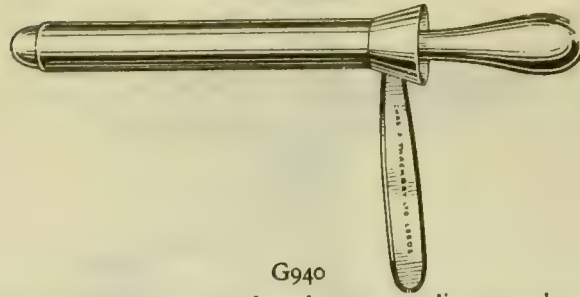
G937 & G939

- | | | | | | | | | | | |
|------|--|----|----|----|----|----|----|----|----|------|
| G937 | "COLDLITE" RECTAL SPECULUM, adults' size | .. | .. | .. | .. | .. | .. | .. | .. | each |
| G938 | Ditto .. children's size | .. | .. | .. | .. | .. | .. | .. | .. | each |
| G939 | Light Attachment for above, 6/8 volts | .. | .. | .. | .. | .. | .. | .. | .. | each |

NOTE.—Battery Boxes and Transformers: see page G154.

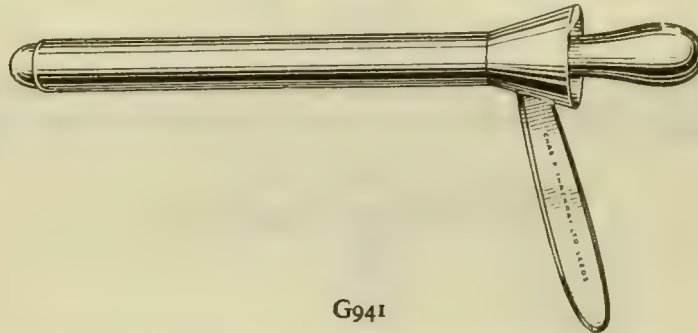
GENERAL OPERATION INSTRUMENTS

RECTAL



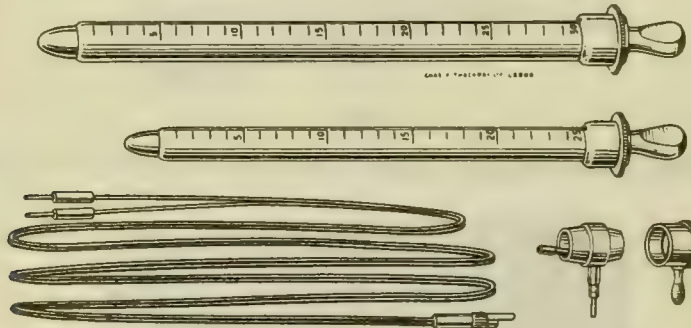
G940

Cat. No.
G940 KELLY'S PROCTOSCOPE, 14 cm. long by 22 mm. diameter, chromium plated, each



G941

G941 KELLY'S PROCTOSCOPE, 20 cm. long by 22 mm. diameter, chromium plated, each



G942

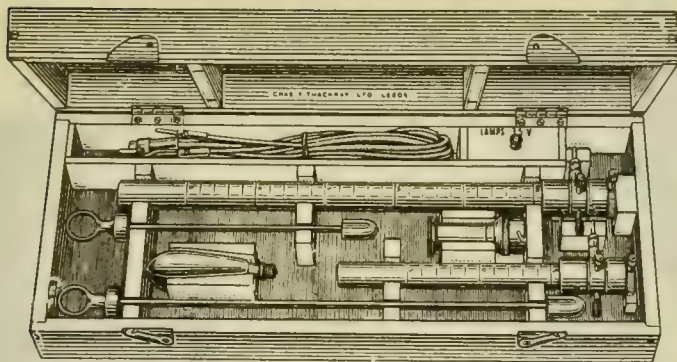
- G942 LLOYD-DAVIES' SIGMOIDOSCOPE, combination set, consisting of: chromium plated tube and obturator, graduated, 30 cm. long by 20 mm. diameter, chromium plated tube and obturator, graduated, 25 cm. long by 15 mm. diameter; proximal light projector; detachable inflation window; spare lamp and rubber covered cables, in polished wood case complete
- G943 Ditto .. but with one sigmoidoscope tube 30 cm. by 20 mm. and obturator, light projector, window, spare lamp and cables in polished wood case, complete
- G944 Ditto .. but with sigmoidoscope tube 25 cm. by 15 mm. .. complete
- *G945 Telescope Attachment for above each
- *G946 Inflation Bellows, rubber, for above each
- G947 Spare Lamps, 3.5 volts each

The Lloyd-Davies Sigmoidoscope is fitted with a "pre-focused" lamp and thus obviates the difficulty of focusing the light correctly at the end of the tube.

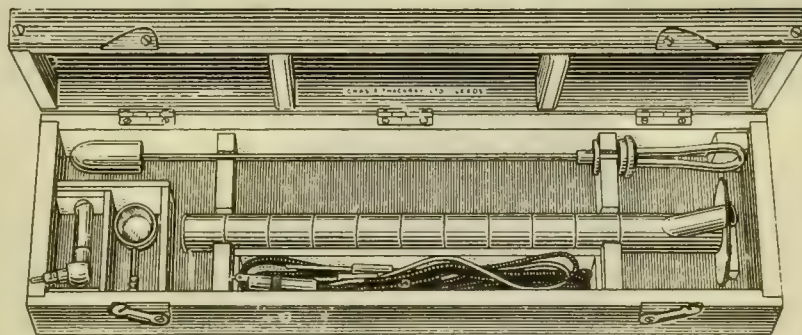
NOTE.—Battery Boxes and Transformers: see page G154.

*Not illustrated

RECTAL



- Cat. No. G948
- G948 LOCKHART-MUMMERY'S MODIFIED STRAUSS' SIGMOIDOSCOPE, combination set, consisting of: chromium plated obturator and tube, 30 cm. long by 20 mm. diameter; chromium plated obturator and tube, 15 cm. long by 17 mm. diameter; lamp carriers for *distal lighting*; detachable inflation windows; two spare lamps and rubber covered cables, in polished wood case, *without telescope*, complete
- G949 Ditto .. but with one sigmoidoscope tube 30 cm. by 20 mm. and obturator, lamp carrier, window, spare lamp and cables, in polished wood case, complete
- G950 Ditto .. but with sigmoidoscope tube 15 cm. by 17 mm. .. complete
- *G951 Telescope attachment for above each
- *G952 Inflation Bellows, rubber, for above each
- G953 Spare Lamps, 3.5 volts each




G954

- G954 YEOMAN'S SIGMOIDOSCOPE, consisting of: chromium plated tube and obturator, graduated, 10 in. long by $\frac{3}{8}$ in. diameter; *proximal* light projector; detachable inflation window; spare lamp and rubber covered cables, in polished wood case, complete
- *G955 Inflation bellows, rubber, for above each
- G956 Spare Lamps, 3.5 volts each
- *G957 "COLDLITE" SIGMOIDOSCOPE, consisting of: chromium plated obturator and "Coldlite" tube, 10 in. long by $\frac{13}{16}$ in. diameter; perforated metal tube for sterilizing; telescope; light attachment and rubber covered cables, in polished wood case complete
- G958 Ditto .. but with tube 10 in. long by $\frac{13}{16}$ in. diameter .. complete
- G959 Spare Lamps, 6/8 volts each


NOTE.—Battery Boxes and Transformers: see page G154.

*Not illustrated

GENERAL OPERATION INSTRUMENTS



Cat. No. G960



G962

- G960 BATTERY BOX with VOLTMETER, for use with illuminated instruments, with $4\frac{1}{2}$ volts dry cell battery, cream enamelled wood case complete
- G961 Spare Batteries, $4\frac{1}{2}$ volts each
- This Battery Box provides safe illumination for expensive miniature lamps rated up to $4\frac{1}{2}$ volts, by means of a graduated rheostat, which can be adjusted until the exact voltage is shown on the voltmeter.*
- G962 BATTERY BOX, for use with illuminated instruments, fitted with rheostat and complete with two $4\frac{1}{2}$ volts dry cell batteries, polished wood case each
- G963 Ditto .. with three $4\frac{1}{2}$ volts dry cell batteries each
- G964 Spare Batteries, $4\frac{1}{2}$ volts each



G965

- G965 LIGHT AND CAUTERY TRANSFORMER, A.C. mains, 200/250 volts, unit enclosed in aluminium case with chromium plated front panel, size 6 in. by 3 in. by 3 in., weight approx. $4\frac{1}{2}$ lbs. each
- G966 Ditto .. for light only each
- For full range of transformers, see our separate catalogue section of Electro-Medical Apparatus.*


RECTAL



G967


Cat. No.

- G967 GALVANO CAUTERY BURNER, for use with sigmoidoscopes, 25 cm. long, each
 G968 Ditto .. 40 cm. long each
 Handle and Cords for above: see our separate catalogue section of *Electro-Medical Apparatus*.



G969

- G969 LOCKHART-MUMMERY'S SNARE, for use with sigmoidoscopes, shaft 40 cm. long, chromium plated each
 G970 Spare Snare Wire for above per hank



G971

- G971 CHEVALIER JACKSON'S RECTAL BIOPSY FORCEPS (as used by Yeoman), shaft 25 cm. long, stainless steel each
 G972 Ditto .. 40 cm. long each

GENERAL OPERATION INSTRUMENTS

RECTAL



Cat. No.


G975

- G975 RECTAL BIOPSY FORCEPS, with curved serrated jaws, rotating shaft 25 cm. long, stainless steel each
- G976 Ditto .. 40 cm. long each



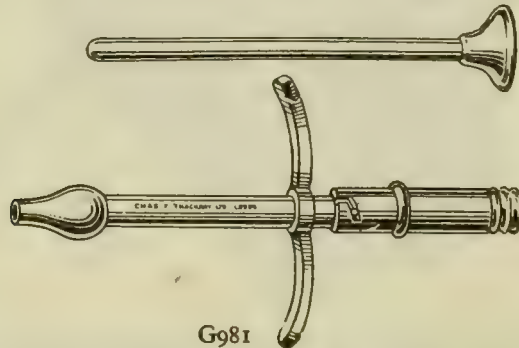
G979

- G979 SWAB HOLDER, for use with sigmoidoscopes, 40 cm. long, chromium plated .. each



G980

- G980 APPLICATOR, for use with sigmoidoscopes, with four interchangeable ends: holder (A), curette (B), brush (C) and caustic holder (D), shaft 40 cm. long, hollow handle, chromium plated each



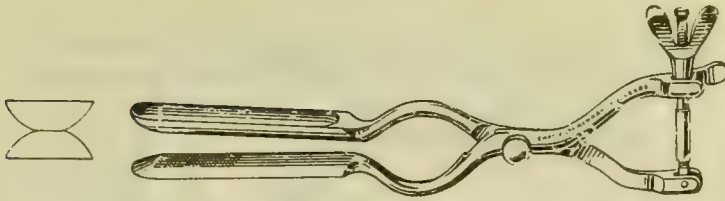
G981

- G981 BARIUM ENEMA INTRODUCER, chromium plated each
- *G982 ST. BART'S. HOSPITAL PATTERN CATHETER, for barium enema, with Foley's inflatable type 250 c.c. bag at end each

*Not illustrated

GENERAL OPERATION INSTRUMENTS

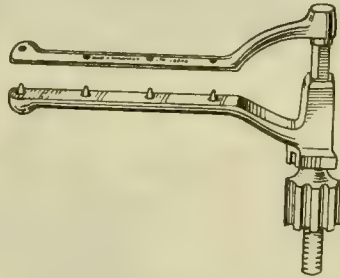
INTESTINAL



G983

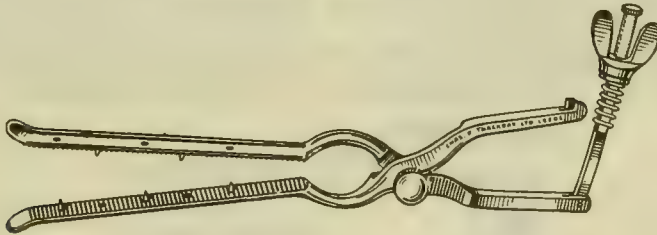
Cat. No.

G983 DEVINE'S ENTEROTOME, stainless steel each



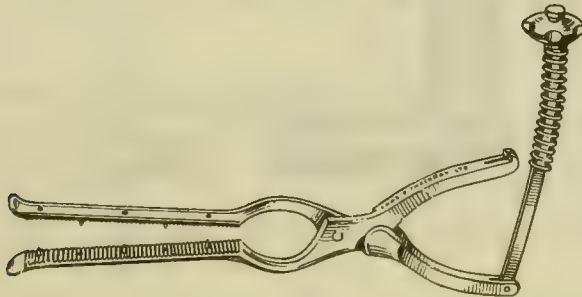
G984

G984 LLOYD-DAVIES' ENTEROTOME, stainless steel each



G985

G985 McEVEDY'S ENTEROTOME, stainless steel each

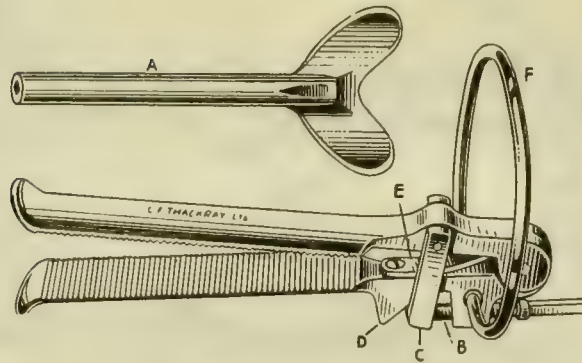


G986

G986 MIKULICZ'S ENTEROTOME, stainless steel each
 G987 Ditto .. without spikes on blades each

GENERAL OPERATION INSTRUMENTS

INTESTINAL



G988

Cat No.

G988 OLDFIELD'S ENTEROTOME, with separate key, stainless steel . . . each

Reprinted from the BRITISH MEDICAL JOURNAL,
December 2nd, 1939, vol. ii, p. 1092

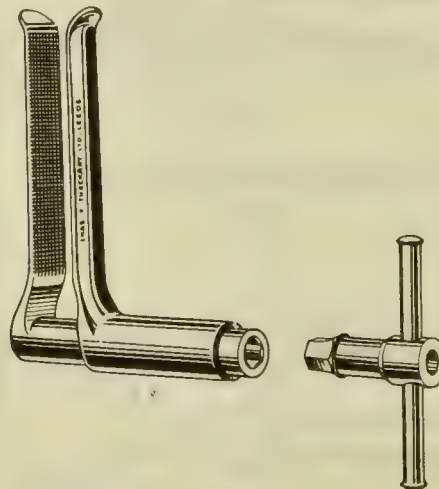
AN IMPROVEMENT OF THE NON-PROJECTING
ENTEROTOME

Mr. MICHAEL C. OLDFIELD, M.B.E., Mc.Ch., F.R.C.S., surgeon to the General Infirmary at Leeds, writes:

In November, 1937, I described a non-projecting enterotome for crushing a colonic spur. The instrument is used before closing a fæcal fistula such as occurs after a Paul-Mikulicz operation or a colostomy. It was devised to obviate the leverage action of the handle which in the older instrument caused great discomfort to the patient. The severity of this discomfort depended directly upon the length of the projecting handle. Whenever the patient moved in bed the handle used to be pressed upon or jarred.

In the non-projecting enterotome the handle has been replaced by a key, which is removed after approximating the blades to the required degree. Each day the key is reapplied to tighten the grip of the spur, and the key is again taken away. The mechanism

is simple and strong. By turning the key A the screw B is driven downwards on to the steel collar lever C hinged upon the opposite blade. This collar acts upon the sloping steel shoulder D. As the key is turned the screw and collar are depressed and the blades are gradually approximated. A small flat spring E is inserted between the blades and holds them apart during the application of the instrument to the spur. Maximum separation of the blades has been increased from three-quarters of an inch in the original instrument to one and one-sixteenth inches in the improved model. This has made introduction easier. The face of each blade is transversely serrated and the ends are everted. The width of the serrated jaws has been increased from two and a quarter inches in the original instrument to two and a half inches in the new one. It is found that a better grip of the spur is obtained with the wider blade. A steel ring F two inches in diameter has been inserted through a hole in the shaft near the screw B. The ring moves freely and causes no discomfort when the patient moves. It obviates the danger of the instrument slipping inwards into the bowel—an improvement which we have incorporated following the kindly and constructive criticism of Mr. David Lurie of Johannesburg.



G989

G989 SWANSON'S ENTEROTOME, with separate key, stainless steel . . . each
The main features of this instrument are: parallel action, positive grip and non-tilting of the blades.

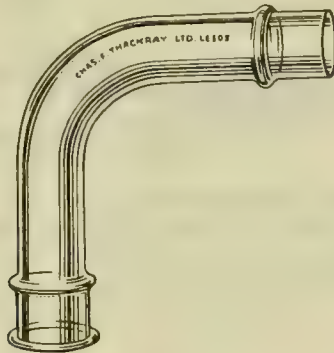
INTESTINAL



G990

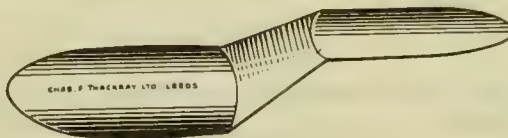
Cat. No.

- | | | | | | | |
|------|---|----|----|----|----|------|
| G990 | COLOSTOMY ROD, glass, size 4 in. by $\frac{3}{8}$ in. | .. | .. | .. | .. | each |
| G991 | Ditto .. size 4 in. by $\frac{1}{2}$ in. | .. | .. | .. | .. | each |




G992

- | | | | | | | |
|------|--|----|----|----|----|----------|
| G992 | PAUL'S COLOSTOMY TUBES, glass, three sizes: $\frac{1}{2}$ in., $\frac{5}{8}$ in. and $\frac{7}{8}$ in. diameter, | .. | .. | .. | .. | each |
| G993 | RUBBER TUBING for above, latex rubber, seamless, three sizes | .. | .. | .. | .. | per yard |



G994

- | | | | | | | |
|------|---|----|----|----|----|------|
| G994 | ST. BART'S. HOSPITAL PATTERN INTESTINAL DEPRESSOR, $1\frac{1}{4}$ in. by $1\frac{1}{2}$ in. wide, stainless steel | .. | .. | .. | .. | each |
|------|---|----|----|----|----|------|

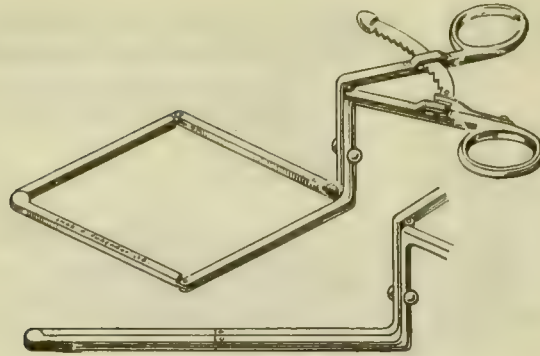


G995

- | | | | | | | |
|------|---|----|----|----|----|------|
| G995 | SARGENT'S INTESTINAL DEPRESSOR, tapering $2\frac{1}{2}$ in. to $1\frac{5}{8}$ in. wide, stainless steel | .. | .. | .. | .. | each |
| G996 | Ditto .. $1\frac{5}{8}$ in. to $1\frac{1}{8}$ in. wide | .. | .. | .. | .. | each |

GENERAL OPERATION INSTRUMENTS

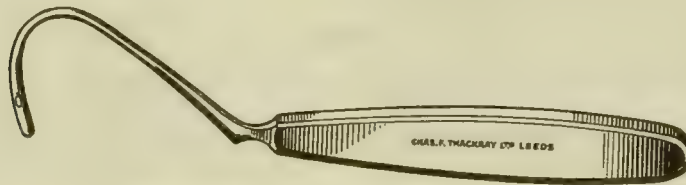
INTESTINAL



G997

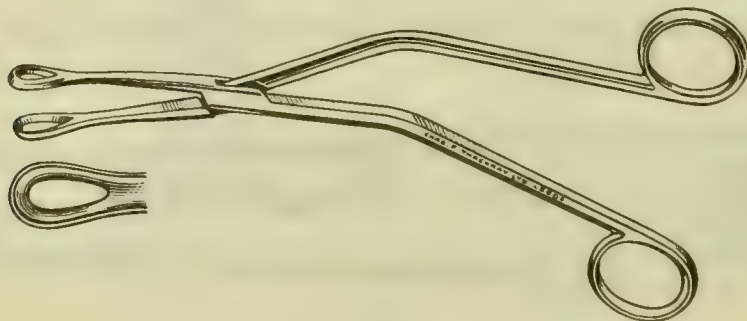
Cat. No.

G997 **KADAVY'S INTESTINAL DEPRESSOR**, stainless steel each
For use in suture of the peritoneum. The blades are covered with a length of Paul's rubber tubing and expanded to present a wide surface. When suturing is completed the blades are collapsed and withdrawn through a narrow exit.



G998

G998 **MOYNIHAN'S ANEURYSM NEEDLE**, curved laterally, $7\frac{1}{2}$ in., stainless steel, chromium plated handle each
For ligation of the mesenteric vessels.



G999

G999 **DENIS BROWNE'S INTESTINAL HOLDING FORCEPS**, box joint, 8 in., stainless steel each
Also used as Tonsil Holding Forceps.

GENERAL OPERATION INSTRUMENTS


INTESTINAL



G1000

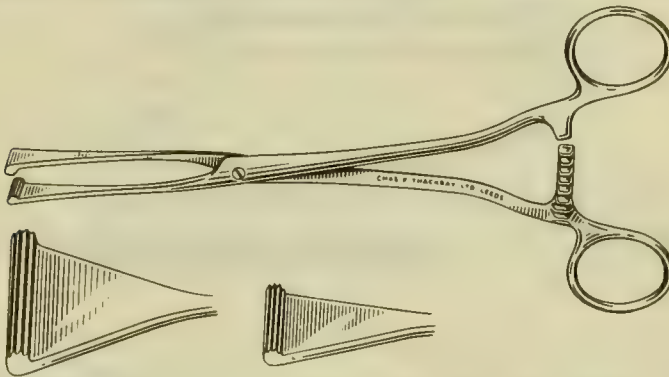
Cat. No.

G1000 DENIS BROWNE'S INTESTINAL HOLDING FORCEPS, 7 in., stainless steel each



G1001

G1001 COLWYN BAY HOSPITAL PATTERN INTESTINAL HOLDING FORCEPS, with rubber covered jaws, 8 in., stainless steel each



G1002

G1002 LANE'S INTESTINAL HOLDING FORCEPS, screw joint, 8 in., two sizes jaws: 1 in. and ½ in. wide, stainless steel each



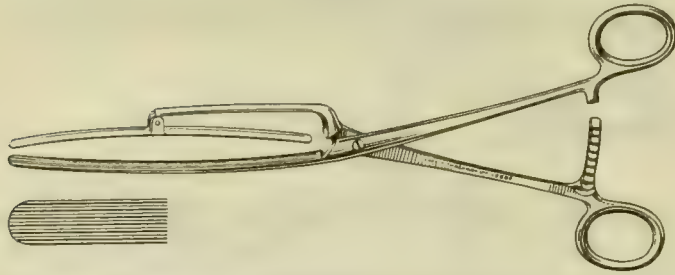
G1003

G1003 MAINGOT'S MODIFIED McINDOE'S INTESTINAL HOLDING FORCEPS, with serrated spatulate jaws, 6 in., stainless steel each
These forceps are useful for holding the intestines during anastomosis, also in suturing the various layers of the abdominal wall. The fine serrations on the jaws are non-injurious to the tissues.

Vide "Lancet", October 30th, 1948. Page 691.

GENERAL OPERATION INSTRUMENTS

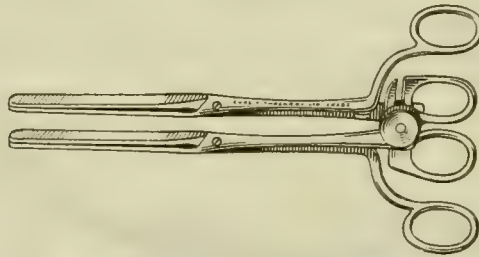
INTESTINAL



G1004

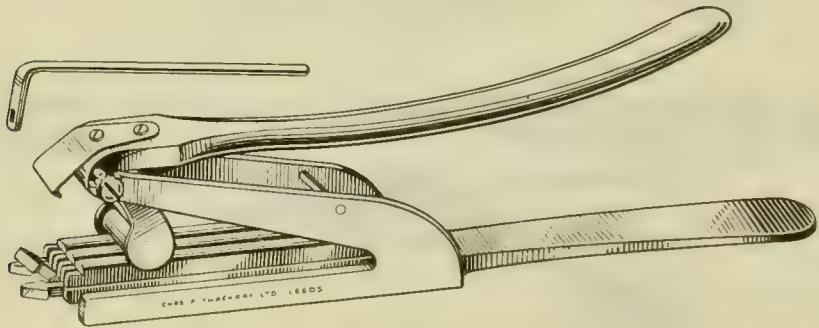
Cat. No.

G1004 BECK'S INTESTINAL CLAMP, screw joint, $11\frac{1}{8}$ in., stainless steel . . . each
The upper blade is swivelled to provide uniform pressure.



G1005

G1005 CARWARDINE'S INTESTINAL CLAMP, twin, screw joints, $7\frac{3}{4}$ in., stainless steel each

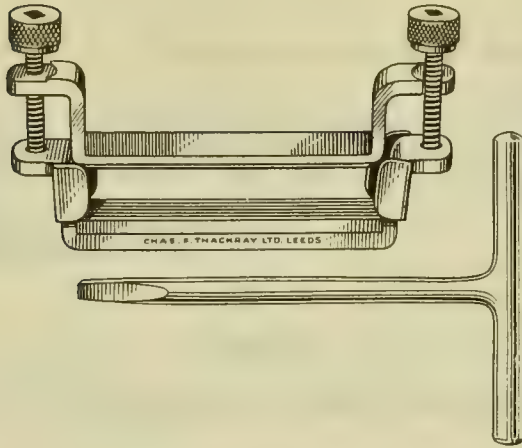


G1006

G1006 ZACHARY COPE'S INTESTINAL CLAMP, with tommy bar and three hinged segments, stainless steel each
 G1007 Spare Segments, separate, stainless steel each
This instrument is now fitted with a metal clip on the upper limb to hold the segments open when being handed to the surgeon.

GENERAL OPERATION INSTRUMENTS

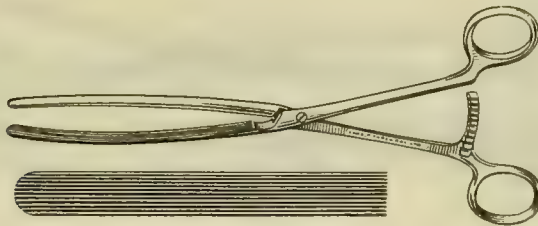
INTESTINAL



G1008

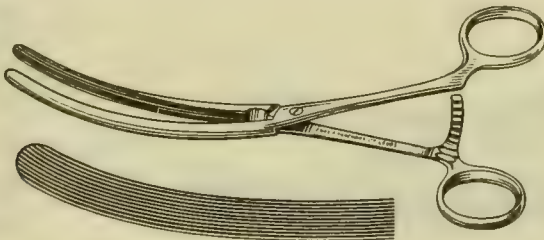
Cat. No.

G1008 DEVINE'S "BOX CLAMP", for rectosigmoid resection, with separate key, stainless steel each



G1009

G1009 DOYEN'S INTESTINAL CLAMP, straight, screw joint, 9 in., stainless steel, each
 G1010 Ditto .. box joint each

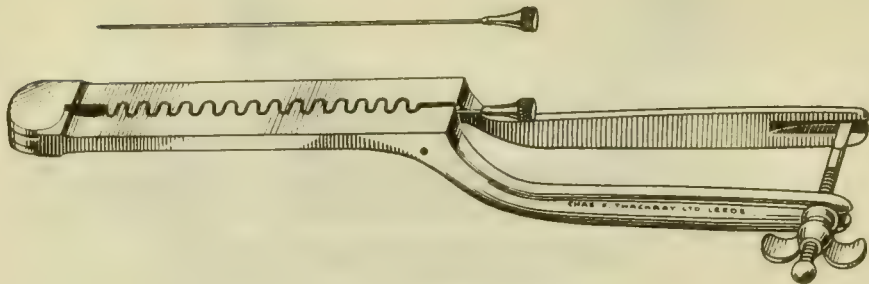


G1011

G1011 DOYEN'S INTESTINAL CLAMP, curved-on-flat, screw joint, 9 in., stainless steel each
 G1012 Ditto .. box joint each

GENERAL OPERATION INSTRUMENTS


INTESTINAL



G1013

Cat. No.

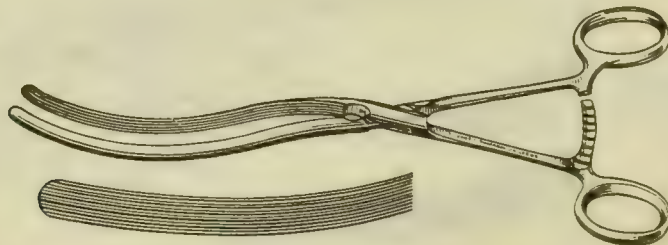
G1013 FURNISS' INTESTINAL CLAMP, for anastomosis, with two pins, stainless steel each



G1015

G1014 KOCHER'S INTESTINAL CLAMP, straight, box joint, 10 in., with 5 in. blades, stainless steel each

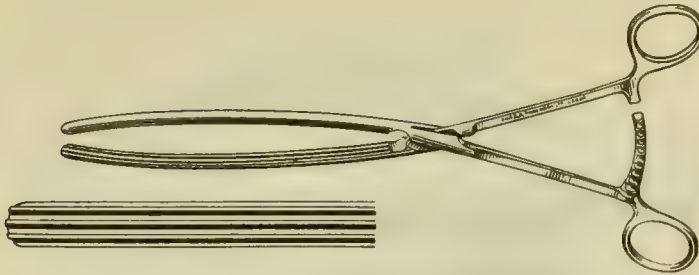
G1015 Ditto .. 11 in., with 6 in. blades each



G1017

G1016 KOCHER'S INTESTINAL CLAMP, curved-on-flat, box joint, 10 in., with 5 in. blades, stainless steel each

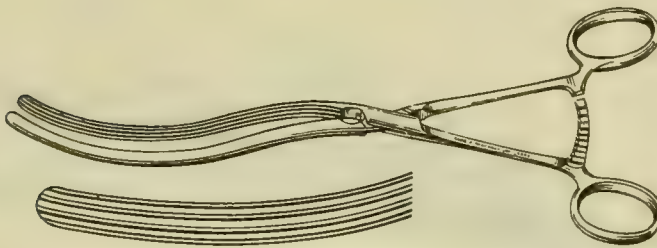
G1017 Ditto .. 11 in., with 6 in. blades each



G1019

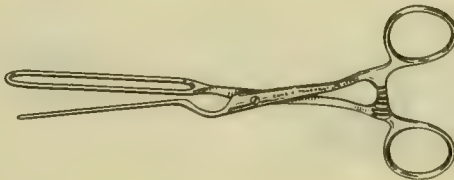
Cat. No.

- | | | | | | | | |
|-------|---|----|----|----|----|----|------|
| G1018 | KOCHER'S INTESTINAL CLAMP, straight, extra light, box joint, 10 in., with 5 in. blades, stainless steel | .. | .. | .. | .. | .. | each |
| G1019 | Ditto .. 11 in., with 6 in. blades | .. | .. | .. | .. | .. | each |



G1020

- | | | | | | | | |
|-------|---|----|----|----|----|----|------|
| G1020 | KOCHER'S INTESTINAL CLAMP, curved-on-flat, extra light, box joint, 10 in., with 5 in. blades, stainless steel | .. | .. | .. | .. | .. | each |
| G1021 | Ditto .. 11 in., with 6 in. blades | .. | .. | .. | .. | .. | each |

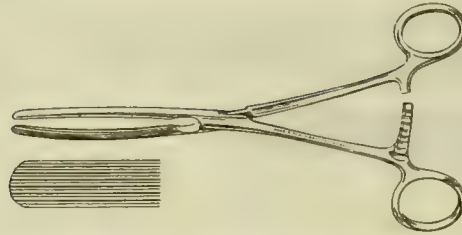


G1022

- | | | | | | | | |
|-------|---|----|----|----|----|----|------|
| G1022 | KOCHER'S INTESTINAL CLAMP, straight, screw joint, 7½ in., stainless steel | .. | .. | .. | .. | .. | each |
|-------|---|----|----|----|----|----|------|

GENERAL OPERATION INSTRUMENTS

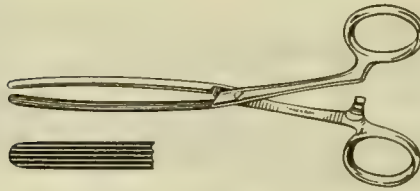
INTESTINAL



G1023

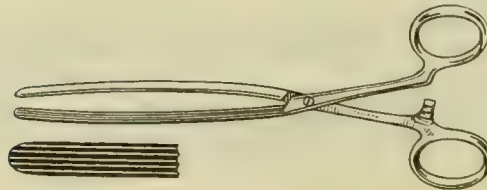
Cat. No.

G1023 LANE'S INTESTINAL CLAMP, straight, box joint, 7½ in., with 3 in. blades,
stainless steel each



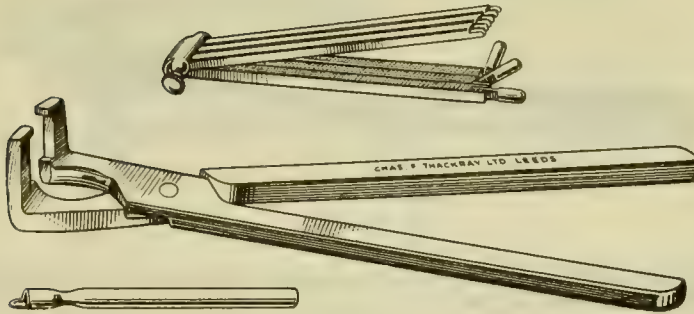
G1024

G1024 MAKIN'S INTESTINAL CLAMP, straight, screw joint, 7 in., with 3½ in. blades,
stainless steel each



G1025

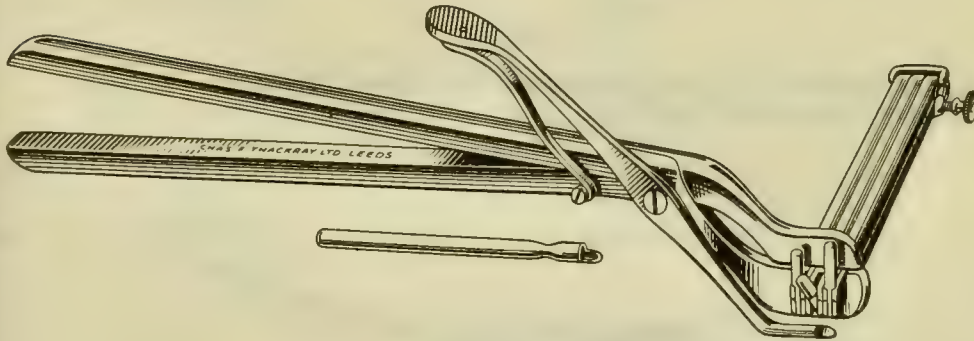
G1025 MAKIN'S INTESTINAL CLAMP, straight, screw joint, 8 in., with 4½ in. blades,
stainless steel each



G1026

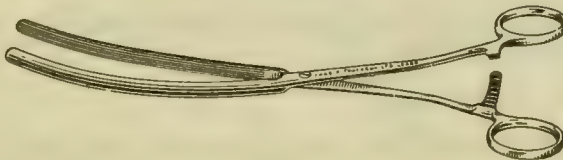
Cat. No.

G1026 de MARTEL'S INTESTINAL CLAMP, with tommy bar and three hinged segments, stainless steel each



G1027

G1027 de MARTEL'S INTESTINAL CLAMP, improved pattern, with thumb-lever, tommy bar and three hinged segments, stainless steel each



G1028

G1028 MAYO ROBSON'S GASTRO-ENTEROSTOMY CLAMP, curved-on-flat, screw joint, 9½ in., stainless steel each

GENERAL OPERATION INSTRUMENTS

INTESTINAL



G1029

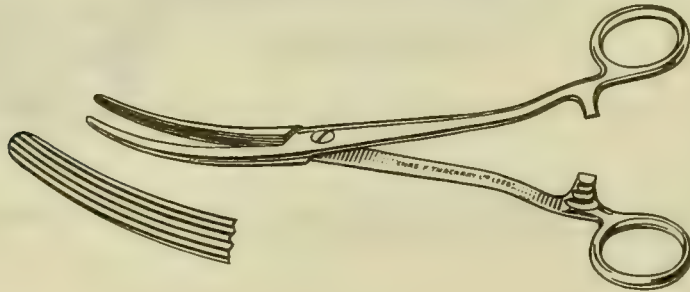
Cat. No.

G1029 MOYNIHAN'S INTESTINAL CLAMP, straight, screw joint, 8 in., with 3½ in. fenestrated blades, stainless steel each



G1030

G1030 MOYNIHAN'S INTESTINAL CLAMP, curved-on-flat, screw joint, 9 in., with 2½ in. blades, stainless steel each



G1031

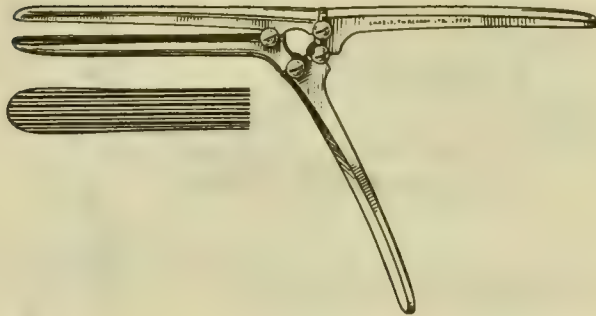
†G1031 PARKER-KERR'S INTESTINAL CLAMP, curved-on-flat, screw joint, 9 in., with 2½ in. blades, stainless steel each

G1032 Ditto .. 10 in., with 3¼ in. blades each

G1033 PARKER-KERR'S INTESTINAL CLAMP, straight, screw joint, 9 in., with 2½ in. blades, stainless steel each

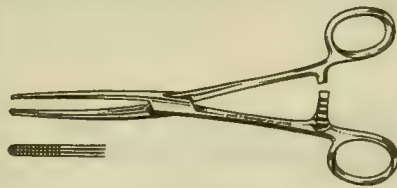
G1034 Ditto .. 10 in., with 3¼ in. blades each

†Lloyd-Davies' Protection Shields—see page AD849



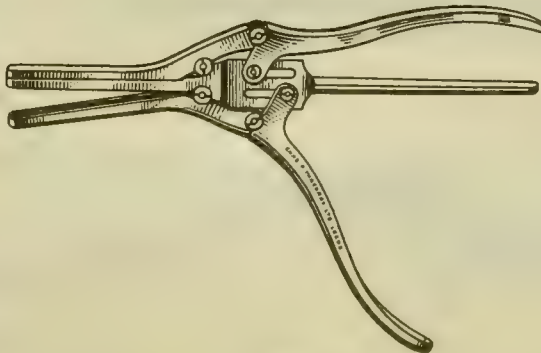
G1036

- Cat. No.
- | | | |
|-------|--|------|
| G1035 | PAYR'S INTESTINAL CLAMP, multiple joints, 8 in., with 2½ in. blades, stainless steel | each |
| G1036 | Ditto .. 9 in., with 4 in. blades | each |



G1037

- | | | |
|-------|--|------|
| G1037 | SETON PRINGLE'S INTESTINAL CLAMP, straight, box joint, 6½ in., with 2½ in. blades, stainless steel | each |
|-------|--|------|

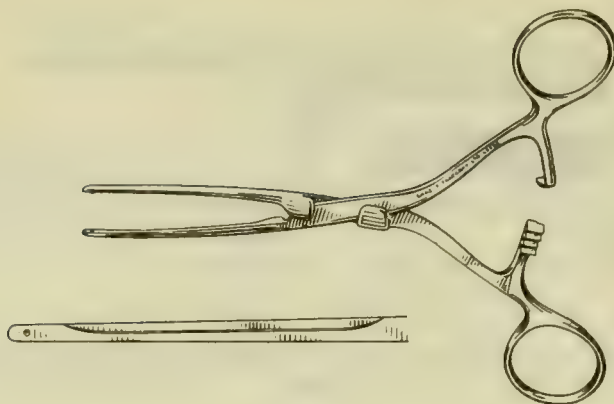


G1038

- | | | |
|-------|---|------|
| G1038 | RANKIN'S INTESTINAL CLAMP, multiple joints, 9 in., with three ¾ in. blades, stainless steel | each |
|-------|---|------|
- The two side blades operate independently against a fixed centre blade.*

GENERAL OPERATION INSTRUMENTS

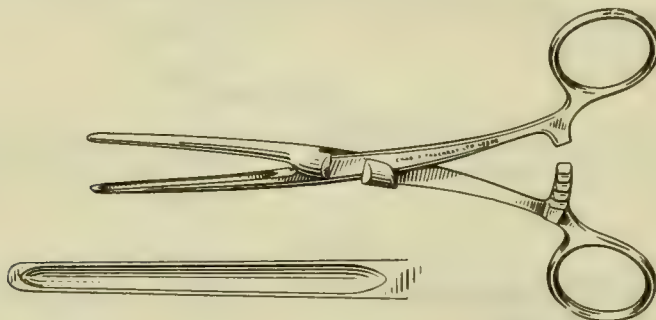
INTESTINAL



G1039

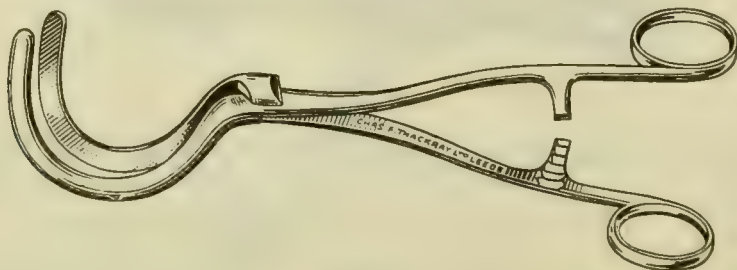
Cat. No.

G1039 SCHOEMAKER'S COLECTOMY CLAMP, aseptic joint, $6\frac{1}{4}$ in., with $2\frac{1}{4}$ in. blades, stainless steel each



G1040

G1040 SCHOEMAKER-OGILVIE'S COLECTOMY CLAMP, aseptic joint, $6\frac{1}{2}$ in., with $2\frac{1}{4}$ in., hollowed-out blades, stainless steel each



G1041

G1041 SMITH'S INTESTINAL CLAMP, aseptic joint, 8 in., stainless steel each
As used at the General Infirmary at Leeds, for anastomosis of the common bile duct or the gall bladder to the duodenum.

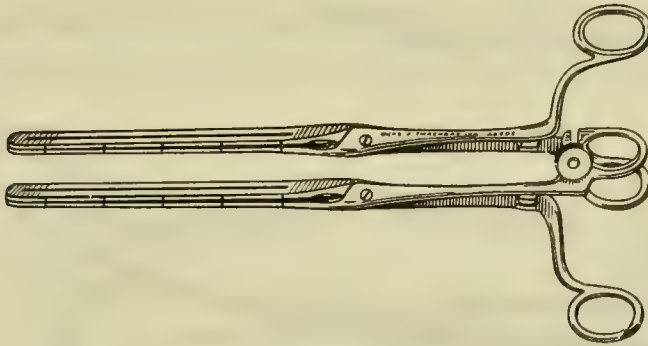
GENERAL OPERATION INSTRUMENTS

INTESTINAL AND STOMACH




G1042

Cat. No.
 G1042 TAYLOR'S CAECAL CLAMP, aseptic joint, 9 in., stainless steel each



G1043

G1043 CARWARDINE'S STOMACH CLAMP, twin, screw joints, 10 $\frac{1}{4}$ in., stainless steel each

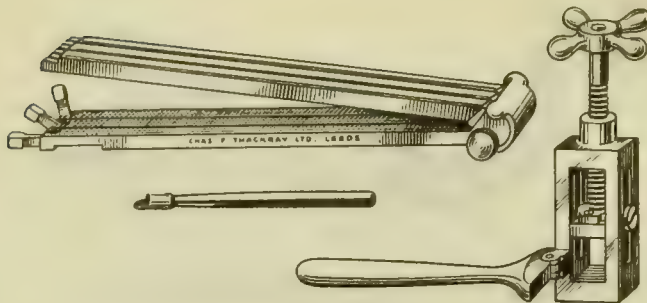


G1044

G1044 LANE'S STOMACH CLAMP, twin, curved-on-flat, box joints, 12 in., stainless steel each
 G1045 Ditto .. straight each

GENERAL OPERATION INSTRUMENTS

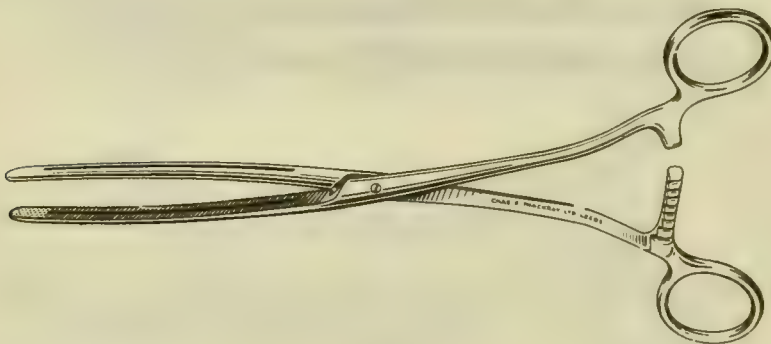
STOMACH



G1046

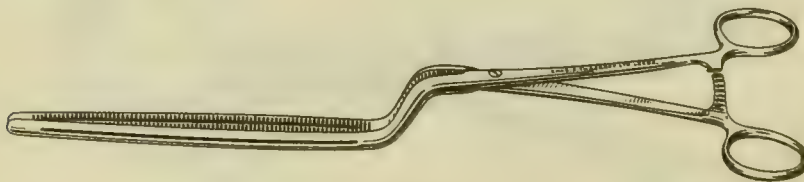
Cat. No.

G1046 de MARTEL'S STOMACH CLAMP, with tommy bar and three hinged segments, stainless steel, chromium plated holder each



G1047

G1047 MOYNIHAN'S STOMACH CLAMP, straight, screw joint, 11 in., with 4½ in. fenestrated blades, stainless steel each
 G1048 Ditto .. 12 in., with 5 in. blades each
 G1049 Ditto .. 13 in., with 5½ in. blades each

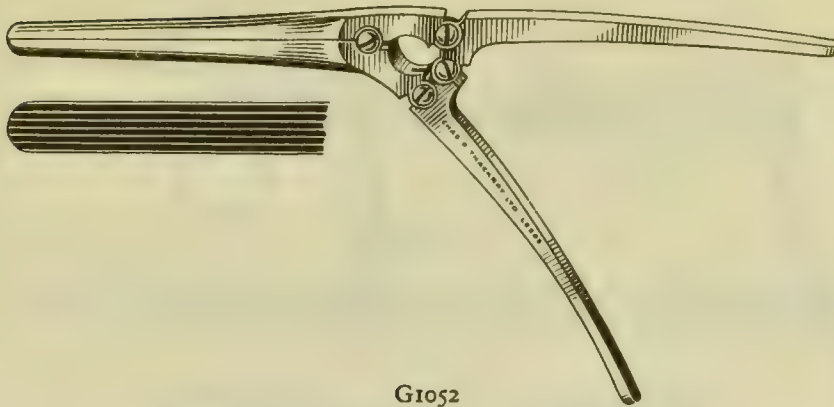


G1050

G1050 MOYNIHAN'S STOMACH CLAMP, screw joint, 13 in., cranked fenestrated blades, stainless steel each
 *G1051 Ditto .. curved-on-flat each

*Not illustrated

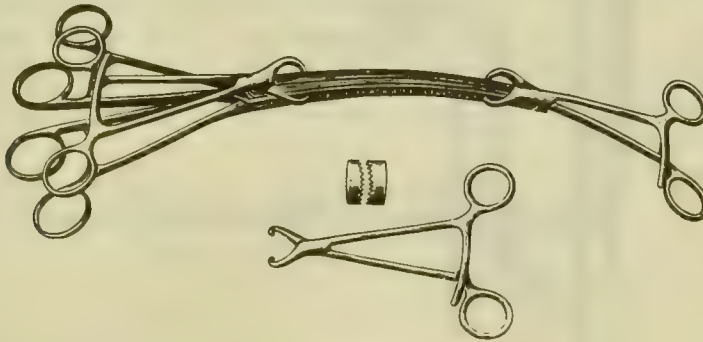
STOMACH



G1052

Cat. No.

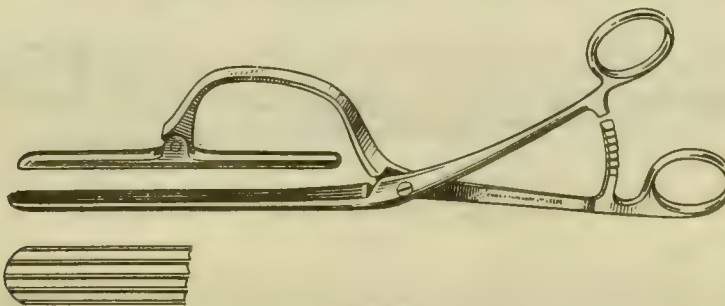
G1052 PAYR'S STOMACH CLAMP, multiple joints, 14 in., with 6 in. blades, stainless steel each



G1053

G1053 SWANSON'S STOMACH CLAMP, twin, curved-on-flat, box joints, 12 in., with two holding forceps, stainless steel complete

This instrument is a modification of Lane's with special hook type holding forceps to permit any thickness to be clamped and securely held. Both clamps can be used separately or as ordinary bowel clamps.

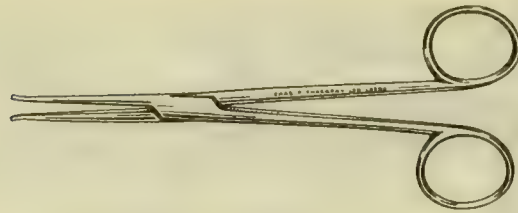


G1054

G1054 SOMERVELL'S STOMACH CLAMP, screw joint, 12½ in., stainless steel each
The upper blade is swivelled to provide uniform pressure.

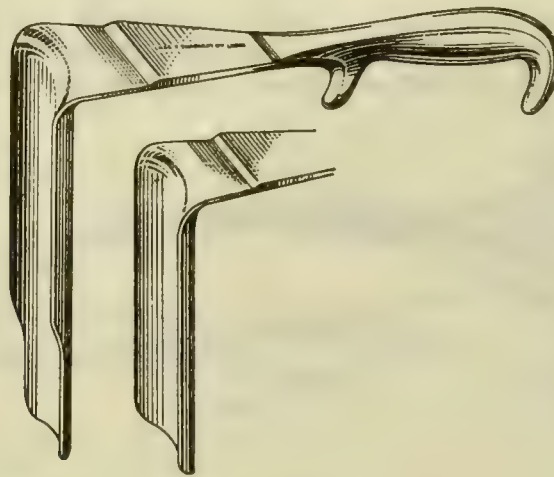
GENERAL OPERATION INSTRUMENTS

STOMACH AND ABDOMINAL



G1055

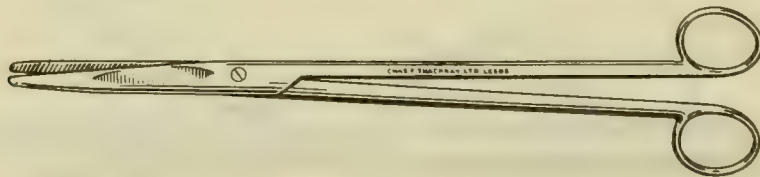
Cat. No.
G1055 DENIS BROWNE'S DILATING FORCEPS, box joint, 5 in., stainless steel, each
For dilating the pylorus in the surgical treatment of pyloric stenosis.



G1056

G1057

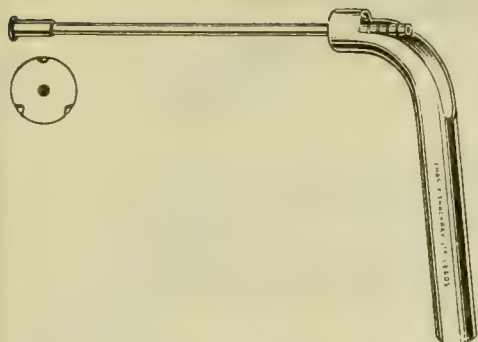
G1056 ST. MARK'S HOSPITAL PATTERN RETRACTOR, with chromium plated shaped hollow handle and stainless steel blade, 7 in. deep by $2\frac{3}{8}$ in. wide, shaped at end each
G1057 Ditto .. blade 5 in. deep by $2\frac{3}{8}$ in. wide each
For use in the abdomino-perineal operation for excision of the rectum.



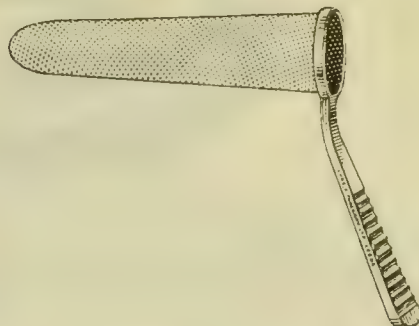
G1058

G1058 ABEL'S ABDOMINO-PERINEAL SCISSORS, straight, with blunt points and chamfered blades, $12\frac{1}{2}$ in., stainless steel each
NOTE.—Modified Lacey's Retractor with two abdominal blades only, for abdomino-perineal excision of the rectum, as used at The General Infirmary at Leeds, see page G91. General Retractors: see pages G76-G93.

ABDOMINAL




G1059




G1060

- Cat. No.
- G1059 DENIS BROWNE'S SUCTION TUBE, chromium plated each
The large bore metal tube attached to the tubing mount provides reinforcement for rubber tubing to prevent kinking and also serves as a handle.
- G1060 DENIS BROWNE'S SUMP, chromium plated each
For evacuation of fluid from the abdominal cavity. Any suction tube (metal or rubber) with an open end can be used, as the perforations on the sump permit continuous filtering of fluid and prevent blockage of the suction tube by bowel, etc.



G1061

- G1061 SIMPSON-SMITH'S SUCTION TUBE, with thumb-button control, detachable inner suction tube and perforated sheath 31 French Catheter Gauge, chromium plated each

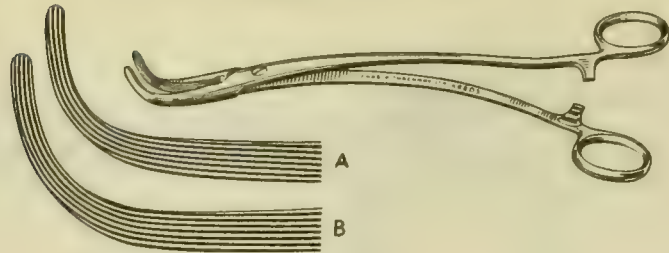


G1062

- G1062 WHEELER'S OR POOLE'S SUCTION TUBE, detachable inner suction tube, with straight tubing mount and perforated sheath 29 French Catheter Gauge, chromium plated each
- G1063 Ditto .. with curved mount each


GENERAL OPERATION INSTRUMENTS

GALL BLADDER



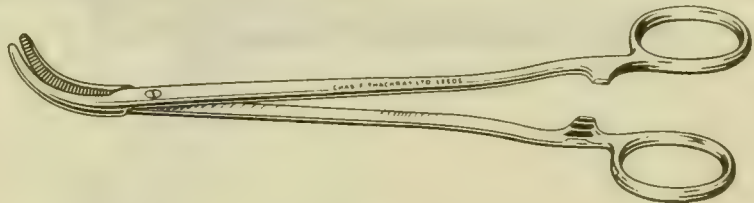
G1064

Cat No. G1064 GEARY GRANT'S CHOLECYSTECTOMY FORCEPS, two curves: A and B, nesting together, screw joint, 9 in., stainless steel each



G1065

G1065 GRAY'S CHOLECYSTECTOMY FORCEPS, two curves: A and B, nesting together, screw joint, 9 in., stainless steel each



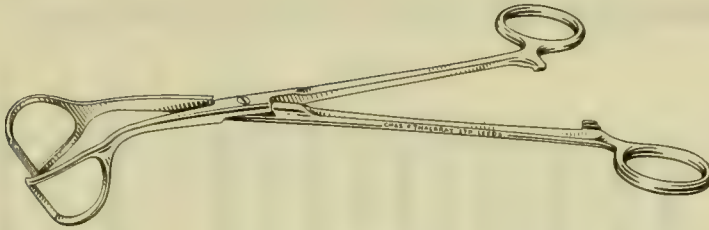
G1066

†G1066 MOYNIHAN'S CHOLECYSTECTOMY FORCEPS, curved-on-flat, screw joint, 8½ in., stainless steel each
 †Also available with Box Joint—see page AD856



G1067


G1067 TURNER WARWICK'S CHOLECYSTECTOMY FORCEPS, curved-on-flat, screw joint, 7¾ in., stainless steel each
 The jaws of these forceps nest inside those of Fig. G1066.



G1068

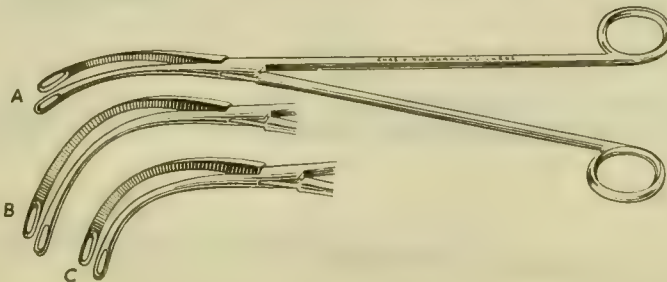
Cat. No

G1068 MOUAT'S GALL BLADDER HOLDING FORCEPS, screw joint, 8½ in., stainless steel each



G1069

G1069 DESJARDINS' GALL STONE FORCEPS, screw joint, 8¾ in., stainless steel, each
These forceps are also used for renal calculi, see page G185.

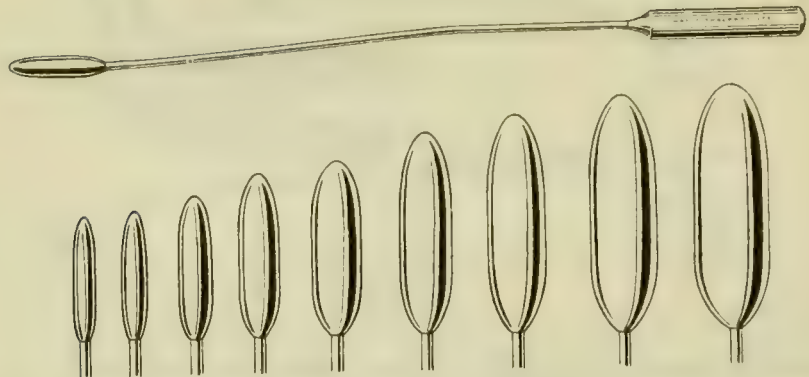


G1070

G1070 MAINGOT'S GALL STONE FORCEPS, three shapes: A, B and C, box joints, stainless steel each

GENERAL OPERATION INSTRUMENTS

GALL BLADDER



G1071


Cat. No.

G1071 BAKES' DILATORS, for the common bile duct, set of nine: 3 mm. to 11 mm. diameter of head, malleable shaft, chromium plated per set




G1072

G1072 MAINGOT'S DILATORS, for the common bile duct, double-ended, set of three: 3 mm. and 4 mm., 5 mm. and 6 mm., 7 mm. and 8 mm. diameter of head, malleable shaft, chromium plated per set



G1073

G1073 DESJARDINS' GALL STONE PROBES, three sizes: 5 mm., 6 mm. and 7 mm. diameter of head, flexible spring shaft, stainless steel each




G1074

G1074 MAYO'S (or Fenger's) GALL STONE PROBE, flexible spiral shaft, with stilette, nickel-silver, silver plated each

GENERAL OPERATION INSTRUMENTS


GALL BLADDER



G1075

Cat. No.

G1075 MOYNIHAN'S GALL STONE PROBE and SCOOP, malleable pewter, each




G1076

G1076 CHEATLE'S GALL STONE SCOOP and HOOK, rigid, stainless steel, each




G1077

G1077 DESJARDINS' GALL STONE SCOOPS, three sizes: 5 mm., 6 mm. and 7 mm. diameter of head, flexible spring shaft, stainless steel each



G1078

G1078 MAYO'S GALL STONE SCOOP, malleable shaft, chromium plated each




G1079

G1079 MOYNIHAN'S GALL STONE SCOOP, double-ended, rigid, stainless steel, each

GENERAL OPERATION INSTRUMENTS


GALL BLADDER



G1080

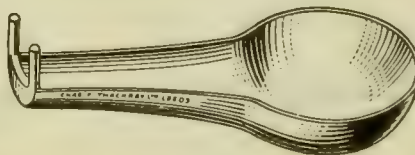
Cat. No.

G1080 SAINT'S GALL BLADDER RETRACTOR, stainless steel, chromium plated
 hollow handle each




G1081

G1081 MOORE'S BILE SPOON, chromium plated each



G1082

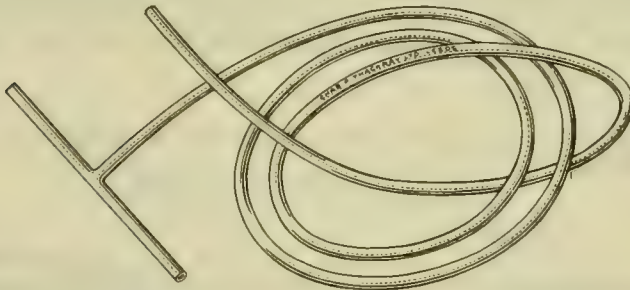
G1082 UPCOTT'S BILE TRAY, chromium plated each



G1083

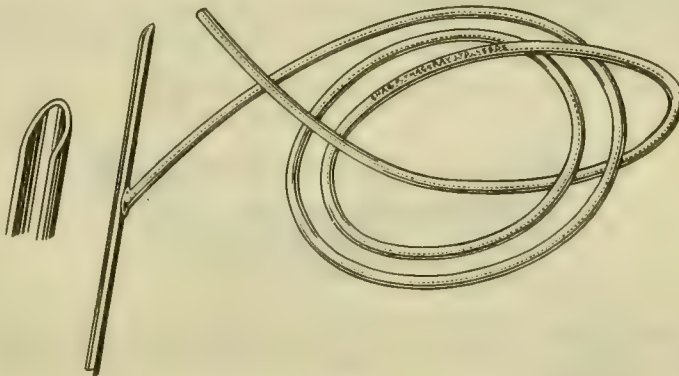
Cat. No.

G1083 OCHSNER'S GALL BLADDER TROCAR, three sizes: 9, 14 and 20 French Catheter Gauge, stainless steel trocar, chromium plated cannula, side-branch and protective cap each



G1084

G1084 KEHR'S T-TUBE, for drainage of the common bile duct, rubber, six sizes: 6, 8, 10, 12, 14 and 16 English Catheter Gauge each

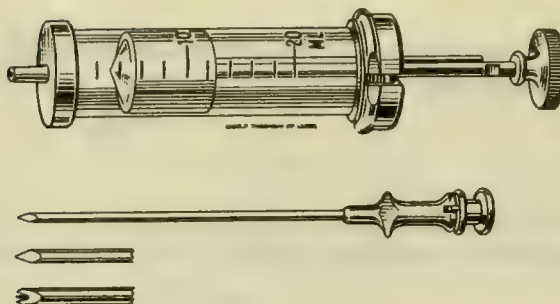


G1085

G1085 MAINGOT'S Modified KEHR'S T-TUBE, for drainage of the common bile duct, rubber, six sizes: 6, 8, 10, 12, 14 and 16 English Catheter Gauge each
The transverse tube is split and set at an oblique angle.

GENERAL OPERATION INSTRUMENTS


LIVER



G1086


Cat. No.

- G1086 FREEDMAN AND FRANSEEN'S LIVER BIOPSY SET, consisting of: 20 ml. syringe with Luer fitting nozzle, stainless steel trocar and curting-edged cannula, 3½ in. long by 2.5 mm. diameter, with Luer fitting Mount, in nickel plated case, complete
- G1087 Trocar and Cannula only each
- G1088 Syringe only each
- The syringe has a special twist-lock piston rod which will fix the piston at any desired position along the barrel.*



G1089

- G1089 SHERLOCK'S LIVER BIOPSY TROCAR and CANNULA, stainless steel sharp-edged cannula, 6 in. long by 1.5 mm. diameter, Record fitting; stainless steel trocar and chromium plated handle each
- G1090 Luer to Record Adaptor for above each




G1091

- G1091 SILVERMAN'S LIVER BIOPSY NEEDLE, consisting of: outer needle 3 3/8 in. long by 13 B.W.G. (2.40 mm.), obturator and split inner needle, stainless steel, Record or Luer fitting each
- G1092 Ditto .. children's size: 2 3/8 in. long by 14 B.W.G. (2.10 mm.) each
- The obturator is used with the outer needle for initial introduction, and then replaced by the split inner needle which is rotated to cut a specimen of liver.*

NOTE.—Liver Retractors: Deaver's and Kelly's, see pages G77 and G81.

KIDNEY

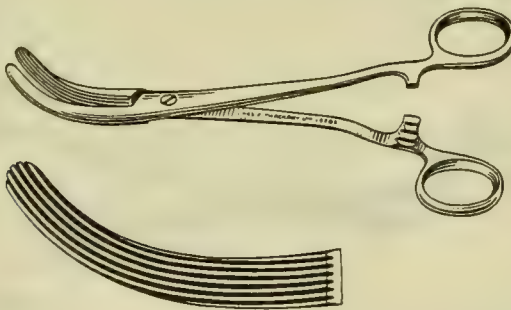


G1093

Cat. No.

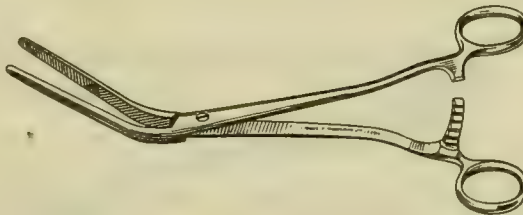
G1093 NEWMAN'S KIDNEY CUSHION, inflatable, consisting of three rubber cylinders, each 18 in. long by 3 in. diameter and fitted with valves each

*G1094 Hand Pump for inflating above each



G1095

G1095 GALBRAITH'S modified WADE'S KIDNEY PEDICLE CLAMP, curved-on-flat, screw joint, 8 $\frac{3}{4}$ in., stainless steel each



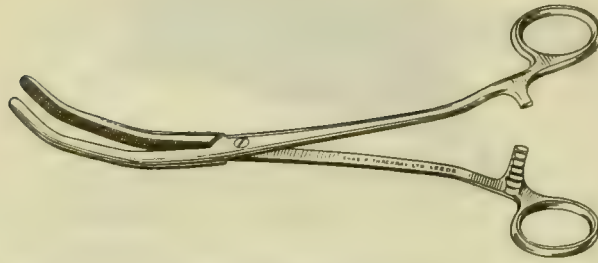
G1096

G1096 IRWIN'S KIDNEY PEDICLE CLAMP, angled-on-flat, with two-way oblique serrations on jaws, screw joint, 9 $\frac{1}{2}$ in., stainless steel each

**Not illustrated*

GENERAL OPERATION INSTRUMENTS

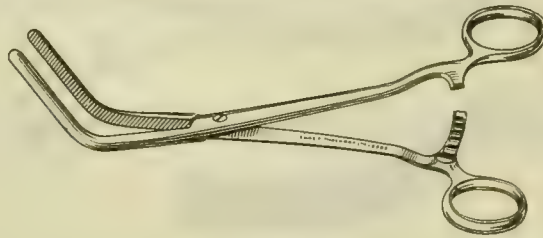
KIDNEY



G1097

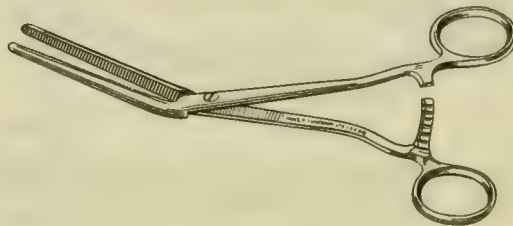
Cat. No.

G1097 MAYO CLINIC PATTERN (modified Herrick's) KIDNEY PEDICLE CLAMP, with double-angulated jaws, screw joint, $9\frac{3}{4}$ in., stainless steel each



G1098

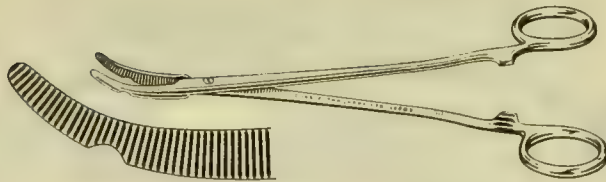
G1098 ST. PETER'S HOSPITAL PATTERN KIDNEY PEDICLE CLAMP, angled-on-flat, screw joint, $8\frac{1}{2}$ in., stainless steel each



G1099

G1099 THOMSON-WALKER'S KIDNEY PEDICLE CLAMP, angled-on-flat, screw joint, 8 in., stainless steel each

KIDNEY



G1100

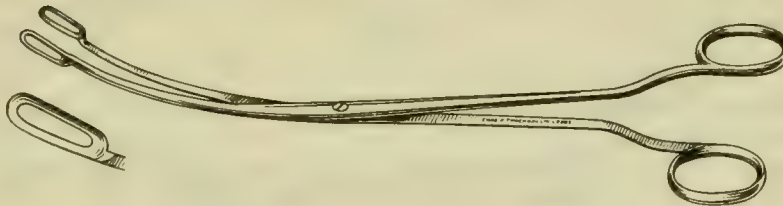
Cat. No.

G1100 WADE'S KIDNEY PEDICLE CLAMP, curved-on-flat, screw joint, $8\frac{3}{4}$ in., stainless steel each



G1101

G1101 WINSBURY WHITE'S KIDNEY PEDICLE NEEDLE, stainless steel each



G1102

G1102 DESJARDINS' RENAL CALCULI FORCEPS, screw joint, $8\frac{3}{4}$ in., stainless steel each

These forceps are also used for gall stones, see page G177.

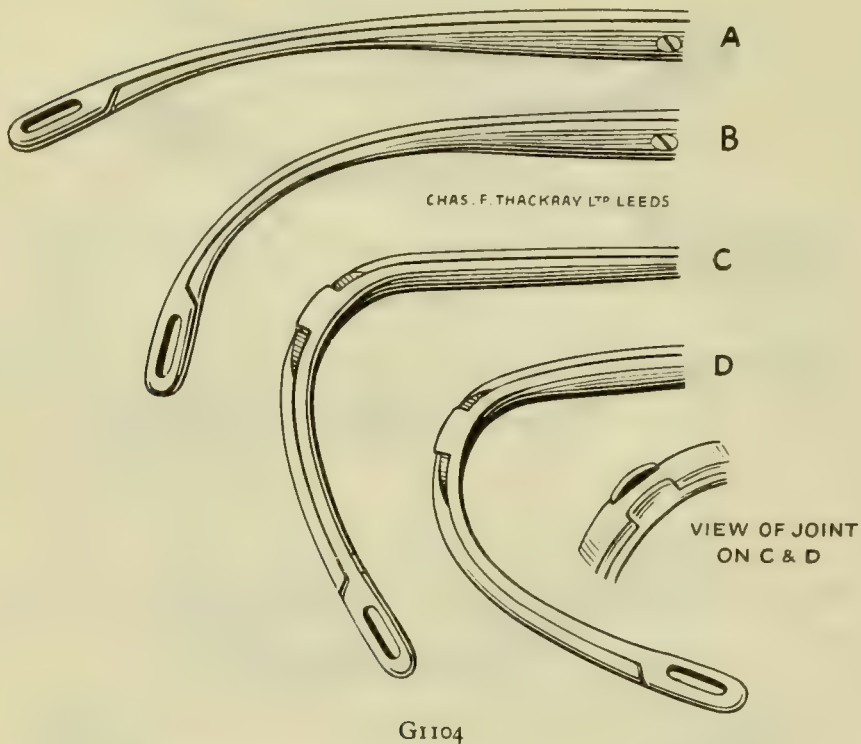


G1103

G1103 MORSON'S RENAL CALCULI FORCEPS, curved-on-flat, box joint, $8\frac{1}{4}$ in., stainless steel each

GENERAL OPERATION INSTRUMENTS

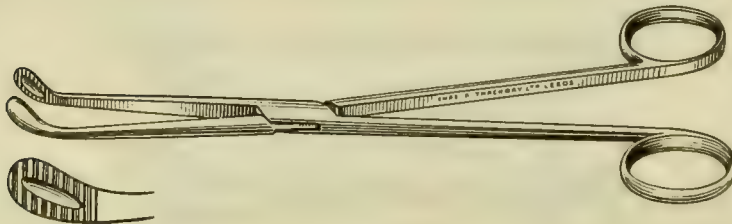
KIDNEY



G1104

Cat. No.

G1104 RANDAL'S RENAL CALCULI FORCEPS, four shapes: A, B, C and D, stainless steel each
 Shapes A and B are fitted with screw joint. C and D have a special joint at the apex of the curve which prevents over-dilatation of the tissues when the jaws are opened.



G1105

G1105 THOMSON-WALKER'S RENAL CALCULI FORCEPS, curved-on-flat, box joint, 8 in., stainless steel each

KIDNEY




G1106

Cat. No.

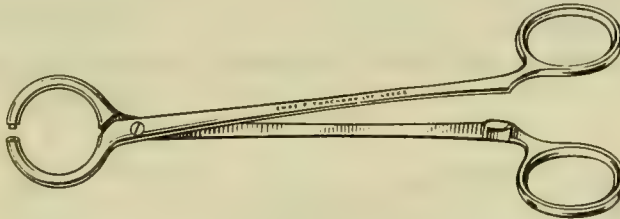
G1106 PYRAH'S RENAL ARTERY FORCEPS, three lengths: 1½ in., 1¼ in. and 1 in., cross-action, stainless steel each

These forceps are a modification of Dieffenbach's and are used to clamp the renal artery, vein and pedicle, during partial nephrectomy.




G1107

G1107 FULLERTON'S URETER HOLDING FORCEPS, box joint, 8 in., stainless steel each



G1108

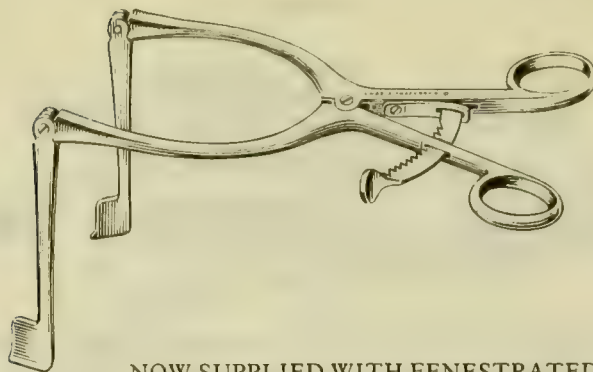
G1108 ALY IBRAHIM'S URETER HOLDING FORCEPS, screw joint, 7 in., stainless steel each



G1109

G1109 THOMSON-WALKER'S SCOOP, for ureteral stones, malleable, 10 in., silver plated each

UROLOGICAL INSTRUMENTS



NOW SUPPLIED WITH FENESTRATED BLADES.

188-6038

Cat. No.

188-6038

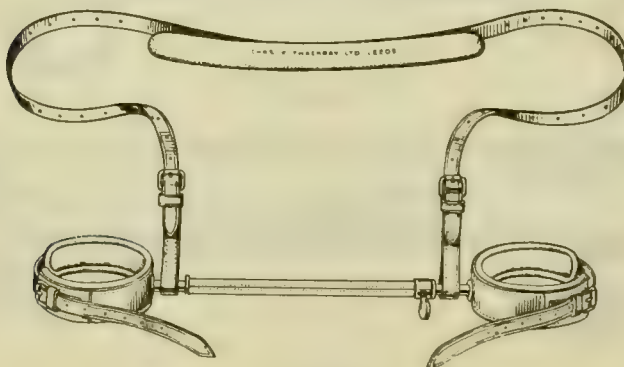
MACKELVIE'S PROSTATECTOMY RETRACTOR, self-retaining with hinged arms, stainless steel. Length of hinged arms $4\frac{3}{8}$ " (111 mm)

Mr. A. A. MacKelvie, M.D., F.R.C.S.Ed., F.R.C.S.Glasg., Consultant Surgeon and Urologist, Stirling Royal Infirmary and Falkirk Royal Infirmary, writes :—

" In prostatectomy a clear view of the cavity after removal of the adenoma, is of considerable advantage, and the above retractor was designed for this purpose.

" It facilitates haemostasis, removal of tags, resection of an adequate posterior bladder neck wedge and any other steps one might consider necessary, in completing the operation.

" This instrument can be used in either a standard Millin retropubic operation with a transverse incision in the prostatic capsule, a retropubic operation with a vertical prostatic capsular incision or a transvesical prostatectomy."



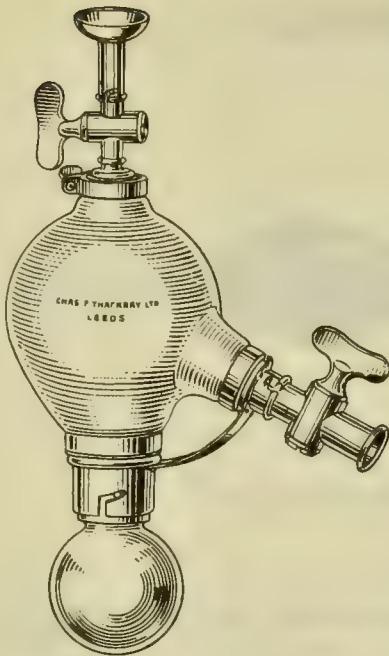
U1111

U1111 CLOVER'S CRUTCH, leather, with adjustable bar

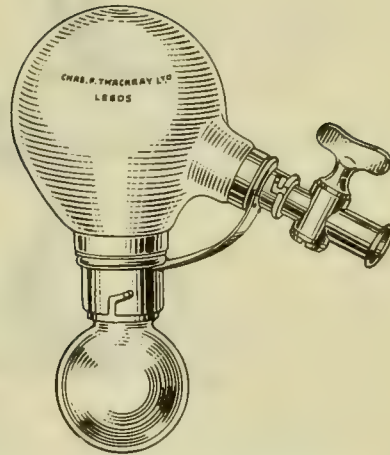
..

..

each




U1112



U1113

Cat. No.

- | | | | | | | | | |
|-------|--|----|----|----|----|----|----|------|
| U1112 | BIGELOW'S EVACUATOR, consisting of: glass receptacle, rubber ball and chromium plated fittings | .. | .. | .. | .. | .. | .. | each |
| U1113 | FREYER'S EVACUATOR, consisting of: glass receptacle, rubber ball and chromium plated fittings | .. | .. | .. | .. | .. | .. | each |

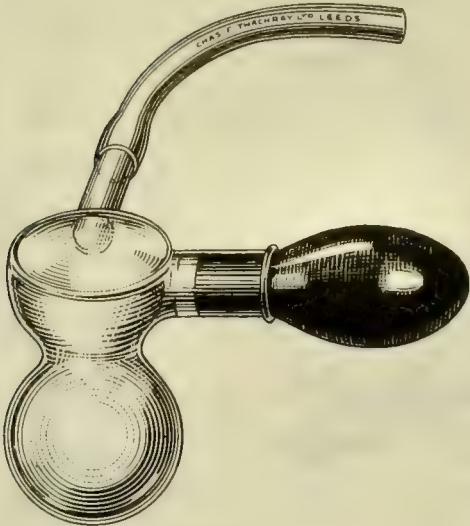


U1114

- | | | | | | | | | |
|-------|--|----|----|----|----|----|----|------|
| U1114 | EVACUATION CATHETER, curved, complete with obturator, sizes: 5 to 18 English Catheter Gauge, chromium plated | .. | .. | .. | .. | .. | .. | each |
| U1115 | Ditto .. straight | .. | .. | .. | .. | .. | .. | each |

NOTE.—Catheter Gauges: page U194.

UROLOGICAL INSTRUMENTS

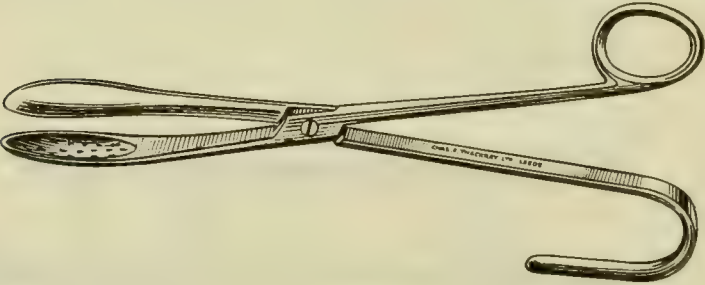


U1116

Cat. No.


- U1116 ELLIK'S EVACUATOR, consisting of : glass receptacle, rubber ball and rubber tube each
- U1117 Spare Glass Receptacles each

The hour glass construction of the receptacle creates a whirling action of the water and resected tissue or crushed stone is trapped in the lower half of the receiver. In use the rubber tube is connected to the metal adapter of resectoscope or evacuation catheter.



U1119

- U1118 LITHOTOMY FORCEPS, straight, screw joint, 7 in., stainless steel each
- U1119 Ditto .. 8 in. each
- U1120 Ditto .. curved-on-flat, 7 in. each
- U1121 Ditto .. 8 in. each



U1122

Cat. No.

U1122 FERGUSSON'S STAFF, male, with grooved shaft, three sizes : 8, 10 and 12 English Catheter Gauge, stainless steel each



U1123

U1123 BLADDER SOUND, five sizes : 4, 6, 8, 10 and 12 English Catheter Gauge, stainless steel each



U1124

U1124 CLUTTON'S BLADDER SOUND, with bulbous end, five sizes : 4, 6, 8, 10 and 12 English Catheter Gauge, stainless steel each



U1125

U1125 FERGUSSON'S BLADDER SOUND, five sizes : 4, 6, 8, 10 and 12 English Catheter Gauge, stainless steel each

NOTE.—Catheter Gauges: page U194.

UROLOGICAL INSTRUMENTS



U1126

Cat. No.

U1126 **MERCIER'S BLADDER SOUND**, with bulbous end, five sizes : 4, 6, 8, 10 and 12 English Catheter Gauge, stainless steel each



U1127


U1127 **THOMPSON'S BLADDER SOUND**, with flattened end, four sizes : 4, 6, 8 and 10 English Catheter Gauge, stainless steel each



U1128

U1128 **BUCKSTON BROWNE'S BOUGIE**, tapered, twelve sizes : 4/7, 5/8, 6/9, 7/10, 8/11, 9/12, 10/13, 11/14, 12/15, 13/16, 14/17 and 15/18 English Catheter Gauge, stainless steel each

U1129 Ditto .. set of twelve in polished wood case per set



U1130

U1130 **CLUTTON'S BOUGIE**, tapered, twelve sizes : 6/10, 8/12, 10/14, 12/16, 14/18, 16/20, 18/22, 20/24, 22/26, 24/28, 26/30 and 28/32 French Catheter Gauge, stainless steel each

U1131 Ditto .. set of twelve in polished wood case per set

*U1132 **ASHTON MILLER'S modified CLUTTON'S BOUGIE**, for children, ten sizes : 4/8, 6/10, 8/12, 10/14, 12/16, 14/18, 16/20, 18/22, 20/24 and 22/26 French Catheter Gauge, stainless steel each

U1132A Ditto .. set of ten in polished wood case per set

*Not illustrated

NOTE.—Catheter Gauges: page U194.




U1133

Cat. No.

U1133 GUYON'S BOUGIE, twelve sizes : 14 to 25 French Catheter Gauge, stainless steel each

U1134 Ditto .. set of twelve in polished wood case per set



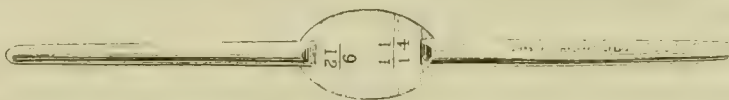
U1135

U1135 LISTER'S BOUGIE, tapered, with bulbous end, twelve sizes : 00/1, 0/2, 1/3, 1/4, 2/5, 3/6, 4/7, 5/8, 6/9, 7/10, 8/11 and 9/12 English Catheter Gauge, stainless steel, each

U1136 Ditto .. six sizes : 10/13, 11/14, 12/15, 13/16, 14/17 and 15/18 .. each

U1137 Ditto .. set of twelve sizes : 0/2 to 10/13 in polished wood case .. per set

U1138 Ditto .. set of twelve sizes : 2/5 to 13/16 in polished wood case .. per set



U1139

U1139 CANNY RYALL'S BOUGIE, metal, tapered, double-ended, five sizes: 1/4 by 3/6, 5/8 by 7/10, 9/12 by 11/14, 13/16 by 15/18 and 17/20 by 19/22 English Catheter Gauge, stainless steel each

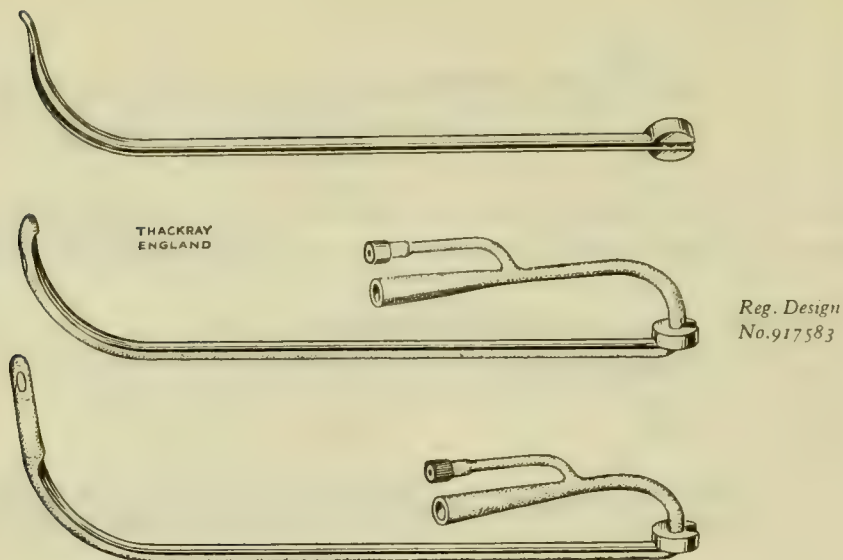


U1140

U1140 WYNDHAM POWELL'S BOUGIE, anterior urethral, eighteen sizes : 15 to 32 French Catheter Gauge, stainless steel each

NOTE.—Catheter Gauges: page U194.

UROLOGICAL INSTRUMENTS



194-6482

Cat. No. 'MARYFIELD' PATTERN FOLEY'S CATHETER INTRODUCER, curved, large size, 194-6482 stainless steel, for 24 or 26 F.C.C. catheters.

Cat. No. 'MARYFIELD' PATTERN FOLEY'S CATHETER INTRODUCER, curved, medium size, for 16 or 18 F.C.G. catheters. 194-6483

Mr Walter Campbell, V.R.D., Ch.M., F.R.C.S.(Eng.), F.R.C.S.(Ed.), Consultant Surgeon at Maryfield Hospital, Dundee, and Mr Gavin Douglas, M.B., Ch.B., write:

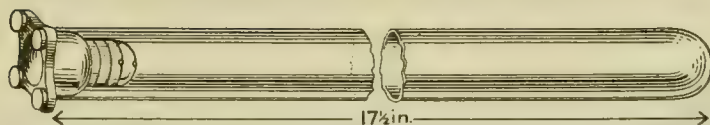
'For several years now we have been using a Foley's catheter introducer which we designed to allow a delicate "no touch" technique in the passage of this useful catheter.

'Essentially the introducer is a metal tube, shaped like a bougie whose convex wall has been removed. The tip is offset and pointed for insertion in the terminal catheter aperture. The catheter lies in the deeply grooved convexity of the instrument and is fixed in slight tension at the proximal end by some form of clamp. The whole thing is like a rubber tyre in a wheel rim. The catheter can be mounted without being touched, and if only the proximal end of the carrier is held, it and the catheter can be inserted into the bladder without either being soiled by the operator. Insertion is well controlled and usually easy. The bag of the catheter is then inflated and the carrier gently withdrawn leaving the catheter in situ.

'Preferably, and generally quite satisfactorily, the tip of the carrier can be inserted into a small hole made in the side of the catheter just proximal to the bag. When mounted, this produces a combination whose distal part is flexible. This has the advantages of good control and also the delicacy and flexibility of a soft rubber catheter.

'The instrument is equally suitable for males and females and we believe should always be used when passing these catheters, as by doing so there is less risk of injury and sepsis.'

Vide "Lancet", January 30th 1965, page 253.



U1142


- Cat. No.
- U1142 HOLDER, for Catheters and Bougies, glass, with rubber bung and glass formalin container, 17½ in. long each
- U1143 Ditto .. non-inflammable, unbreakable, transparent plastic each
- U1144 Ditto .. metal, chromium plated each
- U1145 FORMALIN TABLETS, for above per 50

NOTE.—Spare bungs, Formalin containers and tubes available on request.



U1146

- U1146 CATHETER, CYLINDRICAL, black, gum-elastic, sizes: 1 to 18 English Catheter Gauge each
- U1147 Ditto .. Boilable, white, sizes: 1 to 18 English Catheter Gauge each
- U1147A Ditto .. Greytex Terylene, sizes: 1 to 18 English Catheter Gauge each



U1148

- U1148 CATHETER, OLIVARY TIP, black, gum-elastic, sizes: 1 to 18 English Catheter Gauge each
- U1149 Ditto .. Boilable, white, sizes: 1 to 18 English Catheter Gauge each
- U1149A Ditto .. Greytex Terylene, sizes: 1 to 18 English Catheter Gauge each



U1150

- U1150 CATHETER, COUDÉE, cylindrical, black, gum-elastic, sizes: 1 to 18 English Catheter Gauge each
- U1151 Ditto .. Boilable, white, sizes: 1 to 18 English Catheter Gauge each
- U1151A Ditto .. Greytex Terylene, sizes: 1 to 18 English Catheter Gauge each

NOTE.—Catheter Gauges: page U194.


UROLOGICAL INSTRUMENTS



U1152


Cat. No.

- | | | | | | | | | | | |
|--------|--|----|----|----|----|----|----|----|----|------|
| U1152 | CATHETER, BI-COUDÉE, cylindrical, black, gum-elastic, sizes : 1 to 18 English Catheter Gauge | .. | .. | .. | .. | .. | .. | .. | .. | each |
| U1153 | Ditto .. Boilable, white, sizes : 1 to 18 English Catheter Gauge | .. | .. | .. | .. | .. | .. | .. | .. | each |
| U1153A | Ditto .. Greytex Terylene, sizes : 1 to 18 English Catheter Gauge | .. | .. | .. | .. | .. | .. | .. | .. | each |



U1154


- | | | | | | | | | | | |
|--------|--|----|----|----|----|----|----|----|----|------|
| U1154 | HARRISON'S WHIP CATHETER, black, gum-elastic, sizes : 1 to 12 English Catheter Gauge | .. | .. | .. | .. | .. | .. | .. | .. | each |
| U1154A | Ditto .. Greytex Terylene, sizes : 1 to 12 English Catheter Gauge | .. | .. | .. | .. | .. | .. | .. | .. | each |



U1155


- | | | | | | | | | | | |
|--------|---|----|----|----|----|----|----|----|----|------|
| U1155 | CANNY RYALL'S WHIP CATHETER, woven nylon, gum-elastic, with screw-on fillet, sizes : 4 to 12 English Catheter Gauge | .. | .. | .. | .. | .. | .. | .. | .. | each |
| U1155A | Ditto .. Greytex Terylene, sizes : 4 to 12 English Catheter Gauge | .. | .. | .. | .. | .. | .. | .. | .. | each |
| U1156 | Spare Catheters for U1155 | .. | .. | .. | .. | .. | .. | .. | .. | each |
| U1156A | Spare Catheters for U1155A | .. | .. | .. | .. | .. | .. | .. | .. | each |
| U1157 | Spare Fillets for U1155 | .. | .. | .. | .. | .. | .. | .. | .. | each |
| U1157A | Spare Fillets for U1155A | .. | .. | .. | .. | .. | .. | .. | .. | each |

NOTE.—Catheter Gauges: page U194.




U1158

- Cat. No.
 U1158 BOUGIE, cylindrical, black, gum-elastic, sizes : 1 to 18 English Catheter Gauge, each
 U1159 Ditto .. Boilable, white, sizes : 1 to 18 English Catheter Gauge .. each
 U1159A Ditto .. Greytex Terylene, sizes: 1 to 18 English Catheter Gauge .. each




U1160

- U1160 BOUGIE, OLIVARY TIP, black, gum-elastic, sizes : 1 to 18 English Catheter Gauge .. each
 U1161 Ditto .. Boilable, white, sizes : 1 to 18 English Catheter Gauge .. each
 U1161A Ditto .. Greytex Terylene, sizes: 1 to 18 English Catheter Gauge .. each



U1162

- U1162 HARRISON'S WHIP BOUGIE, black, gum-elastic, sizes : 4 to 12 English Catheter Gauge .. each
 U1162A Ditto .. Greytex Terylene, sizes: 1 to 12 English Catheter Gauge .. each



U1163

- U1163 CANNY RYALL'S WHIP BOUGIE, woven Nylon, gum-elastic, with screw-on fillets, sizes : 4 to 12 English Catheter Gauge .. each
 U1163A Ditto .. Greytex Terylene, sizes: 4 to 12 English Catheter Gauge .. each
 U1164 Spare Bougies for U1163 each
 U1164A Spare Bougies for U1163A each
 U1165 Spare Fillets for U1163 each
 U1165A Spare Fillets for U1163A each

NOTE.—Catheter Gauges: page U194.

UROLOGICAL INSTRUMENTS



U1166


Cat. No.

U1166 NELATON'S CATHETER, cylindrical, with aseptic eye, soft rubber, sizes : 3 to 18 English Catheter Gauge each

NOTE.—*Sizes: 19–28 made to order.*

U1166A Ditto .. plastic, sizes: 6 to 36 French Catheter Gauge, even sizes only. Clear and orange X-ray opaque. Unsterile each

U1166B Ditto .. clear plastic, sizes: 3 to 18 English Catheter Gauge. Sterile dozen




U1167

U1167 HARRIS' CATHETER, cylindrical, with two ordinary eyes, soft rubber, sizes : 3 to 28 English Catheter Gauge each

U1167A Ditto .. plastic, sizes: 10 to 36 French Catheter Gauge, even sizes only. Clear and orange X-ray opaque. Unsterile each

U1167B Ditto .. clear plastic, sizes: 4 to 18 English Catheter Gauge. Sterile dozen



U1168

U1168 WHISTLE TIP CATHETER, cylindrical, with oblique terminal opening and two ordinary eyes, soft rubber, sizes : 3 to 28 English Catheter Gauge each

U1168A Ditto .. plastic, sizes: 10 to 36 French Catheter Gauge, even sizes only. Clear and orange X-ray opaque. Unsterile each

U1168B Ditto .. clear plastic, sizes: 4 to 18 English Catheter Gauge. Sterile dozen



U1169

U1169 TIEMANN'S OR MARSHALL'S CATHETER, tapered curved tip, aseptic eye, soft rubber, sizes : 7 to 12 English Catheter Gauge each


U1169A Ditto .. orange plastic, sizes: 12 to 26 French Catheter Gauge, even sizes only. Unsterile each

NOTE.—*Catheter Gauges: page U194.*



U1170

- Cat. No.
 U1170 FOLEY'S SELF-RETAINING CATHETER, with 5 c.c. capacity bag and two eyes, latex rubber, sizes: 10 to 30 French Catheter Gauge. Unsterile .. each
 U1170A Ditto .. sterile each



U1171

- U1171 FOLEY'S HÆMOSTATIC CATHETER with 30 c.c. capacity bag and two eyes, latex rubber, sizes: 14 to 30 French Catheter Gauge. Unsterile .. each
 U1171A Ditto .. sterile each



U1172

- U1172 FOLEY'S HÆMOSTATIC CATHETER with 100 c.c. capacity bag and two eyes, latex rubber, sizes : 20, 22, 24 and 26 French Catheter Gauge .. each
 U1173 Ditto .. with 200 c.c. capacity bag each

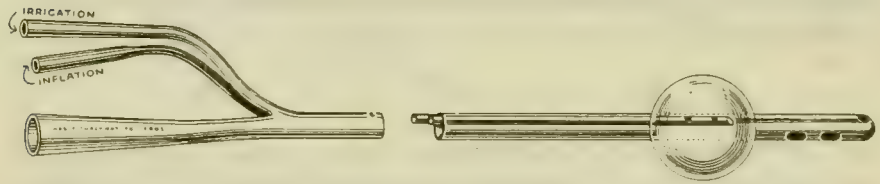
NOTE.—Special sizes of bags and gauges of Foley's catheters can be made to order; Catheter Gauges: page U194.



U1174

Cat. No.

- U1174 FOLEY-ALCOCK'S IRRIGATING CATHETER, with 30 c.c. capacity bag, whistle tip and two eyes, latex rubber, sizes: 16 to 30 French Catheter Gauge.
 Unsterile each
 U1174A Ditto .. sterile each



U1175

- U1175 FOLEY-OWEN'S IRRIGATING HAEMOSTATIC CATHETER, with 30 c.c. capacity bag and two eyes, latex rubber, sizes: 16 to 30 French Catheter Gauge.
 Unsterile each
 U1175A Ditto .. sterile each




U1176

- U1176 INTRODUCER, for Foley's Catheters, stainless steel each

NOTE.—Special sizes of bags and gauges of Foley's catheters can be made to order; Catheter Gauges: page U194.




U1177



U1178

Cat. No.

- | | | | | | | | |
|-------|--|----|----|----|----|----|------|
| U1177 | DOWSE'S CATHETER, self-retaining, with four-winged tip, soft rubber, sizes : | | | | | | |
| | 3-18 English Catheter Gauge | .. | .. | .. | .. | .. | each |
| U1178 | INTRODUCER for above, stainless steel | .. | .. | .. | .. | .. | each |



U1179




U1180

- | | | | | | | | |
|-------|---|----|----|----|----|----|------|
| U1179 | WINSBURY-WHITE'S CATHETER, self-retaining, soft rubber, sizes : | | | | | | |
| | 28, 30, 32 and 34 French Catheter Gauge | .. | .. | .. | .. | .. | each |
| U1180 | INTRODUCER for above, stainless steel | .. | .. | .. | .. | .. | each |


NOTE.—Catheter Gauges: page U194.

UROLOGICAL INSTRUMENTS




Cat. No.

- U1181 MALECOT'S CATHETER, self-retaining, angled, with two-winged tip, soft rubber, sizes: 12, 14, 16, 18, 20, 22, 24, 26, 28, 30, 32 and 34 French Catheter Gauge each
- *U1182 Ditto .. with four-winged tip: 16-34 each
- U1183 MALECOT'S CATHETER, self-retaining, straight, with two-winged tip, soft rubber sizes: 12, 14, 16, 18, 20, 22, 24, 26, 28, 30, 32 and 34 French Catheter Gauge each
- *U1184 Ditto .. with four-winged tip: 16-34 each



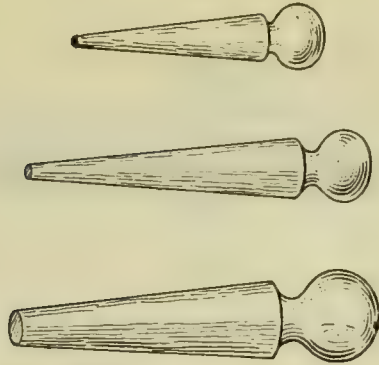
- U1185 PEZZER'S CATHETER, self-retaining, angled, soft rubber, sizes: 12, 14, 16, 18, 20, 22, 24, 26, 28, 30, 32, 34, 36, 38 and 40 French Catheter Gauge each
- U1186 PEZZER'S CATHETER, self-retaining, straight, soft rubber, sizes: 18, 20, 22, 24, 26, 28, 30, 32, 34, 36, 38 and 40 French Catheter Gauge each



- U1187 INTRODUCER for Malecot's and Pezzer's Catheters, stainless steel, two sizes: large and small each

*Not illustrated.

NOTE.—Catheter Gauges: page U194.



U1188


Cat. No.

U1188 CATHETER SPIGOT, boxwood, three sizes : small, medium and large each

U1188A CATHETER SPIGOT, plastic, one size only. Sterile each



U1189



U1191

U1189 INFLATION MOUNT, for Foley's Catheters, Record fitting, chromium plated each

U1190 Ditto .. Luer fitting each

U1191 INFLATION STOPCOCK, for Foley's Catheters, Record fitting, chromium plated each

U1192 Ditto .. Luer fitting each



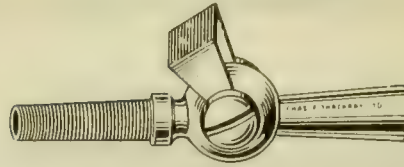
U1193

*U1193 CATHETER MOUNT, threaded for firm fit, Record fitting, chromium plated, each

U1194 Ditto .. Luer fitting each


**This is now being used extensively as an adaptor for a gastric aspiration tube in order that a Record or a Luer syringe can be fitted to the end to aspirate the stomach contents. Most people call it Tubbs' adaptor or catheter mount.*

UROLOGICAL INSTRUMENTS



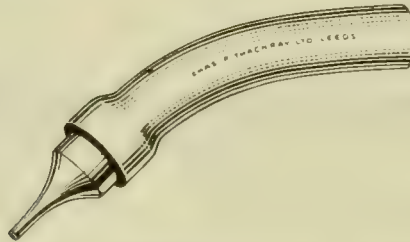
U1195

Cat. No.
U1195 MARION'S CATHETER STOPCOCK, chromium plated each



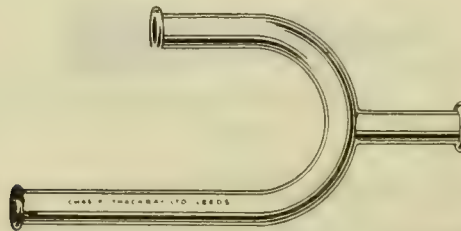
U1196

U1196 CANNY RYALL'S CATHETER STOPCOCK, chromium plated each



U1197

U1197 CORNER'S CATHETER WASHER, with chromium plated mount for funnel end
of catheter and rubber tube for attaching to water tap each



U1198

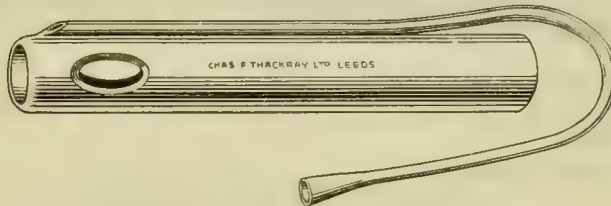
U1198 KIDD'S U-TUBE, for measuring intravesical pressure, chromium plated, each



U1199

Cat. No.

U1199 FREYER'S DRAINAGE TUBE, suprapubic, rubber, sizes: 12, 14, 16, 18, 20, 22, 24, 26, 28 and 30 mm. diameter each



U1200

U1200 MARION'S DRAINAGE TUBE, suprapubic, rubber, sizes: 14, 16, 18, 20, 22, 24, 26 and 28 mm. diameter each

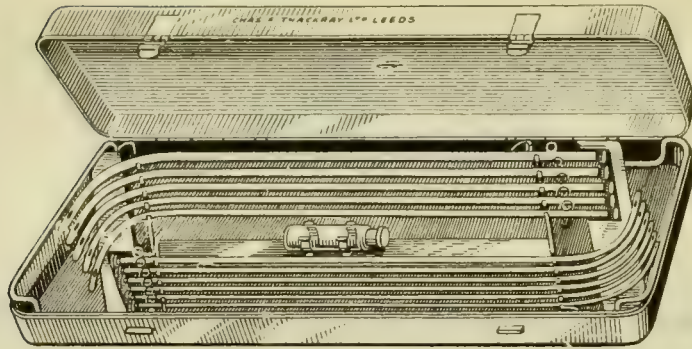


U1201

U1201 ANGLED PIECES, glass, to fit Freyer's and Marion's Tubes each

When ordering please state size of rubber tube.


UROLOGICAL INSTRUMENTS



U1202


Cat. No.

- U1202 CATHETER SET, consisting of: twelve silver plated cylindrical catheters (Fig. U1206), sizes 1 to 12 English Catheter Gauge, including one prostatic (Fig. U1207, size 10); and glass bottle for lubricant, in chromium plated case with lift-out rack per set
- U1203 Ditto .. in polished wood case per set
- U1204 Ditto .. set of six, sizes : 2, 4, 6, 8, 10 and 12, in nickel plated case with lift-out rack per set
- U1205 Ditto .. in polished wood case per set



U1206

U1206 CATHETER, cylindrical, silver plated, sizes : 1 to 15 English Catheter Gauge, each



U1207


U1207 PROSTATIC CATHETER, cylindrical, silver plated, sizes: 6 to 15 English Catheter Gauge each

NOTE.—Catheter Gauges: page U194.




U1208

Cat. No.
U1208 BLADDER SYRINGE, all metal, 4 oz. capacity, with washerless detachable nozzle, chromium plated each



U1209

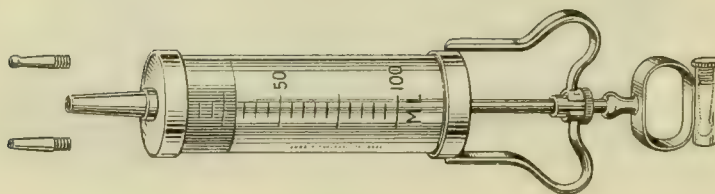
U1209 BARRINGTON'S BLADDER SYRINGE, all metal, 200 c.c. capacity, graduated piston rod, chromium plated each



U1210

U1210 RICHES' BLADDER SYRINGE, ward model, 4 oz. capacity, graduated piston rod, chromium plated, with glass barrel each

UROLOGICAL INSTRUMENTS



U1211

Cat. No.

U1211 JANET'S BLADDER SYRINGE, 100 c.c. capacity, graduated barrel, two detachable nozzles (one housed in tube fixed to piston ring), chromium plated, with glass barrel each



U1212

U1212 THOMSON-WALKER'S BLADDER SYRINGE, all metal, 8 oz. capacity, with bayonet fitting nozzle and graduated piston rod, chromium plated .. each



U1213

U1213 WARDILL'S BLADDER SYRINGE, all glass, 2 oz. capacity .. each



U1214

Cat. No.


| | | | | | | | |
|-------|--|-------|----|----|----|----|------|
| U1214 | BLADDER OR URETHRAL SYRINGE, 2 oz. capacity, consisting of : | glass | | | | | |
| | barrel and rubber bulb | .. | .. | .. | .. | .. | each |
| U1215 | Ditto .. 4 oz. capacity | .. | .. | .. | .. | .. | each |



U1221

| | | | | | | | |
|-------|--|----|----|----|----|----|------|
| U1219 | URETHRAL SYRINGE, all glass, ½ oz. capacity, with cotton plunger | | | | | | each |
| U1220 | Ditto .. 1 oz. capacity | .. | .. | .. | .. | .. | each |
| U1221 | Ditto .. 2 oz. capacity | .. | .. | .. | .. | .. | each |
| U1222 | Ditto .. 3 oz. capacity | .. | .. | .. | .. | .. | each |
| U1223 | Ditto .. 4 oz. capacity | .. | .. | .. | .. | .. | each |

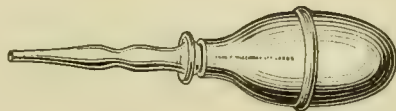
UROLOGICAL INSTRUMENTS



U1224

Cat. No.

U1224 URETHRAL SYRINGE, rubber, 2 oz. capacity each



U1225

U1225 RICHES' URETHRAL SYRINGE, 2 oz. capacity, consisting of : glass nozzle and rubber bulb each

For use with an indwelling catheter: the tapered nozzle is designed to give an airtight fit to the catheter funnel end.

Vide "Lancet", April 8th, 1950. Page 671.



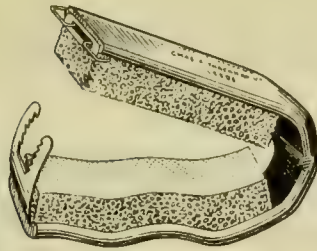
U1226

U1226 CANNY RYALL'S URETHRAL SYRINGE, 1/2 oz. capacity, consisting of : glass barrel and rubber bulb each

U1227 Ditto .. 1 oz. capacity each

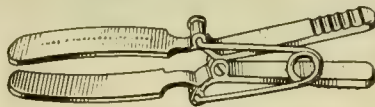
U1228 Ditto .. 1 1/2 oz. capacity each

U1229 Ditto .. 2 oz. capacity each



U1230

Cat. No.
U1230 CUNNINGHAM'S PENILE CLAMP, for incontinence of urine, as used by Millin, metal frame with sponge rubber pads and spring ratchet, four sizes: large and medium (for adults), small (for children), and extra small (for infants) . . . each
The lightweight metal frame can be shaped by hand to fit the size of penis and the sponge rubber pads allow firm pressure without impeding the circulation.



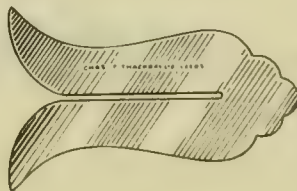
U1232

U1232 CANNY RYALL'S PENILE CLAMP, spring movement, stainless steel . . . each



U1233

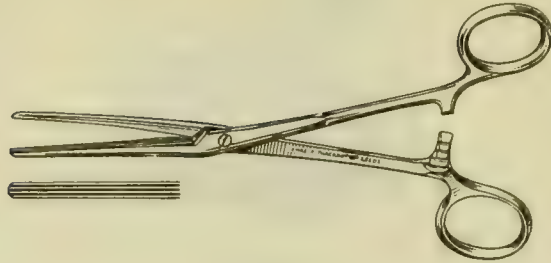
U1233 THOMSON-WALKER'S PENILE CLAMP, cross-action, stainless steel, . . . each



U1234

U1234 CIRCUMCISION SHIELD, stainless steel each

UROLOGICAL INSTRUMENTS



U1235

Cat. No.
U1235 PHYMOSIS FORCEPS, fine jaws, screw joint, 6 in., stainless steel .. each



U1236



U1236 RICORD'S PHYMOSIS FORCEPS, with fenestrated jaws, screw joint, 6½ in., stainless steel each



U1239



U1237




U1238

U1237 EGYPTIAN PATTERN PHYMOSIS CLAMP, adults' size, with conical probe, stainless steel each
 U1238 Ditto .. children's size each
 U1239 SCREWDRIVER for either of the above, stainless steel each



U1240

- Cat. No.
 U1240 JANET'S URETHRAL NOZZLE, glass each
 U1241 Ditto .. metal, nickel plated each



Cannula now
9 in. long

U1242


- †U1242 KNUTSSON'S URETHROGRAPHY CLAMP each

Provides the most satisfactory means of injecting the male urethra with radio-opaque media whilst allowing the operator to stand at a distance from the X-rays.

The clamp is light, watertight, comfortable for the patient, easily applied and removed in an instant by the release catch.

†*Latest improved pattern, as used at Bradford Royal Infirmary, made of aluminium and stainless steel, Luer-Lock fitting on cannula. Umbradil (Regd.) Viscous "U" (Astrapharm Ltd.) is the recommended contrast medium.*


Vide "Radiography," December 1957, Vol. XXIII, No. 276, pp. 316-324.



U1243

- U1243 URETHRAL FORCEPS, with 8 in. long shaft, stainless steel each

UROLOGICAL INSTRUMENTS




U1244

Cat. No.
U1244 TEALE'S GORGET, for Wheelhouse's Operation, stainless steel .. each



U1245

U1245 PERINEAL PROBE-DIRECTOR, for Wheelhouse's Operation, 6 in., stainless steel each




U1246

U1246 WHEELHOUSE'S STAFF, with grooved shaft, stainless steel each



U1247


U1247 WINSBURY-WHITE'S URETHRAL GUIDE, with two interchangeable ends, chromium plated each



U1248

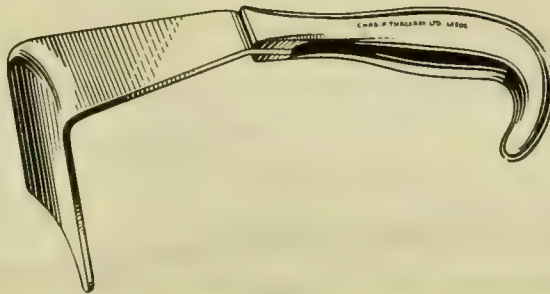
Cat. No.

U1248 WINSBURY-WHITE'S BLADDER NECK SPREADER, chromium plated, each
For use in perineal prostatectomy.



U1249

U1249 YOUNG'S PROSTATIC TRACTOR, stainless steel each
For use in perineal prostatectomy.

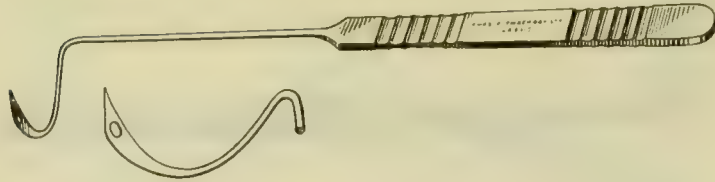


U1250

U1250 PROUST'S RETRACTOR, with chromium plated shaped solid handle and
stainless steel blade 2½ in. deep by 1¾ in. wide each

For retracting the rectum in perineal prostatectomy.

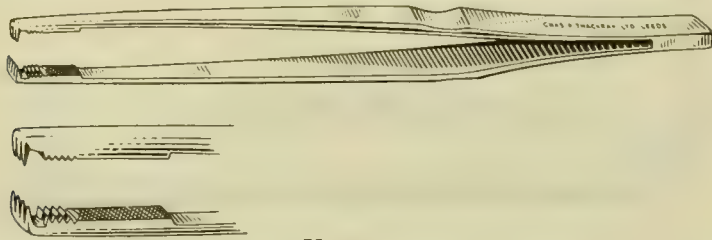
UROLOGICAL INSTRUMENTS



U1251


Cat. No.

U1251 THOMSON-WALKER'S BLADDER NEEDLE, malleable shaft, stainless steel each




U1252

U1252 MILES' DISSECTING FORCEPS, with three into four teeth, 10 in., stainless steel each



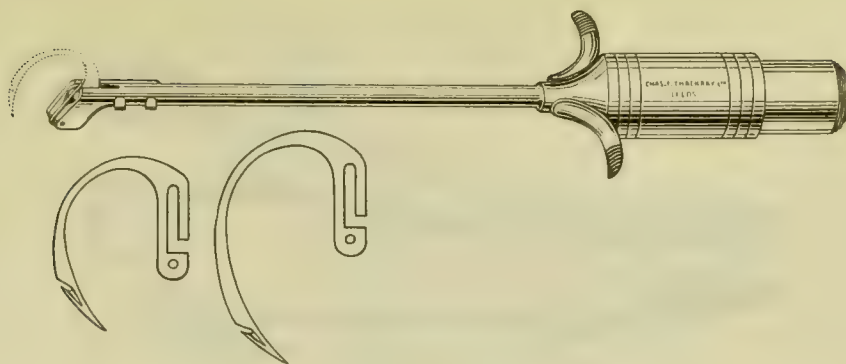
U1253

U1253 MILLIN'S DISSECTING FORCEPS, with three into four teeth, 9 in., stainless steel each



U1254

U1254 THOMSON-WALKER'S DISSECTING FORCEPS, one into two teeth, 7½ in., stainless steel each




U1255

Cat. No.

U1255 MILLIN'S BOOMERANG NEEDLE HOLDER, chromium plated, complete with one of each medium and large stainless steel needles each

U1256 Spare Needles, two sizes : medium and large, stainless steel each

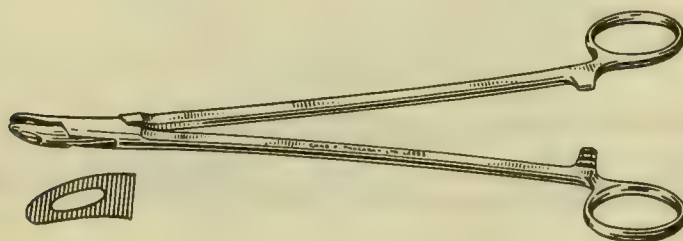


U1257

U1257 RICHES' BOOMERANG NEEDLE GUIDE, 11½ in., stainless steel, chromium plated handle each

The curve of the guide conforms to that of the boomerang needle. The inner surface has three grooves : the lateral ones for the needle and the centre one to allow for section of the pedicle. It is used mainly to pass beneath the inferior vesical vessels in total cystectomy, but has other obvious uses.

Vide the "Lancet", Jan. 10th, 1948. Page 68.

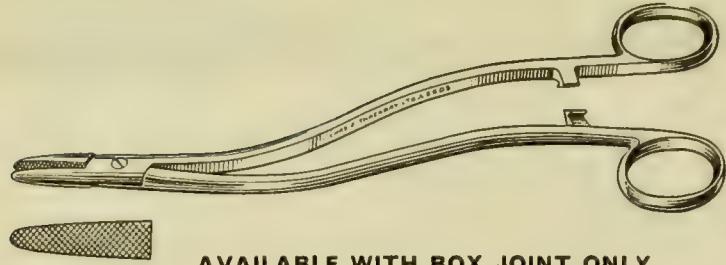


U1258

U1258 SWIFT JOLY'S NEEDLE HOLDER, with curved fenestrated jaws, box joint, 8¼ in., stainless steel each

U1259 Ditto .. 6½ in. (Metzenbaum's) each

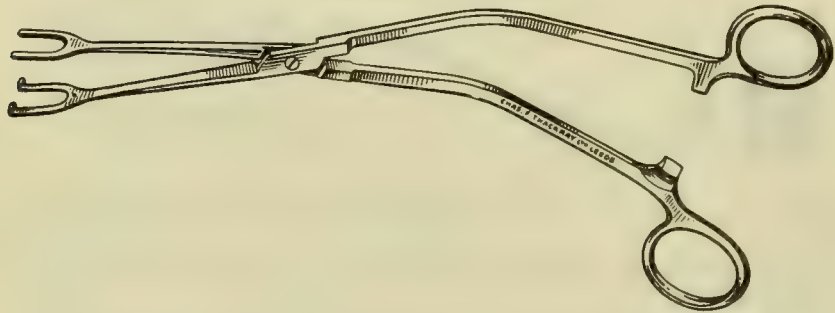
UROLOGICAL INSTRUMENTS



AVAILABLE WITH BOX JOINT ONLY

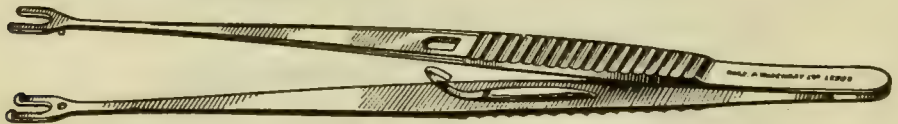
U1260

| | | | | | | | | | |
|----------|---|----|----|----|----|----|----|----|------|
| Cat. No. | | | | | | | | | |
| U1260 | THOMSON-WALKER'S NEEDLE HOLDER, screw joint, 8 in., stainless steel | .. | .. | .. | .. | .. | .. | .. | each |
| U1261 | Ditto .. box joint | .. | .. | .. | .. | .. | .. | .. | each |



U1262

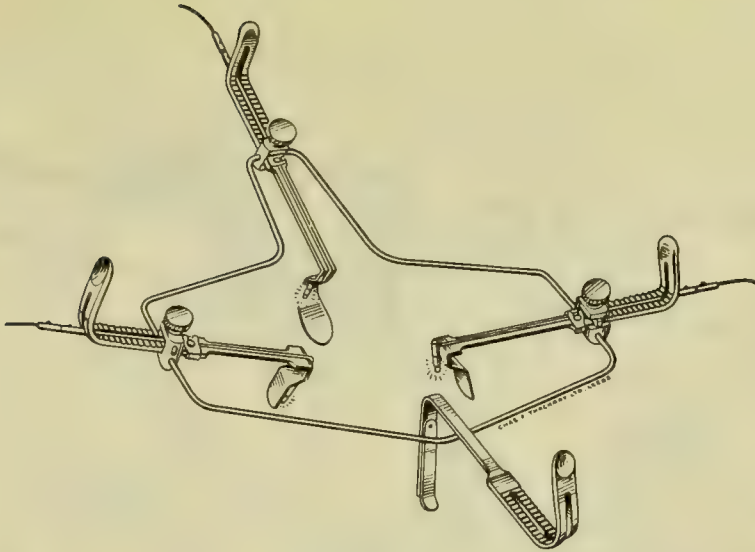
| | | | | | | | | | |
|-------|--|----|----|----|----|----|----|----|------|
| U1262 | MILLIN'S modified YOUNG'S LIGATURE HOLDING FORCEPS, screw joint, 9½ in., stainless steel | .. | .. | .. | .. | .. | .. | .. | each |
| U1263 | Ditto .. box joint | .. | .. | .. | .. | .. | .. | .. | each |



U1264

| | | | | | | | | | |
|-------|--|----|----|----|----|----|----|----|------|
| U1264 | RICHES' modified YOUNG'S LIGATURE HOLDING FORCEPS, 10 in., stainless steel | .. | .. | .. | .. | .. | .. | .. | each |
|-------|--|----|----|----|----|----|----|----|------|

Vide the "Lancet", Jan. 10th, 1948. Page 68.

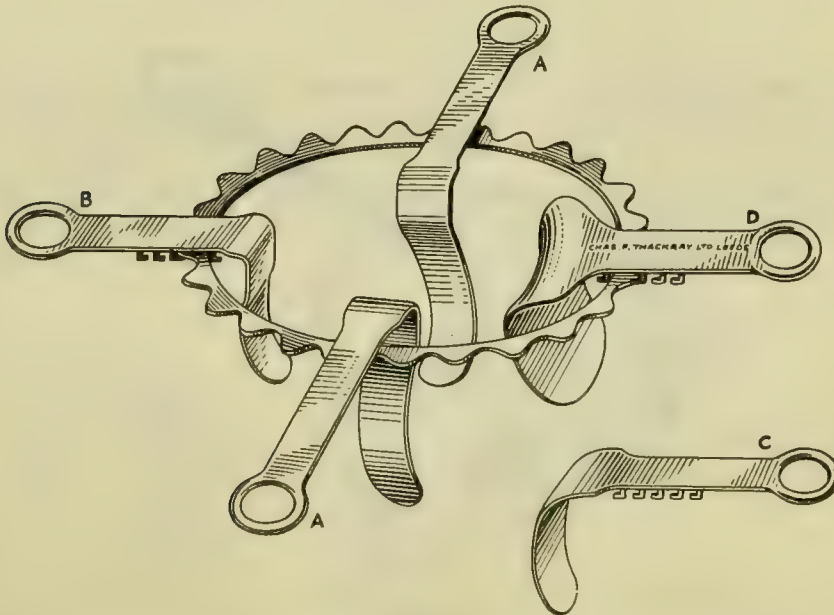


Cat. No.

U1265

U1265 HARRIS' BLADDER RETRACTOR, consisting of: frame to take-apart, stainless steel; three retractors (two 1 in. and one 1½ in. wide), stainless steel; one retractor ¾ in. wide fitted with sliding extension blade, stainless steel; three chromium plated clamps and three light carriers; complete with rubber covered cables and spare lamp each

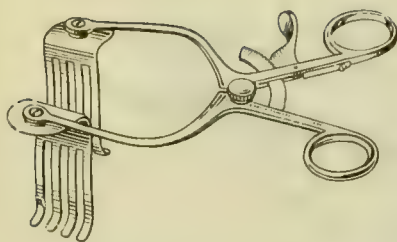
U1266 Spare Lamps for above, 3.5 volts each



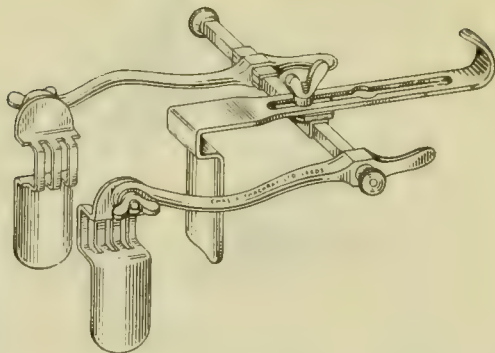
U1267

U1267 SWIFT JOLY-DENIS BROWNE'S BLADDER RETRACTOR, consisting of: sprocket frame, two retractors (A), one retractor (B), one retractor (C) and two retractors (D), stainless steel each

UROLOGICAL INSTRUMENTS



U1268

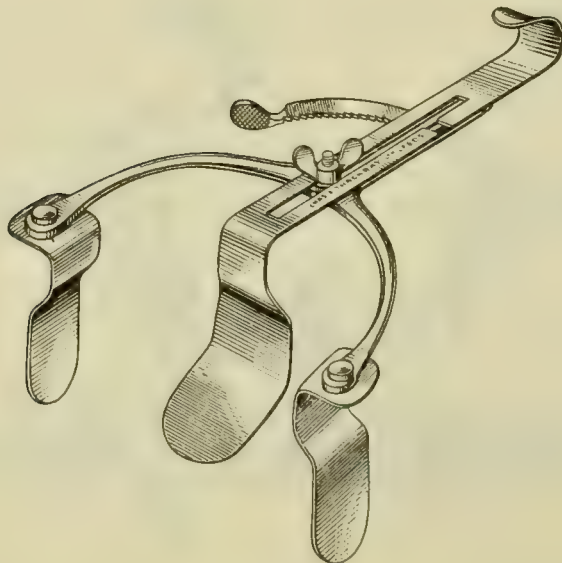


U1269

Cat. No.

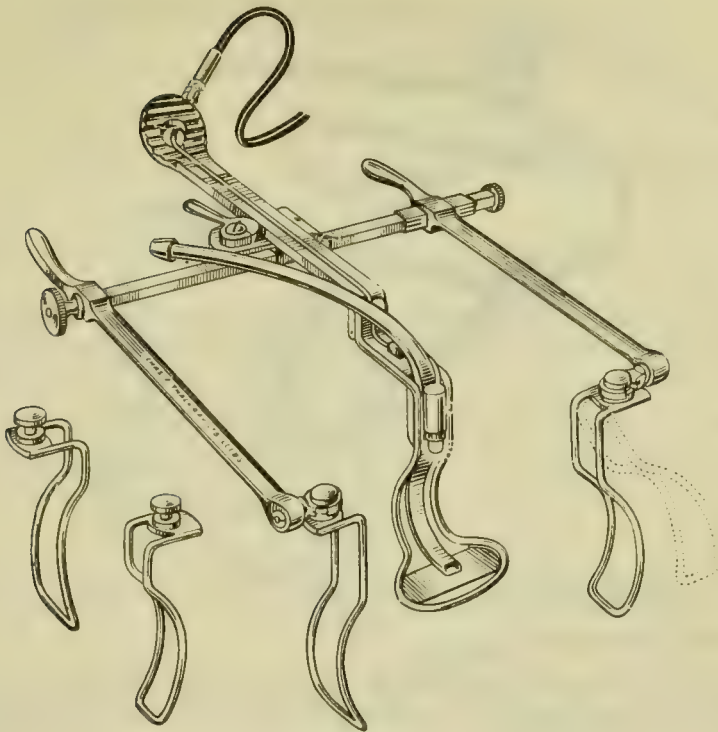
U1268 WINSBURY-WHITE'S PERINEAL RETRACTOR, with two lateral swivel blades and cam ratchet, stainless steel each

U1269 JUDD-MASSON'S BLADDER RETRACTOR, with two lateral swivel blades and one centre blade, stainless steel each



U1270

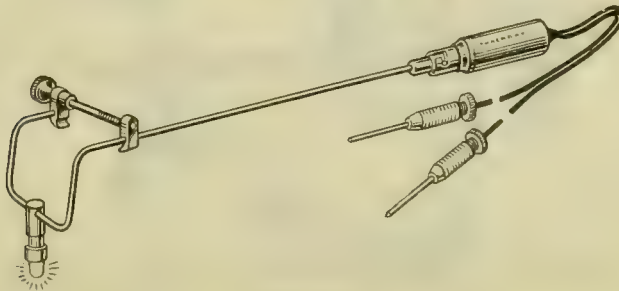
U1270 MILLIN'S BLADDER RETRACTOR, with two lateral swivel blades and one centre blade, stainless steel each



U1271

Cat. No.

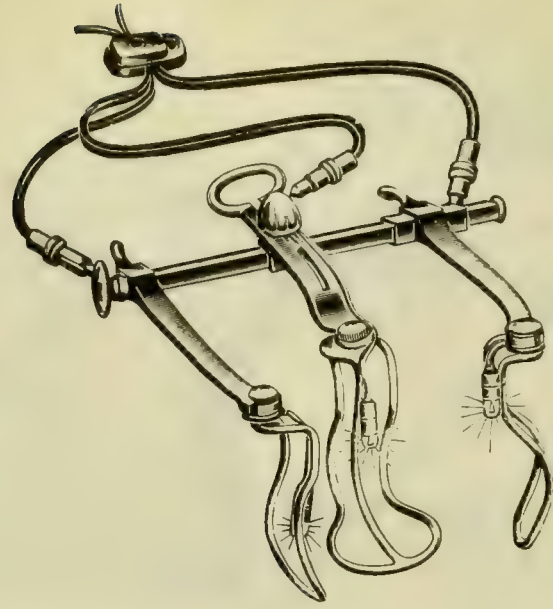
- U1271 PYRAH'S MODIFIED MORSON'S BLADDER RETRACTOR, with one posterior blade, two pairs of lateral swivel blades, stainless steel, and one light carrier complete with rubber covered cables and spare lamp .. complete
- U1272 Spare Lamps for above, 3.5 volts each
- The salient features of this instrument are : the posterior blade carries a suction tube and the lateral blades are hinged so that the frame can be tilted for use with obese patients.*



U1273

- U1273 MORSON'S LAMP, for attaching to posterior blade of Thomson-Walker's Retractor, chromium plated, complete with rubber covered cables and spare lamp, each
- U1274 Spare Lamps for above, 3.5 volts each

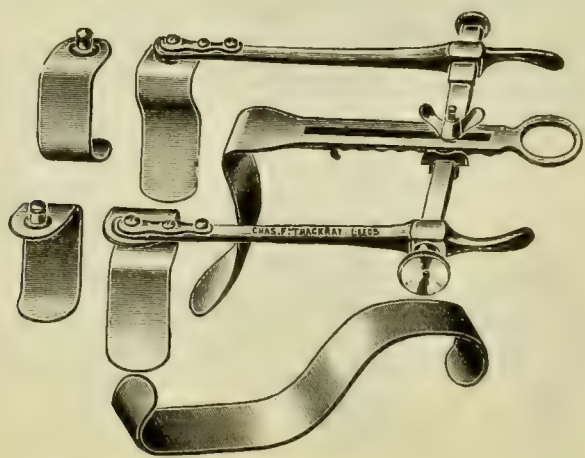
UROLOGICAL INSTRUMENTS



U1275

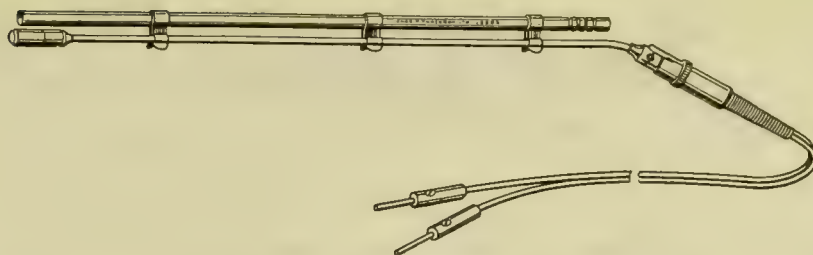
Cat. No.

- U1275 MORSON'S BLADDER RETRACTOR, with three posterior blades, two pairs of lateral swivel blades, stainless steel; and three light carriers complete with rubber covered cables and spare lamp complete
- U1276 Ditto .. with one light carrier on posterior blade only each
- U1277 Spare Lamps for above, 3.5 volts each



U1278

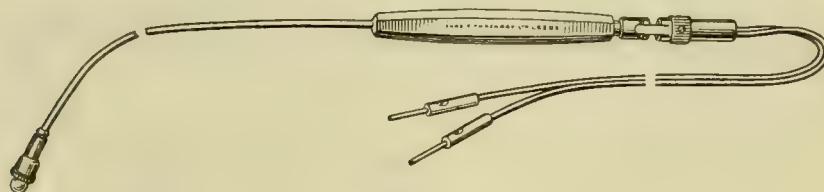
- U1278 THOMSON-WALKER'S BLADDER RETRACTOR, with one posterior blade, two pairs of lateral swivel blades and one blade for the anterior wall, stainless steel each



U1279

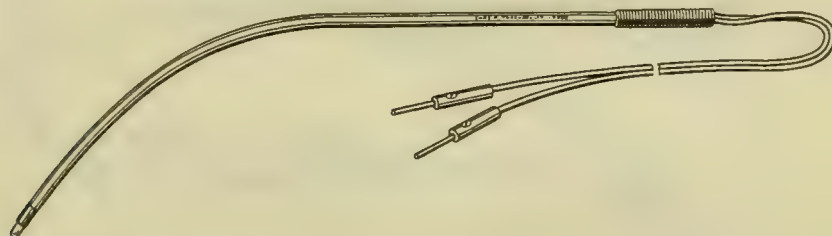
- Cat. No.
- | | | |
|-------|--|------|
| U1279 | EVERIDGE'S LIGHT AND SUCTION TUBE, consisting of: chromium plated suction tube and detachable light carrier complete with rubber covered cables and spare lamp | each |
| U1280 | Ditto .. curved | each |
| U1281 | Spare Lamps for above, 3.5 volts | each |

Vide the "Lancet", May 3rd, 1952. Page 905.



U1282

- | | | |
|-------|--|------|
| U1282 | MILLIN'S LIGHT, malleable shaft, chromium plated, complete with rubber covered cables and spare lamp | each |
| U1283 | Spare lamps for above, 6 volts | each |




U1284

- | | | |
|-------|---|------|
| U1284 | WARD'S LIGHT CARRIER, malleable shaft, complete with rubber covered cables and spare lamp | each |
| U1285 | Spare lamps for above, 3.5 volts | each |

NOTE.—All the above light carriers can be sterilized by boiling and the lamp bulbs sterilized in alcohol.

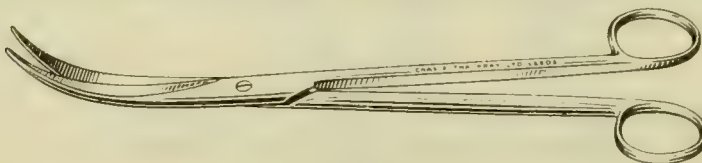
UROLOGICAL INSTRUMENTS



U1286

Cat. No.

U1286 DEVINE'S SCISSORS (as used by Millin), curved-on-flat, with chisel-ended blades, 7 in., stainless steel each



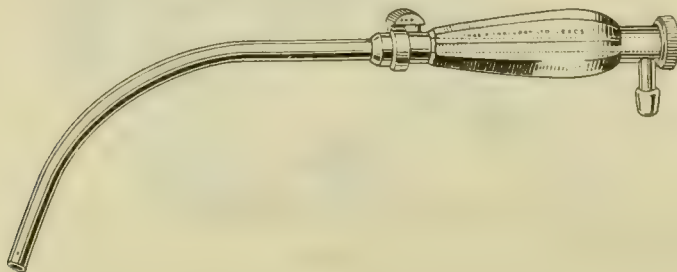
U1287

U1287 MAYO TYPE BLADDER SCISSORS, curved-on-flat, 10 in., with tapered blades, stainless steel each




U1288

U1288 THOMSON-WALKER'S BLADDER SCISSORS, curved-on-flat, 8 in., stainless steel each




U1289

U1289 MILLIN'S SUCTION TUBE, with thumb control, chromium plated each



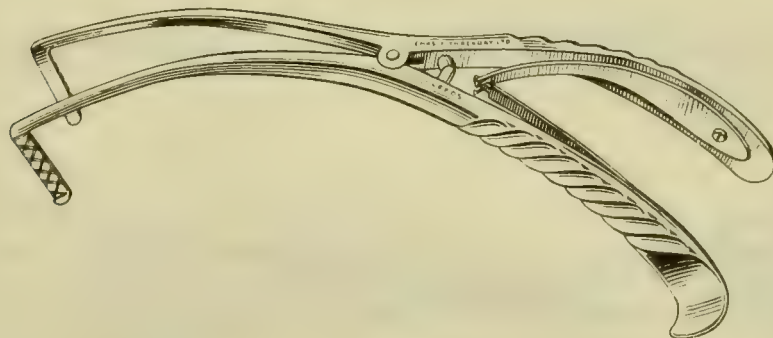
U1290

Cat. No.
U1290 MILLIN'S BLADDER NECK SPREADER, cross-action, spring wire, stainless steel each



U1291

U1291 MODIFIED MILLIN'S BLADDER NECK SPREADER, with rack, two patterns: angled jaws, Millin's (A) and curved jaws, Graham's (B), stainless steel, each

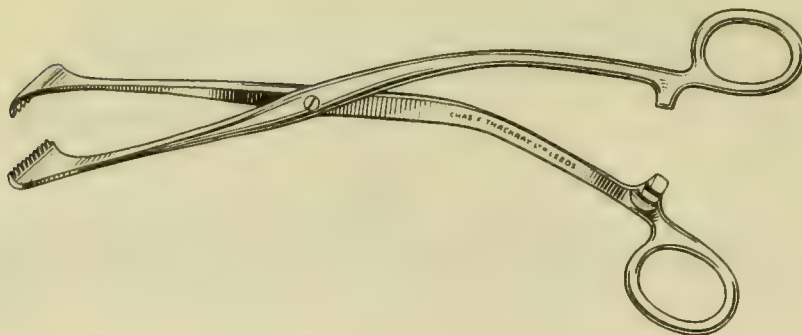


U1292

U1292 MITCHELL'S BLADDER NECK SPREADER, stainless steel .. each
This instrument has been designed to provide a comfortable grip with steady retraction. Stops are fitted to the handles to avoid over-stretching of the bladder neck.

Vide the "Lancet", January 26th, 1952. Page 193.

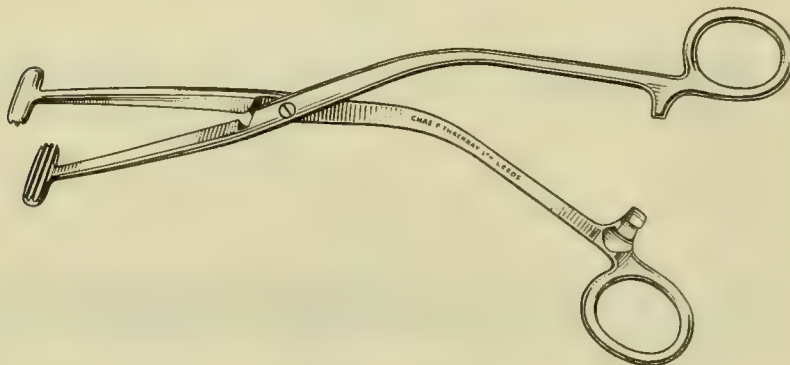
UROLOGICAL INSTRUMENTS



U1293

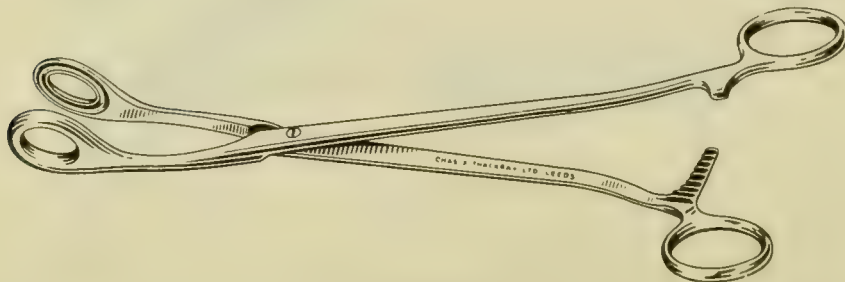
Cat. No.

U1293 MILLIN'S VULSELLUM FORCEPS, two sizes : $\frac{5}{8}$ in. and $\frac{5}{16}$ in. width of jaws, screw joint, stainless steel each



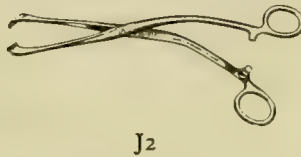
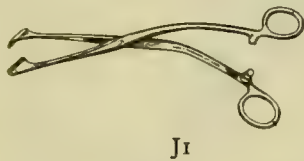
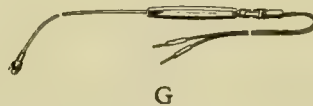
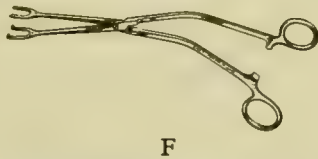


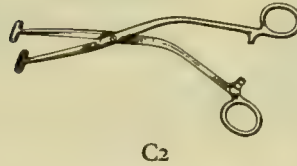
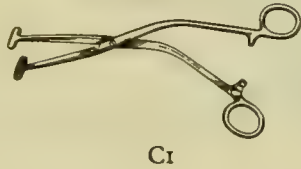
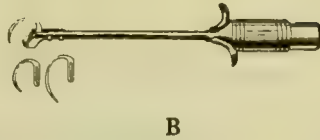
U1294

U1294 MILLIN'S CAPSULE FORCEPS, screw joint, $8\frac{3}{4}$ in., stainless steel each



U1295

U1295 YOUNG'S PROSTATIC DELIVERY FORCEPS, screw joint, $9\frac{3}{4}$ in., stainless steel each



U1296

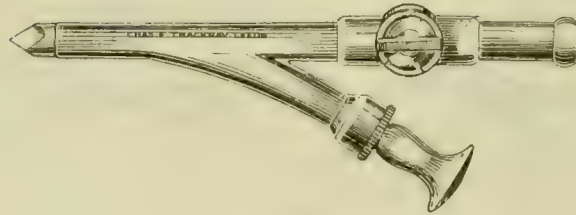
at. No.

U1296

Complete set of Millin's instruments for retropubic prostatectomy, consisting of:

- | | | | | | |
|-----|---|----|----|----|------|
| (A) | One Bladder Neck Spreader, Fig. U1290 | .. | .. | .. | each |
| (B) | One Boomerang Needle Holder, Fig. U1255 | .. | .. | .. | each |
| (C) | Two Capsule Forceps, Fig. U1294 | .. | .. | .. | each |
| (D) | One Chisel-Ended Scissors, Fig. U1286 | .. | .. | .. | each |
| (E) | One Dissecting Forceps, Fig. U1253 | .. | .. | .. | each |
| (F) | One Ligature Holding Forceps, Fig. U1262 | .. | .. | .. | each |
| (G) | One Malleable Light, Fig. U1282 | .. | .. | .. | each |
| (H) | One Retractor, Fig. U1270 | .. | .. | .. | each |
| (I) | One Suction Tube, Fig. U1289 | .. | .. | .. | each |
| (J) | Two Vulsellum Forceps, one each two sizes, Fig. U1293 | .. | .. | .. | each |


UROLOGICAL INSTRUMENTS



U1297

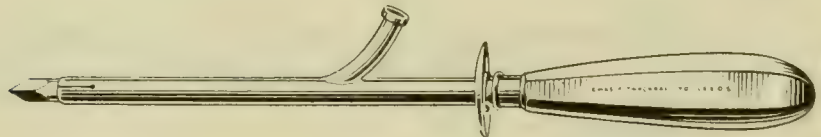
Cat. No.

U1297 KIDD'S SUPRAPUBIC TROCAR, stainless steel, with chromium plated cannula, stopcock and side-tube, 30 French Catheter Gauge each



U1298

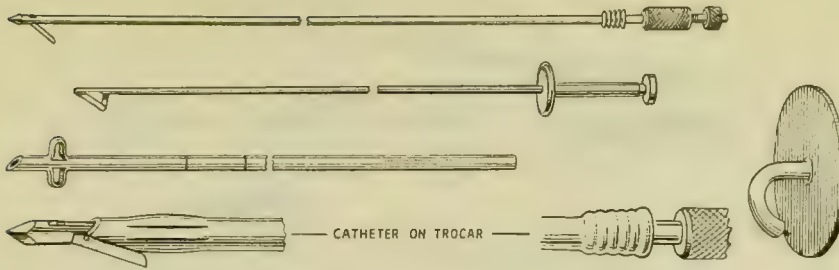
U1298 PEZZER'S SUPRAPUBIC TROCAR, stainless steel, with chromium plated cannula and handle, three sizes : 25, 30 and 35 French Catheter Gauge each



U1299

U1299 MORSON'S BLADDER TROCAR, stainless steel with chromium plated cannula, side-tube and handle, 30 French Catheter Gauge each

Note.—Catheter Gauges: page U194.

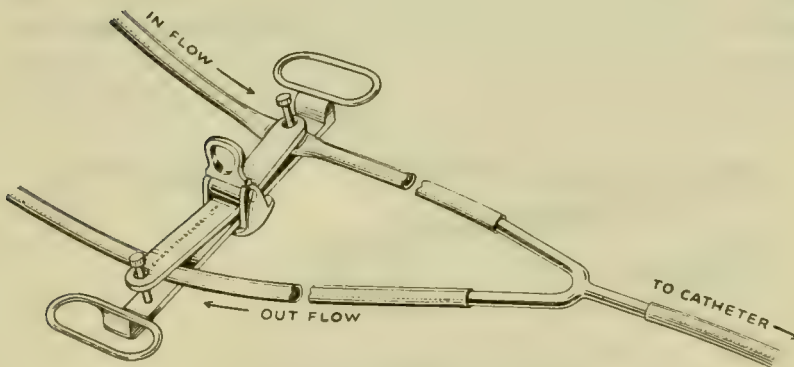


U1300

Cat. No.

| | | | | | | | |
|-------|---|----|----|----|----|----|----------|
| U1300 | RICHES' TROCAR AND ADVANCER, nickel plated, with self-retaining rubber catheter and rubber shield | .. | .. | .. | .. | .. | each |
| U1301 | Trocar and Advancer only | .. | .. | .. | .. | .. | per pair |
| U1302 | Self-Retaining Catheter only | .. | .. | .. | .. | .. | each |
| U1303 | Shield only | .. | .. | .. | .. | .. | each |

Riches' Suprapubic Catheterisation Set is used for paralysis of the bladder in spinal injury and is fully described in the "B.M.J." May 21st, 1949. Page 889.



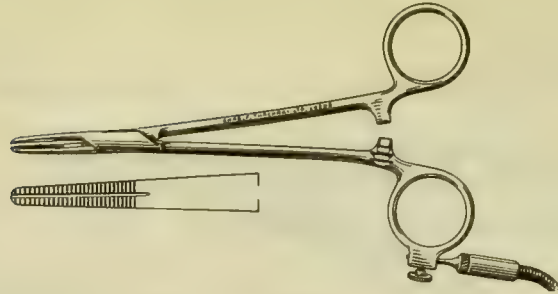
U1304

| | | | | | | | | | |
|-------|---|----|----|----|----|----|----|---|------|
| U1304 | SHEPPARD'S ROCKER CLAMP, for control of bladder irrigation, stainless steel | .. | .. | .. | .. | .. | .. | ∴ | each |
|-------|---|----|----|----|----|----|----|---|------|

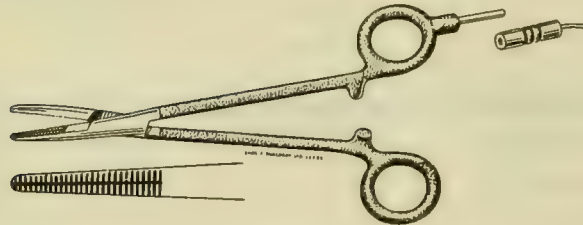
This apparatus is easily operated one-handed, even by the patient, and the swing over from inflow to outflow position allows a brief flushing of the dead space, thus washing away clots into the bucket rather than back into the bladder.

Vide "British Journal of Urology", June 1952, page 150.

UROLOGICAL INSTRUMENTS



U1306




U1309

Cat. No.

- *U1305 WILSON HEY'S ARTERY FORCEPS, with attachment on bow for diathermy terminal, without grooves on jaws, straight, box joint, 5 3/4 in., stainless steel each
- U1306 Ditto .. with grooves on jaws for needles, box joint, 7 in. each
- U1307 Ditto .. with grooves on jaws for needles, box joint, 9 in. each
- *U1308 WILSON HEY'S ARTERY FORCEPS, with shanks and bows covered with boilable insulating material and attachment on bow for diathermy terminal, without grooves on jaws, straight, box joint, 5 3/4 in., stainless steel each
- U1309 Ditto .. with grooves on jaws for needles, box joint, 7 in. each
- U1310 Ditto .. with grooves on jaws for needles, box joint, 9 in. each

As described in the "B.M.J." June 21st, 1947, and the "British Journal of Surgery", vol. 33, 129, 1945: "Asepsis in Prostatectomy".



U1312

- U1311 RICHES' ARTERY FORCEPS, with shanks and bows covered with boilable insulating material and attachment for diathermy terminal, curved-on-flat, box joint, 5 1/2 in., stainless steel each
- U1312 Ditto .. box joint, 8 in. each
- U1313 CABLES, with pin-terminal for Fig. Nos. U1305-U1307 each
- U1314 CABLES, with socket type terminal for Fig. Nos. U1308-U1312 each

As described in the "B.M.J.", June 21st, 1952. Page 1356.

*Not illustrated

UROLOGICAL INSTRUMENTS

HYPOSPADIAS




U1315

Cat. No.

U1315 MALECOT'S CATHETER, self-retaining, with two winged tip, soft rubber, size 6, English Catheter Gauge (12 French Catheter Gauge) each

*U1316 CATHETER SPIGOT, for above, small size, boxwood each




U1317

U1317 DENIS BROWNE'S INTRODUCER, two patterns: A and B, for Malecot's Catheters, Fig. U1315, stainless steel each

Pattern A is of fine gauge and flexible for initial introduction. Pattern B is of stouter gauge and rigid for pressing the head of the catheter so that it will protrude in the perineum. At this point a cut is made with a diathermy knife and the shaft of the catheter drawn through the hole, for diversion of urine by perineal drainage.

Vide. "Hypospadias" by Denis Browne, Postgraduate Medical Journal, Vol. XXV, p. 367.




U1318

U1318 FINE POINTED SCISSORS, 4½ in., stainless steel each

**Not illustrated*

UROLOGICAL INSTRUMENTS

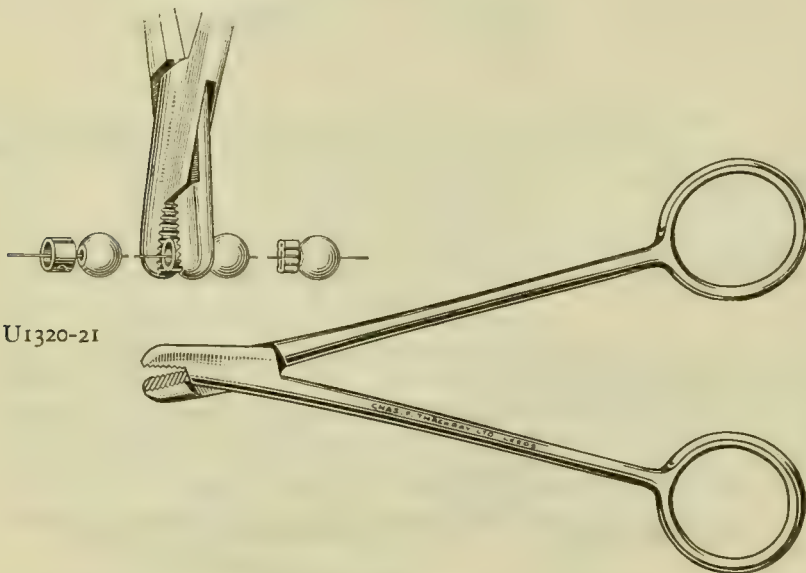
HYPOSPADIAS



U1319

Cat. No.

U1319 DENIS BROWNE'S TOWEL FORCEPS, for penile holding, box joint, 5½ in., stainless steel each



U1320-21

U1322

U1320 DENIS BROWNE'S COLLARS, Aluminium, for "Double Stop" Sutures, per 100


U1321 DENIS BROWNE'S BEADS, glass, for "Double Stop" Sutures, per 100

U1322 DENIS BROWNE'S CLAMPING FORCEPS, for "Double Stop" Suture Collars, box joint, 5¾ in., stainless steel each

The aluminium collars are crushed on to the suture material and hold the glass beads firmly in position next to the skin. They are particularly useful in hypospadias operations in which ordinary sutures may cut through the delicate skin. For removal the sutures are cut between bead and collar, thus avoiding contact with the skin.

Vide "Postgraduate Medical Journal", Vol. XXV, page 367, by Denis Browne.

NOTE.—Recommended Sutures Material: stout monofilament Nylon and size 3/0 or 4/0 catgut.



U1323



U1325

Cat. No.

U1323 BATTERY BOX with VOLTMETER, for use with illuminated instruments, with 4½ volts dry cell battery, cream enamelled wood case complete

U1324 Spare Batteries, 4½ volts for above each
This Battery Box provides safe illumination for expensive miniature lamps rated up to 4½ volts by means of a graduated rheostat, which can be adjusted until the exact voltage is shown on the voltmeter.

U1325 BATTERY BOX, with rheostat, with two 4½ volts dry cell batteries and carrying handle complete

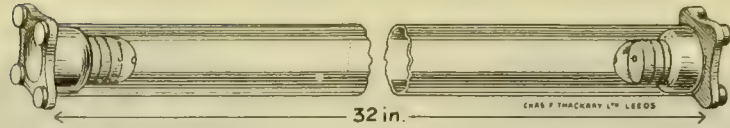
U1326 Spare Batteries, 4½ volts, for above each
Simple Type Battery Box: see page G154.



U1327

U1327 TRANSFORMER FOR LIGHT AND HEAVY DUTY CAUTERY, for A.C. mains of 100, 200, 220, and 240 volts, with rheostat for lamps giving control from zero to 8 volts and rheostat for cauteries each
For full range of transformers, see our separate catalogue section of Electro-Medical Apparatus.

UROLOGICAL INSTRUMENTS



U1328

Cat. No.

- | | | |
|-------|--|-------------------|
| U1328 | URETERIC CATHETER HOLDER, glass with rubber bungs and glass formalin containers, 32 in. long | each |
| U1329 | Ditto .. non-inflammable, unbreakable, transparent plastic | each |
| U1330 | FORMALIN TABLETS, for above | per 50 per 100 |

NOTE.—Spare Bungs, Formalin Containers and Tubes available on request.

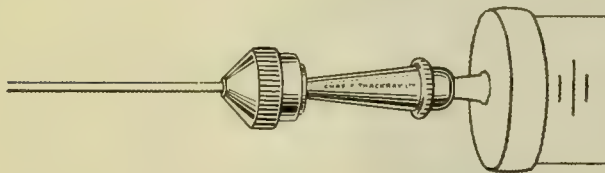


U1331



U1332

- | | | |
|--------|--|------|
| U1331 | URETERIC CATHETER, OLIVARY TIP, X-ray opaque, woven Nylon, gum-elastic, with two lateral eyes, graduated in cms., sizes: 4, 5, 6, 7, 8, 9 and 10 French Catheter Gauge | each |
| U1331A | Ditto .. with metal olivary tip (permits easier introduction into the ureter) | each |
| U1331B | Ditto .. Greytex Terylene, olivary tip (not metal) | each |
| U1332 | Ditto, as U1331 but whistle tip (fluted) | each |
| U1332A | Ditto .. Greytex Terylene, whistle tip | each |



U1333



U1335

- | | | |
|--|--|------|
| U1333 | PYELOGRAPHY NIPPLE, for connecting ureteric catheter to syringe, Record fitting, chromium plated | each |
| U1334 | Ditto .. Luer fitting | each |
| <i>As the screw is turned the proximal end of the catheter is securely held.</i> | | |
| U1335 | PYELOGRAPHY MOUNT, for connecting ureteric catheter to syringe, Record fitting, chromium plated | each |
| U1336 | Ditto .. Luer fitting | each |



U1337

Cat. No.

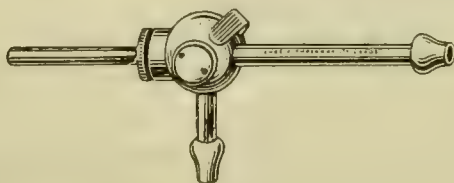
- | | | |
|-------|--|------|
| U1337 | UNIVERSAL CYSTOSCOPIC FORCEPS, consisting of: detachable handle and three assorted ends with flexible shafts permanently attached: A, B and C, stainless steel | each |
| U1338 | Handle only | each |
| U1340 | Ends A, B or C complete with flexible shafts permanently attached, stainless steel, | each |



U1341-2

- | | | |
|--------|--|------|
| †U1341 | DIATHERMY ELECTRODE, for cystoscope, nickel tip, gum-elastic shaft 18½ in. long, four sizes of tip: 4, 5, 6 and 7 French Catheter Gauge .. | each |
| U1341A | Ditto .. with pointed end | each |
| U1341B | Ditto .. with flattened end | each |
| U1342 | Cable for above, rubber covered | each |

†Also available with white Nylon shaft, on request.



U1343

- | | | |
|-------|--|--|
| U1343 | IRRIGATING NOZZLE, two-way, for Cystoscopes, chromium plated, each | |
|-------|--|--|

UROLOGICAL INSTRUMENTS

CYSTOSCOPES, URETHROSCOPES AND INSTRUMENTS FOR PROSTATIC RESECTION

In the following pages is illustrated and described a representative range of *British Made* instruments which will enable the surgeon to choose an up-to-date armamentarium for visual procedures in the bladder and urethra. These delicate instruments require care and attention if maximum service is to be obtained and these notes are compiled to assist those who have the care of such instruments. To keep cystoscopes, etc., in perfect condition, an understanding of the function and construction of the various parts is necessary and particularly the cardinal points to be observed for their maintenance in perfect order. To preserve smooth untarnished surfaces (essential for instruments in this field), metal sheaths and metallic parts are now *chromium plated*.

Cleaning: it is advisable to thoroughly clean all instruments *immediately after use*. This is best done by rinsing all parts under the cold water tap to remove any accumulated lubricating medium, etc. A solution of green soap and water may be used with advantage to swab the various parts. The lumen of all instruments should be thoroughly cleaned with cotton-wool and finally dried prior to storage.

Sterilization: when clean and *thoroughly dry*, sterilization can be carried out by placing the various parts in a Formaldehyde Cabinet; the vapour of formaldehyde is an efficient sterilizing agent and the instruments are ready for immediate use *after a period of several hours*. For those who prefer to sterilize the instruments by immersion in antiseptic solutions, the following are recommended:

"Hibitane" (Chlorhexidine): A 1 : 5,000 aqueous solution prepared from "Hibitane" diacetate powder may be used; after washing, the instrument should be kept immersed in the solution for at least half an hour. There is no need to rinse the instruments with sterile water before use. If a rapid method is required, gently agitate the instrument in a solution of 1 : 200 "Hibitane" (diacetate powder) in 70 per cent alcohol for one minute and rinse before using.

Carbolic Acid: an aqueous solution, 1 : 20, is an effective sterilizing agent (40 minutes' immersion), followed by thorough rinsing in sterile water before use.

Mercury Oxy-Cyanide: an aqueous solution, 1 : 1,000 is recommended; as the solution is very poisonous, it may be coloured with phenol-sulphone-phthalein (1 mil. per gallon). Sterilization is effective after 15 minutes' immersion; subsequent rinsing in sterile water is advisable.

Where the same instrument has to be used repeatedly during an operative session, *thorough washing under running cold water* is recommended prior to sterilization in the antiseptic solution of choice.

Telescopes: the glass windows are fixed with special cement. *Do not* immerse these instruments in alcohol. The glass windows are best cleaned with a small pledget of cotton wool on a *wooden probe* (such as a sharpened match-stick or tooth-pick).

Caution:

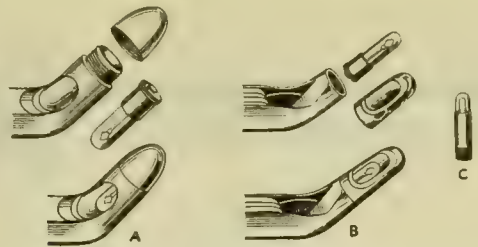
Do not boil any part of a cystoscope that contains lamps or lenses.

Do not leave the instrument in alcohol for lengthy periods as this may have a solvent action on the cement.

Do not immerse the eye shield of the optical system in liquid solution.

By following these directions, leaks into the lens system and short circuits in the wiring will be avoided.

Illumination: all the cystoscopes illustrated are now illuminated by a new type of lamp bulb, known as the *Cartridge Lamp Bulb*.

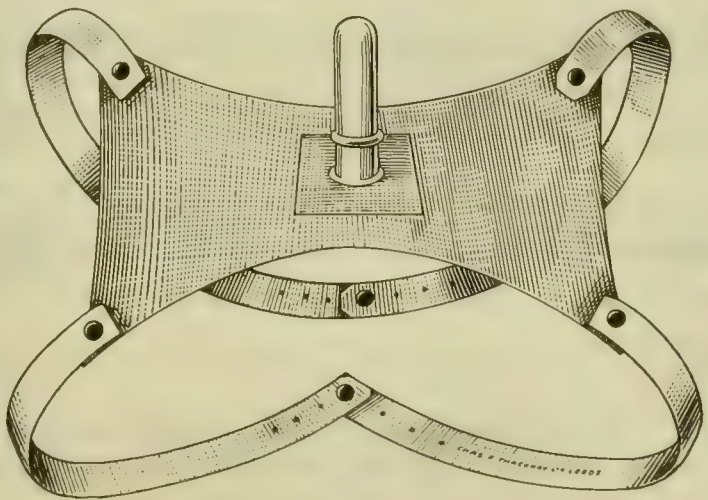


These lamps (A) are rated at 3.5 volts and are made in three standard sizes : B.S.70, B.S.60 and B.S.50, according to the size of the sheath. The lamp is housed in a metal case and has a spiral wire terminal which must make contact with the insulated connection in the distal end of the cystoscope. If the lamp fails to light the pin terminal should be gently eased out with the point of a needle or pin.

The older type of lamp was an integral part of the beak of most cystoscopes. Apart from their high cost, new replacement lamps could not always be guaranteed to fit in perfect alignment with the telescope. Fig. B shows the solution of this problem. Each cystoscope (such as Ringleb and Swift Joly models) is now provided with two *hooded windows* (one as a spare) for each sheath ; these windows are correctly aligned at the time of manufacture. Consequently, the changing of a lamp presents no difficulty as it is merely necessary to remove the window and insert a new Cartridge type lamp. The correct size for re-ordering is clearly stated on a metal plate inside the case which contains the instrument.

Fig. A shows a fixed window which is an integral part of the cystoscope sheath (Brown-Buerger and Millin's instruments). Closure of the housing for the lamp is by means of a rounded metal cap, inside which is a spring-loaded terminal to ensure contact with the spiral wire of the lamp. In these models, the bulb is placed in the housing downwards (as shown). The same Standard type lamps are used in these as in the models illustrated in Fig. B.

Fig. C shows the type of lamp fitted to Forward-oblique/vision telescopes, in which the lamp screws directly into the end of the telescope. These lamps also have a spiral wire contact which requires the same attention as the other lamps described.




UI344

- Cat. No.
 UI344 O'CONOR'S RECTAL SHEATH, rubber, with "finger cot" attached to rubber sheet, and straps each
 *UI345 Ditto . . . Rectal Drape, with square sheet 24 in. square to cover entire perineum, each

*Not illustrated

UROLOGICAL INSTRUMENTS

CANNY RYALL'S CYSTOSCOPIC LITHOTRITE




U1346

Cat. No.

U1346 CANNY RYALL'S CYSTOSCOPIC LITHOTRITE, stainless steel, with forward-oblique vision Telescope, Obturator, two-way Irrigating Nozzle, chromium plated, Spare Lamp, Switch and rubber-covered Cables, in polished mahogany case complete

*U1347 Spare Lamps, 3.5 volts each

BRAASCH'S DIRECT VISION CYSTOSCOPE



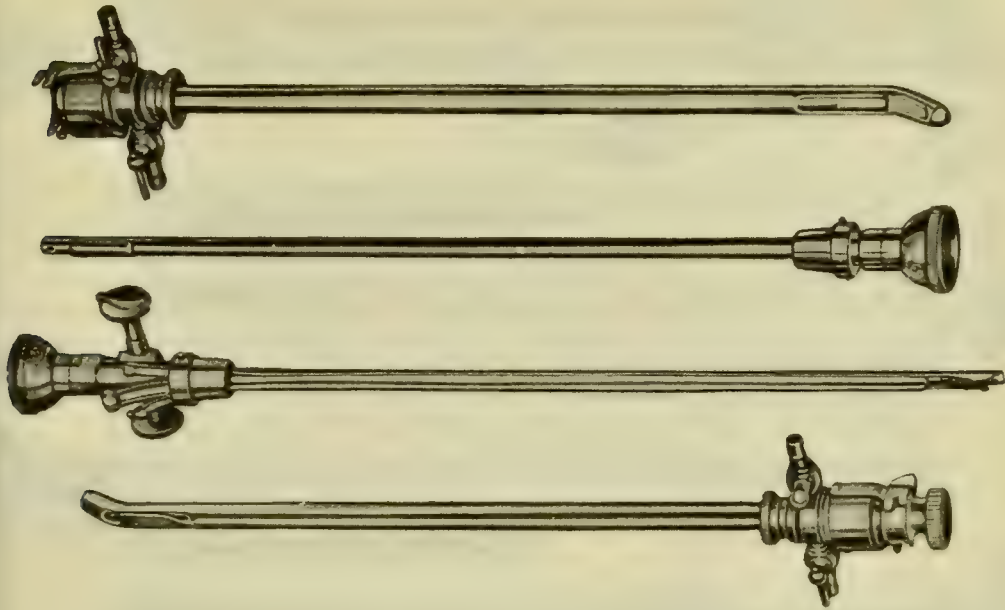
U1348

U1348 BRAASCH'S CYSTOSCOPE, DIRECT VISION, consisting of: Sheath size 24 French Catheter Gauge, single and double Catheterising Attachments, Obturator, Observation Window, Switch and rubber-covered Cables, two X-ray Opaque Ureteric Catheters, two Spare Lamps in mahogany case complete

*U1349 Spare Lamps, 3.5 volts each

**When ordering please state number on lamp plate inside lid of case.*

BROWN-BUERGER'S CONVERTIBLE CYSTOSCOPE FOR OPERATING, CATHETERISING AND EXAMINING



U1350

Cat. No.

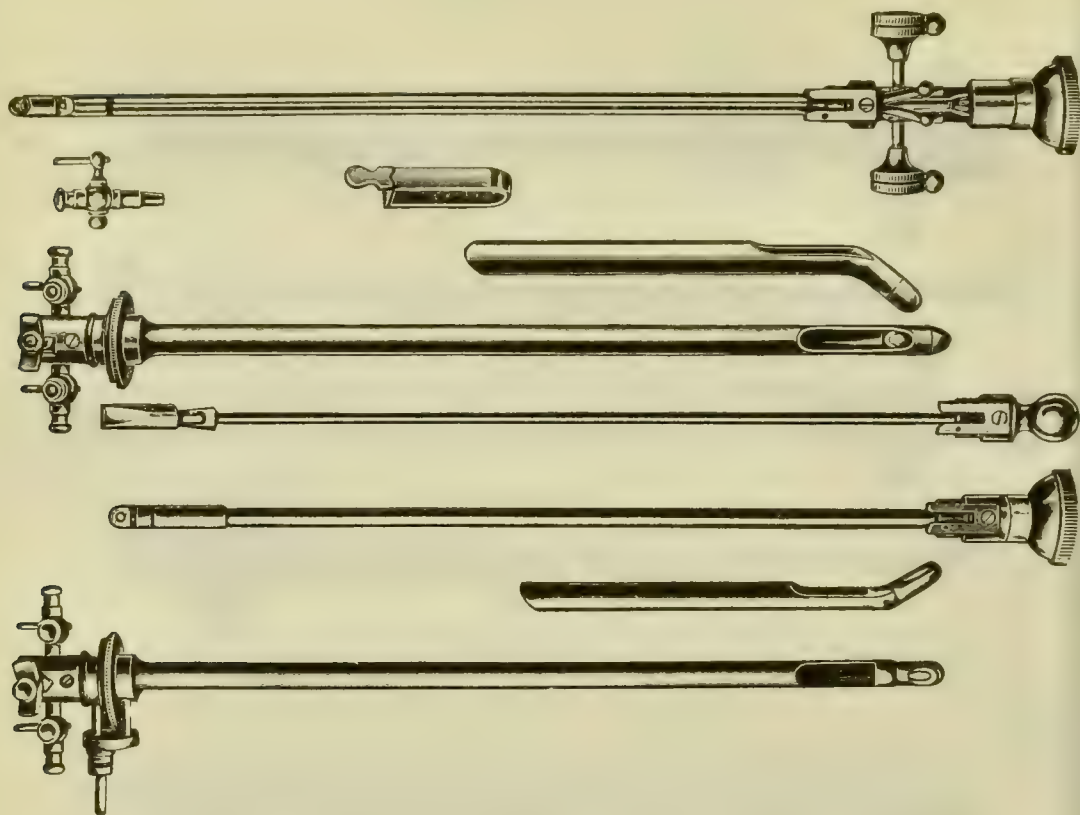
- U1350 BROWN-BUERGER'S CONVERTIBLE CYSTOSCOPE, consisting of : one each Concave and Convex Sheaths size 24 French Catheter Gauge, Obturator, Examining Telescope, Convertible Telescope—for operating and double catheterising with removable fin, two X-ray Opaque Ureteric Catheters, Catheter Clip, one Spare Lamp to each sheath, Switch and rubber-covered Cables, six each plain and perforated Rubber Caps and Cleaning Rod, in polished mahogany case complete
- U1351 Ditto .. but with Sheaths size 21 French Catheter Gauge .. complete
- U1352 Ditto .. with Concave Sheath only, size 24 French Catheter Gauge, Examining Telescope, Convertible Telescope and complete with accessories, in polished mahogany case complete
- U1353 Ditto .. but with Sheath size 21 French Catheter Gauge .. complete
- U1354 Ditto .. with Convex Sheath only, size 24 French Catheter Gauge, Examining Telescope, Convertible Telescope and complete with accessories, in polished mahogany case complete
- U1355 Ditto .. but with Sheath size 21 French Catheter Gauge .. complete
- *U1356 Spare Lamps, 3.5 volts each

This cystoscope can be used for single or double catheterisation : the removal of the centre fin of the Catheterising and Operating Attachment converts the instrument for single catheterisation and also provides a single large channel for the admission of operating instruments up to size 10 French Catheter Gauge (Forceps, Scissors, etc., see page U235).

**When ordering please state reference number on lamp plate inside lid of case.*

UROLOGICAL INSTRUMENTS

BROWN-BUERGER'S CYSTOSCOPE, FOR CATHETERISING AND EXAMINING



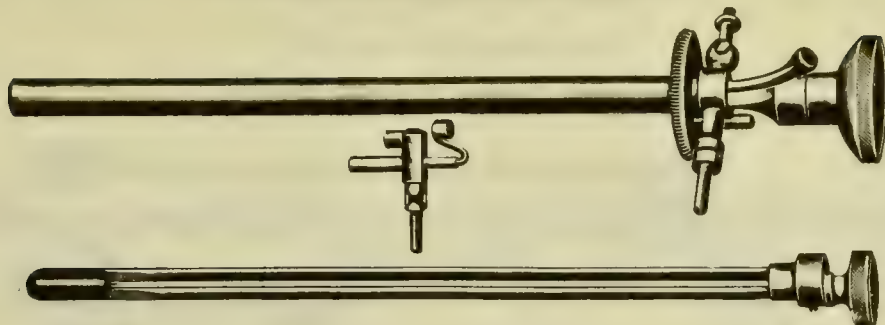
U1357

Cat. No.

- U1357 BROWN-BUERGER'S CYSTOSCOPE, consisting of: one each of Concave and Convex Sheaths, size 24 French Catheter Gauge, Obturator, Examining Telescope, Double Catheterising Attachment with Telescope, two X-ray Opaque Ureteric Catheters, Catheter Clip, one Spare Lamp to each sheath, Switch and rubber-covered Cables, six perforated Rubber Caps and Cleaning Rod, in polished mahogany case complete
- U1358 Ditto .. but with Sheaths size 21 French Catheter Gauge complete
- U1359 Ditto .. with Concave Sheath only, size 24 French Catheter Gauge, Examining Telescope, Double Catheterising Attachment with Telescope and complete with accessories, in polished mahogany case complete
- U1360 Ditto .. but with Sheath size 21 French Catheter Gauge complete
- U1361 Ditto .. with Convex Sheath only, size 24 French Catheter Gauge, Examining Telescope, Double Catheterising Attachment with Telescope and complete with accessories, in polished mahogany case complete
- U1362 Ditto .. but with Sheath size 21 French Catheter Gauge complete
- *U1363 Spare Lamps, 3.5 volts each

**When ordering please state reference number on lamp plate inside lid of case.*

GEIRINGER'S URETHROSCOPE

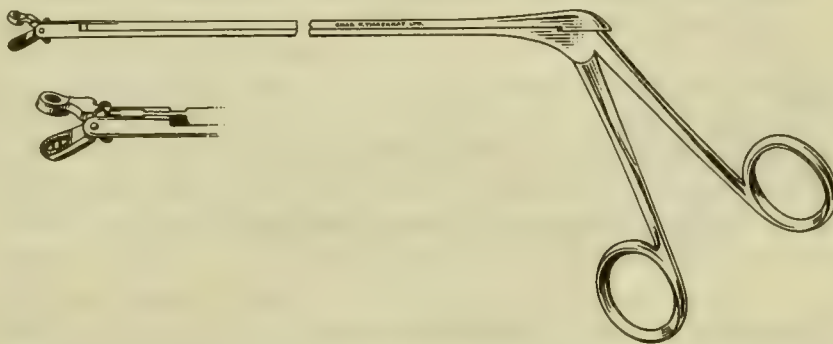


U1364

Cat. No.

U1364 GEIRINGER'S URETHROSCOPE, consisting of: Sheath size 25 French Catheter Gauge and Obturator with adjustable beak, Young's external light carrier, direct-vision lens system Telescope with light carrier, fitted with stopcock for water inflow and a channel through which a ureteric catheter, filiform bougie or fulguration applicator can be introduced; complete with rubber-covered Cables, Cleaning Rod and one Spare Lamp, in polished mahogany case complete

- *U1365 Spare Lamps for Telescope, 3.5 volts each
- U1365A Spare Lamps for external light carrier 3.5 volts each



241-6042

Cat. No.

241-6042 SWINNEY'S BLADDER BIOPSY FORCEPS, with double action jaws, 30 cm. long, stainless steel


Mr. J. Swinney, M.C., M.D., M.S., F.R.C.S., Senior Consultant Urologist, General Hospital, Newcastle-upon-Tyne, writes:—

"These biopsy forceps were designed for sampling soft lesions of the bladder viewed through a Braasch Cystoscope. Operation is simple; the window of the Cystoscope is removed after visualizing the area in question, the forceps passed down the sheath and requisite pieces of tissue withdrawn."

**When ordering please state reference number on lamp plate inside lid of case.*

UROLOGICAL INSTRUMENTS

SWIFT JOLY'S CYSTOSCOPE FOR OPERATING, CATHETERISING AND EXAMINING



U1370

Cat. No.

- U1370 SWIFT JOLY'S CYSTOSCOPE, consisting of: Universal Telescope, Operating Sheath size 24 French Catheter Gauge, with Obturator, Operating and Single Catheterising Slide, Double Catheterising Slide, Examining Sheath size 18 French Catheter Gauge, two X-ray Opaque Ureteric Catheters, one Spare Lamp for each sheath, Switch and rubber-covered Cables, six perforated Rubber Caps, Irrigation Nozzle and Cleaning Rod, in polished mahogany case .. complete
- U1371 Ditto .. but with Operating Sheath size 21 French Catheter Gauge and Examining Sheath size 15 French Catheter Gauge each
- †U1372 Spare Lamps, 3.5 volts each
The Operating and single Catheterising Slide of this cystoscope admits instruments such as forceps, scissors, etc., up to size 10 French Catheter Gauge (see page U235).
- *U1373 DIATHERMY ATTACHMENT, for Swift Joly's Cystoscope, to take Fulguration Electrode, for treatment of growths on the anterior wall of the bladder, each
- *U1374 RETROGRADE TELESCOPE, for use with above each
- *U1375 FULGURATION ELECTRODE, size 6 French Catheter Gauge for use with above each
- *U1375A DIATHERMY CABLE, for use with above, rubber covered each

†When ordering please state reference number on lamp plate inside lid of case.


*Not illustrated

UROLOGICAL INSTRUMENTS

LOWSLEY'S GRASPING FORCEPS

With improved irrigating system.

For perurethral biopsy of bladder tumours, etc.



U1376

Cat. No.

- | | | |
|--------|---|------|
| U1376 | LOWSLEY'S GRASPING FORCEPS, improved model, complete with Irrigating Connection, forward-oblique vision Telescope, rubber-covered Cables, and one Spare Lamp, complete in mahogany case | each |
| U1377 | Spare Lamps, 3.5 volts | each |
| *U1378 | Lowsley's Grasping Forceps only, stainless steel, without telescope, cables or mahogany case | each |

**Existing forward-oblique vision telescope required to ensure correct fit.*

The use of this instrument has recently been described by J. G. Sandrey, F. Masina and C. Dukes of St. Peter's Hospital, London. Its irrigating system has been slightly improved without sacrificing any of its other features and it permits a steady stream of water to be admitted into the bladder.

Made with a cannula size 22 French Catheter Gauge, of a working length of 9 in. the instrument has hardened steel jaws which are serrated at the cutting edge, to enable a clean specimen to be cut. A forward-oblique vision telescope is used with the instrument which can either be supplied complete with a telescope or adapted to take an existing one (whether of British or American manufacture).

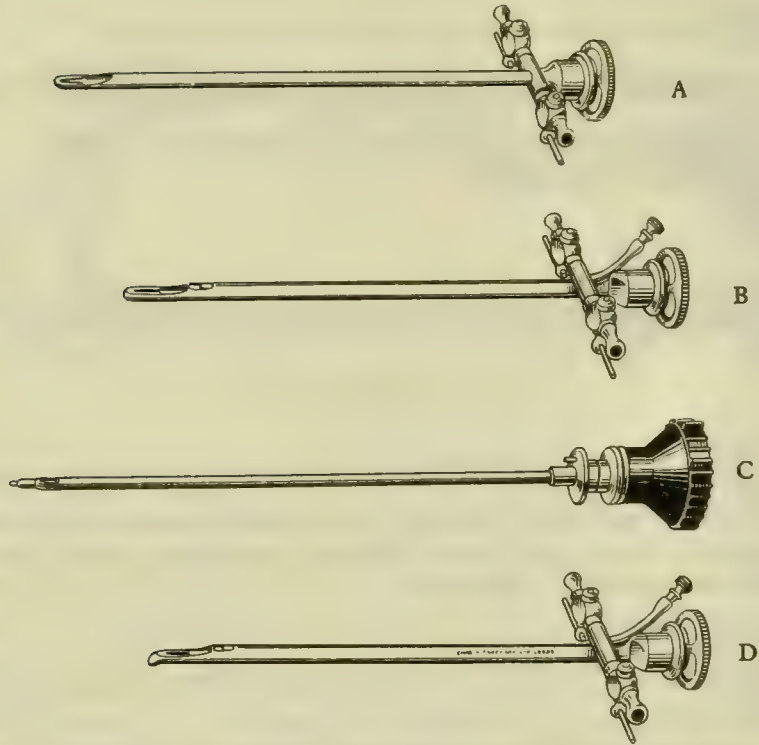
Its smooth contour permits direct introduction into the bladder. In addition to its usefulness for taking specimens for biopsy it can also be used to remove soft foreign bodies from the bladder, such as a broken ureteric catheter.

Vide "Annals of the Royal College of Surgeons of England", Vol. 6, May 1950, "Biopsy of Bladder Tumours by Perurethral Methods", pages 323-342.

UROLOGICAL INSTRUMENTS

McCARTHY'S INFANTS' CYSTOSCOPE

For operating, catheterisation and examining.



U1379

Cat. No.

U1379 McCARTHY'S INFANTS' CYSTOSCOPE, for Examining and Single Catheterising, consisting of: Examination Sheath (A) size 12 French Catheter Gauge, Single Catheterising Sheath (B) size 13½ French Catheter Gauge, forward-oblique vision Telescope (C), Switch, and rubber-covered Cables, one X-ray Opaque Ureteric Catheter and one Spare Lamp, in polished mahogany case .. complete

U1380 Ditto .. for Examining and Double Catheterising, exactly as above, but with Double Catheterising Sheath (D) size 14½ French Catheter Gauge, Telescope (C) and two X-ray Opaque Ureteric Catheters, in polished mahogany case, complete

*U1381 Spare Lamps for above, 3.5 volts each


The Sheaths of this instrument have a working length of 4¾ in. and are provided with two irrigating connections with tap.

**When ordering please state reference number on lamp plate inside lid of case.*

UROLOGICAL INSTRUMENTS

McCARTHY'S PAN-ENDOSCOPE

U
245



U1382

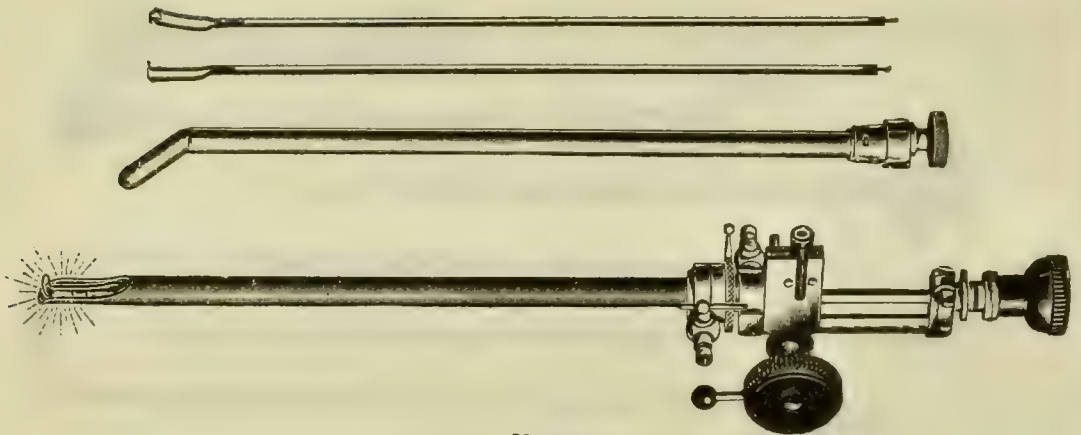
Cat. No.

- U1382 McCARTHY'S PAN-ENDOSCOPE, consisting of: forward-oblique vision Telescope with Single and Double Catheterising Attachments, Sheath size 24 French Catheter Gauge with Obturator, Switch and rubber-covered Cables, one Spare Lamp and Cleaning Rod, in polished mahogany case (*Ball and Knife Electrodes not included*) complete
- U1382A Ditto .. with additional Sheath size 20 French Catheter Gauge and Obturator complete
- *U1383 Spare Lamps, 3.5 volts each
- U1384 McCARTHY'S KNIFE ELECTRODE, for use with above .. each
- U1385 McCARTHY'S BALL ELECTRODE, for use with above .. each
- U1386 DIATHERMY CABLE, for use with above each

**When ordering please state reference number on lamp plate inside lid of case.*

UROLOGICAL INSTRUMENTS

McCARTHY'S VISUAL PROSTATIC ELECTROTOME



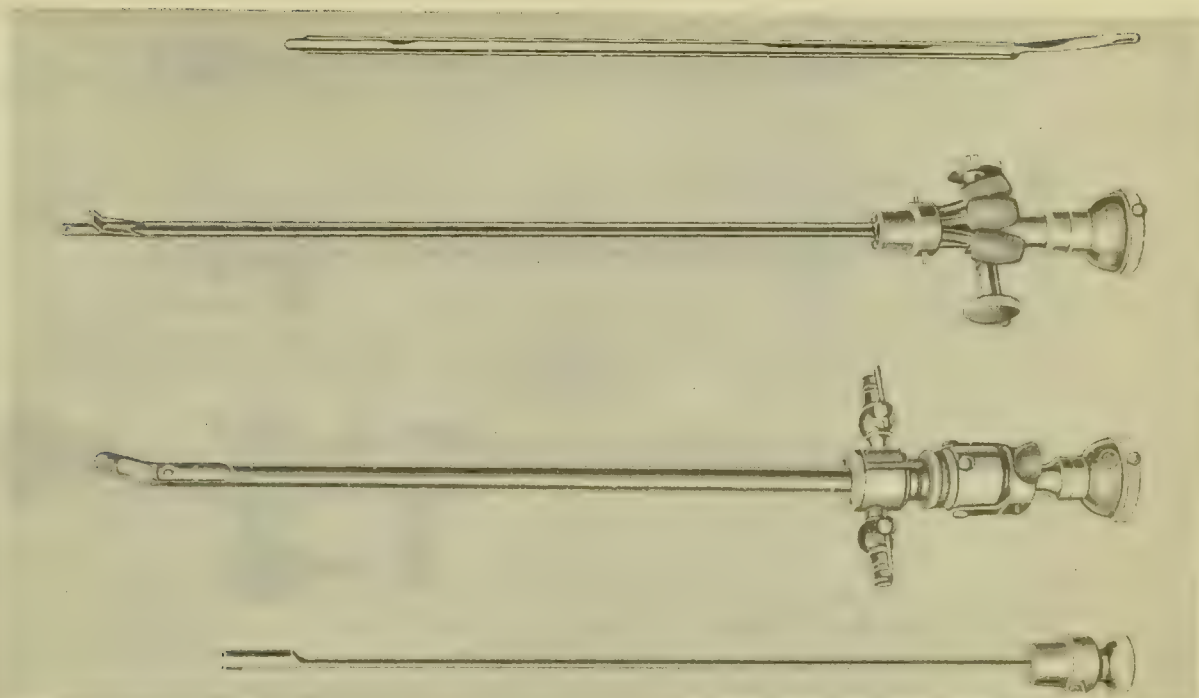
U1387

Cat. No.

- U1387 McCARTHY'S VISUAL PROSTATIC ELECTROTOME, consisting of:
 forward-oblique vision Telescope, Sheath size 28 French Catheter Gauge, Obturator,
 Loop Electrode Carrier with three Cutting Loops and one Coagulating Electrode,
 one Spare Lamp, Switch and rubber-covered Cables, Diathermy Cables, Spigot,
 Cleaning Rod, in polished mahogany case complete
- U1388 Ditto . . . but with Sheath size 26 French Catheter Gauge complete
- U1389 Spare Loops each
- *U1390 Spare Lamps, 3.5 volts each

The Sheath of this instrument is insulated for use with cutting and coagulating loops. The latter, controlled by a handwheel with rack and pinion movement, have a longitudinal travel of one inch; during the excursion of the loop, the telescope remains stationary.

**When ordering please state reference number on lamp plate inside lid of case.*



U1391

Cat. No.

U1391 MILLIN'S CONVERTIBLE CYSTO-URETHROSCOPE, consisting of: Sheath for operating, catheterising and examining, size 21½ French Catheter Gauge fitted with rotating Irrigating Taps, Obturator, wide-angle vision Examining Telescope, Convertible Telescope for operating and double Catheterising with removable fin, two X-ray opaque ureteric Catheters, Catheter Clip, one Spare Lamp, Switch and rubber-covered Cables, six each plain and perforated Rubber Caps, Spigot and Cleaning Rod, in polished mahogany case complete

U1392 Ditto .. but with Sheath size 23 French Catheter Gauge complete


*U1393 Spare Lamps, 3.5 volts each
 In this instrument all procedures are carried out through one sheath. The operating sheath has a removable fin to enable it to be readily converted from a double to a single catheterising or operating instrument; this provides a channel to admit operating instruments up to size 10 French Catheter Gauge (Forceps, Scissors, etc., see page U235).

The Examining Telescope has a wide-angle lens system which gives a wide field of view and also assists in examination of the posterior urethra.

**When ordering please state reference number on lamp plate inside lid of case.*

UROLOGICAL INSTRUMENTS

MILLIN'S PROSTATIC RESECTOSCOPE



U1394

Cat No.

U1394 MILLIN'S PROSTATIC RESECTOSCOPE, consisting of: forward-oblique vision Telescope, two Sheaths, sizes 26 and 28 French Catheter gauge, with Obturator and rotating two-way Irrigating Tap, three each two sizes Cutting Loops and one Coagulating Electrode, high frequency Diathermy Cable, Spigot, Cleaning Rod, one pair Grasping Forceps and Dissecting Forceps, Switch and rubber-covered Cables and one Spare Lamp, in polished mahogany case .. complete

U1395 Spare Electrodes each

*U1396 Spare Lamps, 3.5 volts each

As with the McCarthy Electrotome, this instrument is provided with insulated Sheaths, the loops being activated by handwheel and rack and pinion movement to give a horizontal travel of one inch.

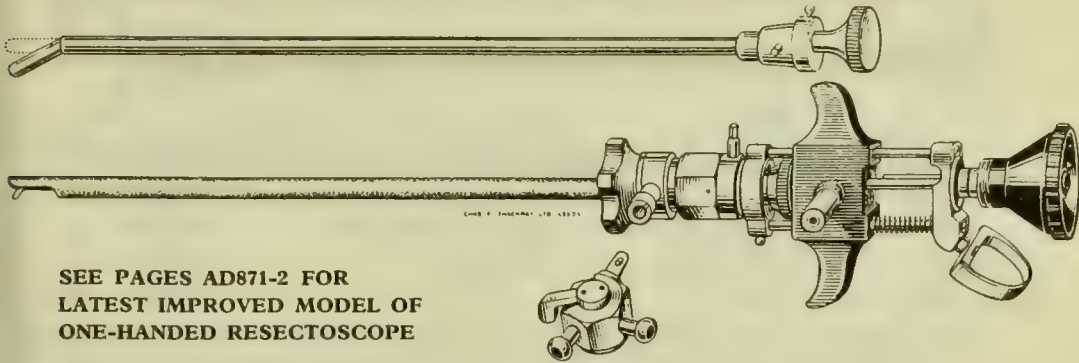
It is an improvement on the Canny Ryall Resectoscope, in which the telescope moves simultaneously with the cutting and coagulating loops during their excursion, so that they are under continuous visual control. In this present instrument, the telescope can either be locked in a fixed position (as in the original McCarthy Electrotome) or moved with the cutting or coagulating loop (as in the Canny Ryall Resectoscope).

Further refinements are the rotating two-way irrigating tap and the deflector in the beak which places the loop well behind the obstructing tissue at the commencement of the cut.

*When ordering please state reference number on lamp plate inside lid of case.

UROLOGICAL INSTRUMENTS

NESBIT'S RESECTOSCOPE, DANIEL'S MODIFICATION



SEE PAGES AD871-2 FOR
LATEST IMPROVED MODEL OF
ONE-HANDED RESECTOSCOPE

U1397

Cat. No.

U1397 NESBIT'S RESECTOSCOPE, DANIEL'S MODIFICATION, consisting of :
insulated Sheath, size 26 French Catheter Gauge with rotating Irrigating Connection
and Tap, Articulated Obturator, Cleaning Rod, forward-oblique vision Telescope,
three Cutting Loops, Coagulating Electrode, Diathermy Cable, Switch and rubber-
covered Cables, one Spare Lamp, in mahogany case complete

U1397A Ditto .. but with Sheath size 28 French Catheter Gauge .. complete

*U1398 Spare Lamps, 3.5 volts each

This is a one-handed instrument ; as will be seen from the illustration, there is a loop for the thumb and two lugs for the first and second finger of the same hand. When the two shaped lugs are brought together towards the thumb, the cutting loop or coagulating electrode is withdrawn inside the sheath, and the spring is compressed against the thumb ring ; consequently, the operating mechanism will return automatically to its forward position for the next cut. The use of a single-handed instrument of this type leaves the other hand of the operator free to palpate the prostate per rectum and the use of the O'Connor Drape (see page U237) for this purpose ensures the sterility of the surgeon's hands.


*U1400 Spare Lamps, 3.5 volts each

†Designed for removal of prostatic obstruction in children, as suggested by and made for Mr. Ashton Miller, F.R.C.S., Urological Surgeon, Bristol United Hospitals.

**When ordering please state reference number on lamp plate inside lid of case.*

UROLOGICAL INSTRUMENTS


RINGLEB'S CYSTOSCOPES



UI401


Cat. No.

- UI401 RINGLEB'S CYSTOSCOPE, for examination and irrigation, 21 French Catheter Gauge, complete with Telescope, Spare Lamp, Irrigating Nozzle, rubber-covered Cables and Spare Rubber Washers, in polished mahogany case .. complete
- UI402 Ditto .. 18 French Catheter Gauge complete
- UI403 Ditto .. 15 French Catheter Gauge, for children complete
- *UI404 Spare Lamps, 3.5 volts each



UI405


- UI405 RINGLEB'S CYSTOSCOPE, for Single Catheterisation and Irrigation, 22 French Catheter Gauge, complete with Telescope, Spare Lamp, Irrigating Nozzle, rubber-covered Cables and Spare Rubber Washers, in polished mahogany case, complete
- UI406 Ditto .. 17 French Catheter Gauge, for children complete
- *UI407 Spare Lamps, 3.5 volts each



UI408

- UI408 RINGLEB'S CYSTOSCOPE, combined set for examination, irrigation and Single Catheterisation, complete with 22 French Catheter Gauge Catheterisation Sheath, 18 French Catheter Gauge Examination Sheath, Universal Telescope, two Spare Lamps, Irrigating Nozzle, rubber-covered Cables and Spare Rubber Washers, in polished mahogany case complete
- UI409 Ditto .. with 17 French Catheter Gauge Catheterisation Sheath and 15 French Catheter Gauge Examination Sheath, for children complete
- *UI410 Spare Lamps, 3.5 volts each


**When ordering please state reference number on lamp plate inside lid of case.*



U1411

Cat. No.

- U1411 RINGLEB'S CYSTOSCOPE, for Double Catheterisation and Irrigation, 22 French Catheter Gauge, complete with Telescope, Spare Lamp, Irrigating Nozzle, rubber-covered Cables and Spare Rubber Washers, in polished mahogany case, complete
- U1412 Ditto .. 18 French Catheter Gauge, for children complete
- *U1413 Spare Lamps, 3.5 volts each



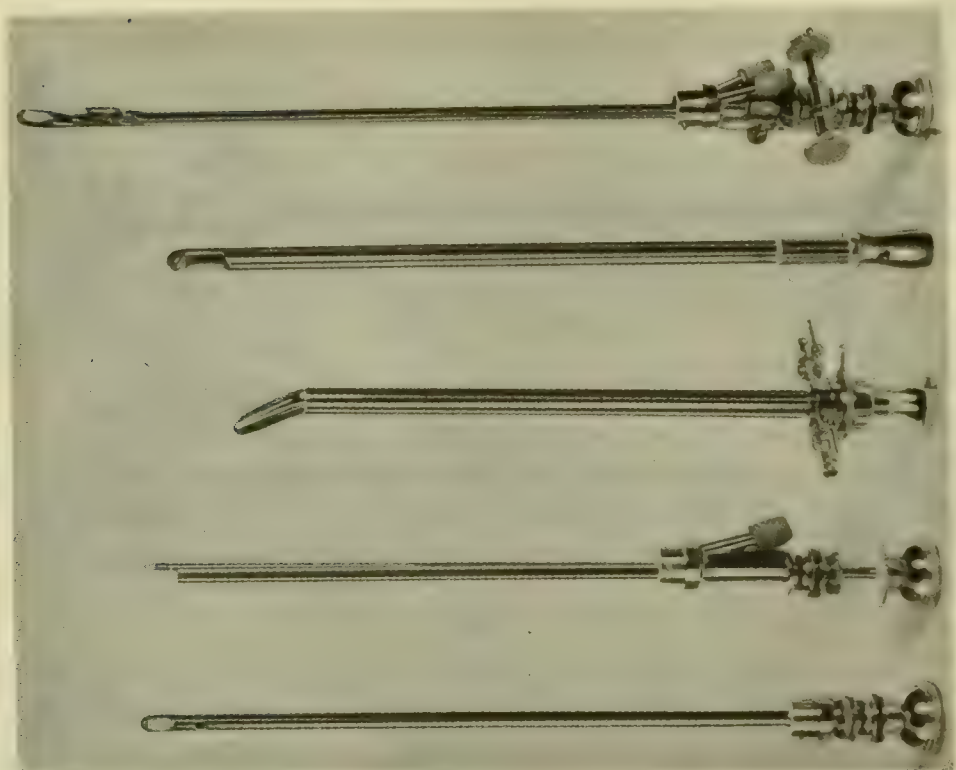
U1414

- U1414 RINGLEB'S CYSTOSCOPE, combined set for examination, irrigation and Double Catheterisation, complete with 22 French Catheter Gauge Double Catheterisation Sheath, 18 French Catheter Gauge Examination Sheath, Universal Telescope, two Spare Lamps, Irrigation Nozzle, rubber-covered Cables and Spare Rubber Washers, in polished mahogany case complete
- U1415 Ditto .. with 18 French Catheter Gauge Double Catheterisation Sheath and 15 French Catheter Gauge Examination Sheath, for children complete
- *U1416 Spare Lamps, 3.5 volts each

* When ordering please state reference number on lamp plate inside lid of case.

UROLOGICAL INSTRUMENTS

CANNY RYALL'S UNIVERSAL CYSTO-URETHROSCOPE



U1418A

Cat. No.

£ s. d.


- U1417A CANNY RYALL'S CYSTO-URETHROSCOPE, Universal Model, 24 French Catheter Gauge, consisting of: Universal Sheath with Articulated Obturator, Examining Telescope (complete in itself as a No. 18 French Catheter Gauge Examining Cystoscope), Operating Telescope, Fin for Double Catheterisation, Fin for Single Catheterisation, Flexible Guide for small Electrodes, Direct Vision Telescope and Light Carrier, Operating Channel and Evacuating Cannula. In polished mahogany case with Irrigating Nozzle, rubber-covered Cables and three Spare Lamps complete
- U1418A Ditto .. but with 28 French Catheter Gauge Sheath complete
- *U1419 Spare Lamps, 3.5 volts each

The above combination sets of instruments comprises a complete armamentarium for the Urologist. Through the one Operating Sheath (size 24 or 28 French Catheter Gauge), every operation and examination in the bladder and urethra can be carried out. Instruments such as grasping forceps, scissors, dilating forceps (see page U235) and diathermy electrodes up to size 10 or 15 French Catheter Gauge respectively, may be employed. The instrument is fully described in "Operative Cystoscopy", by the late E. Canny Ryall, F.R.C.S.

* When ordering please state reference number on lamp plate inside lid of case.

THOMPSON'S DIRECT FULL-VISION RESECTOSCOPE

(Prostatic Punch)



U1420

Cat. No.

| | | |
|--------|--|----------|
| U1420 | THOMPSON'S PROSTATIC PUNCH, sheath with obturator, 30 French Catheter Gauge, Knife Cannula with two Detachable Blades, Coagulating Electrodes, Diathermy Cable, Aspirating Nozzle, Switch and rubber-covered Cables, in polished mahogany case | complete |
| U1421 | Ditto .. but size 27 French Catheter Gauge | complete |
| *U1422 | Spare Lamps, 3.5 volts | each |


The Thompson Prostatic Punch is made in two sizes : 27 and 30 French Catheter Gauge. The knife cannula which also carries the water inlet tap is fitted with a detachable steel blade. The inlet tap also serves as the thumb grip during the punching operation and is strengthened to meet this strain.

The large bore drainage tap makes it possible to flush out most of the resected tissue without removing the observation window. A coagulating electrode is carried in a separate channel within the sheath ; when advanced it is deflected to bring the tip into the field of vision ready for immediate use.

A bubble eliminator is fitted to the observation window so that with a slight pressure on the plunger the air bubble is removed.

* When ordering please state reference number on lamp plate inside of the lid.

UROLOGICAL INSTRUMENTS



U1424

Cat. No.

- U1423 CATHETER STERILIZER, FORMALIN, with three perforated trays and one plain tray, nickel plated. Size: 16 in. by 3 in. by 3 in., complete with spirit burner each
- U1424 Ditto .. but with five perforated trays and one plain tray. Size: 16 in. by 5 in. by 5 in. each
- U1425 FORMALIN TABLETS, for above per 50 per 100



U1426

- †U1426 "MINVAC" ELECTRIC PORTABLE SUCTION PUMP, for continuous operation, complete with 4-pint glass drainage bottle, 2-way metal connection and tubing. Mounted on cream enamelled wooden base board with chromium plated carrying handle and bottle clip complete

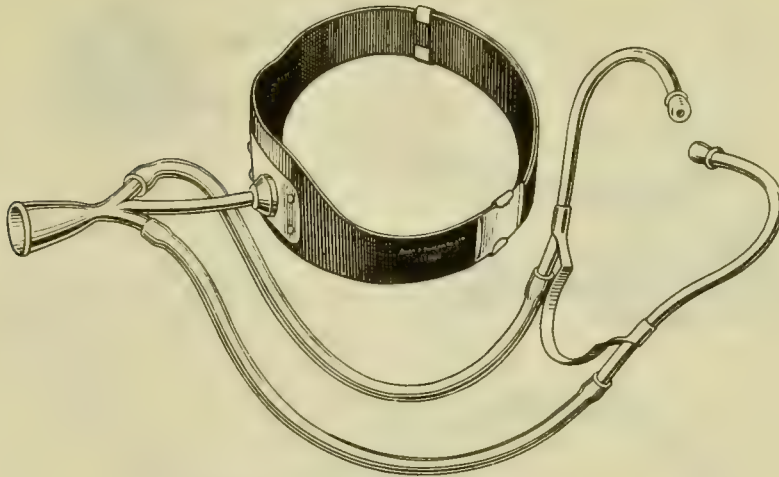
Please state Voltage when ordering.

- U1427 Spare Drainage Bottles for above each
- This pump is for use in hospital wards for slow, continuous or intermittent supra-pubic drainage of the bladder, intestines, etc. Totally enclosed and *silent* in use, the motor will work continuously as it is operated by electro-magnetic force.

Suitable for use on Alternating Current only.

NOTE.—Diathermy Machines and Accessories: please see separate section of catalogue.

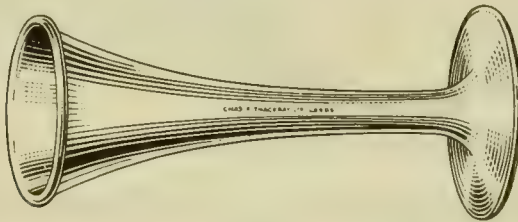
†See also page E 830.



M1428


Cat. No.

M1428 DE LEE-HILLIS' FŒTAL STETHOSCOPE, with adjustable headband, chromium plated chestpiece and headframe, complete with rubber tubing, each




M1429

M1429 PINARD'S FŒTAL STETHOSCOPE, cast aluminium each



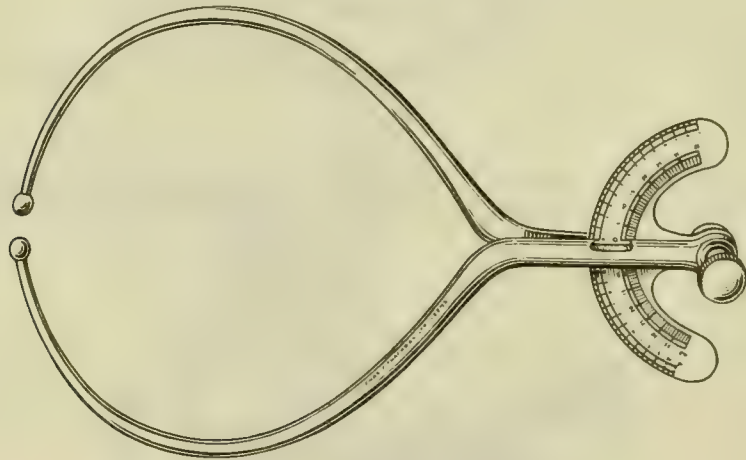
M1430

M1430 PINARD'S FŒTAL STETHOSCOPE, vulcanite, with rubber end each



M1431

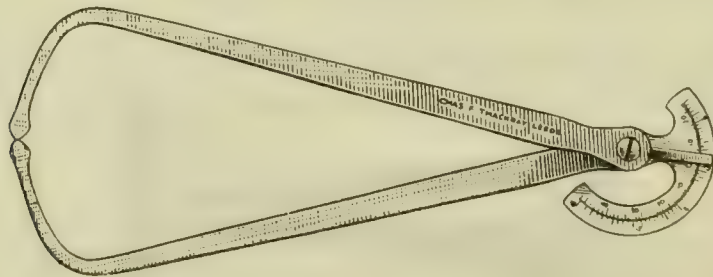
Cat. No.
 M1431 SIMPLE PATTERN PELVIMETER, external, graduated in inches and metric scale, chromium plated each



M1433

M1433 BREISKY'S PELVIMETER, internal and external, graduated in inches and metric scale, chromium plated each

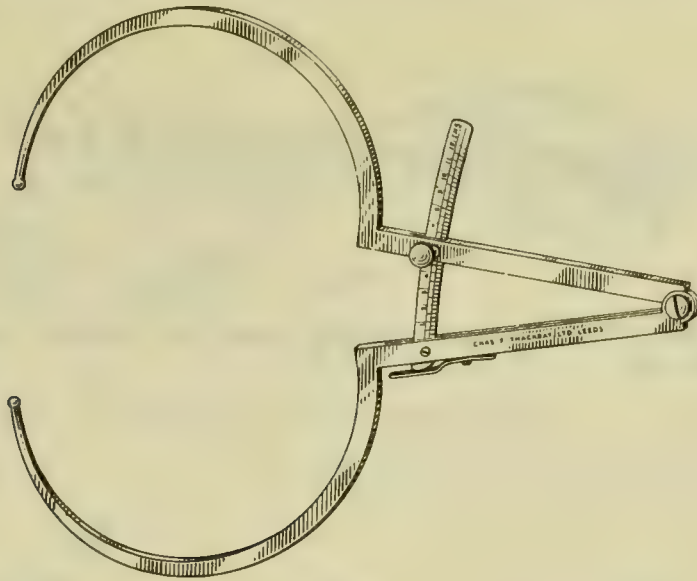
The wide curve of arms makes this instrument particularly useful for obese patients.



M1434

M1434 COLLIN'S PELVIMETER, internal and external, graduated in inches and metric scale, chromium plated each

M1434A Ditto .. stainless steel each



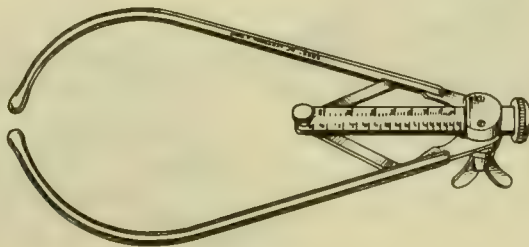
M1435

Cat. No.
M1435 DUNCAN'S PELVIMETER, external, graduated in inches and metric scale,
chromium plated each



M1436

M1436 MARTIN'S PELVIMETER, external, graduated in inches and metric scale,
chromium plated each



M1437

M1437 SLIDE-SCALE PELVIMETER, external, graduated in inches and metric scale,
chromium plated each

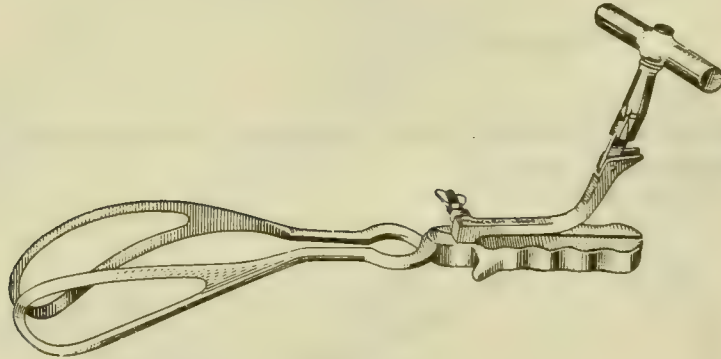
MIDWIFERY AND GYNÆCOLOGICAL INSTRUMENTS



M1438

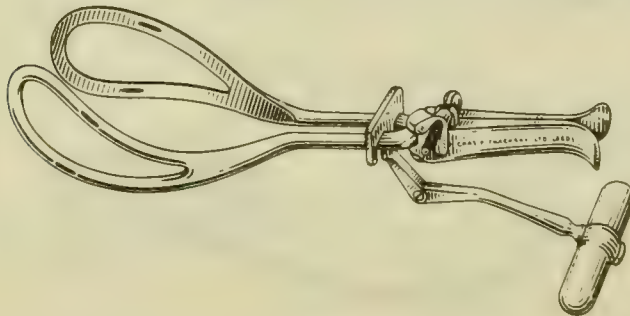
Cat. No.

M1438 ANDERSON'S MIDWIFERY FORCEPS (Barnes', with Simpson's handles),
stainless steel each



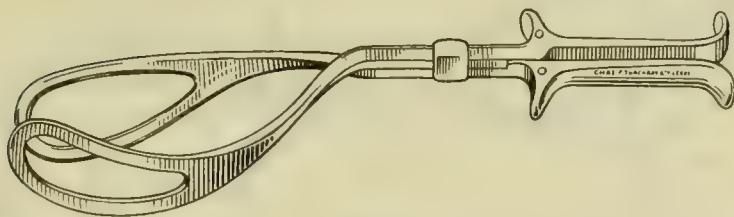
M1439

M1439 BARNES-NEVILLE'S MIDWIFERY FORCEPS (Simpson's handles), with
detachable axis traction rod and handle, stainless steel each



M1440

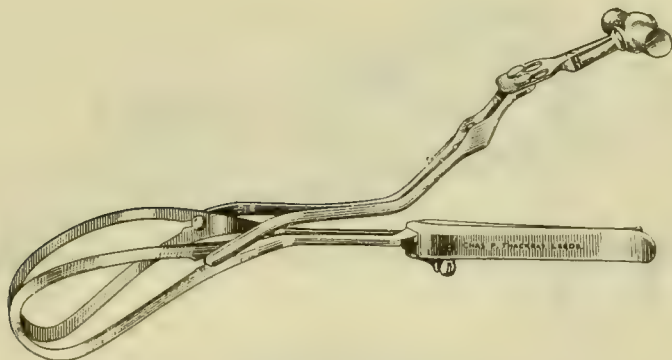
M1440 HAIG FERGUSON'S MIDWIFERY FORCEPS with detachable axis traction
rod and handle, slots in blades for tape, stainless steel each



MI441

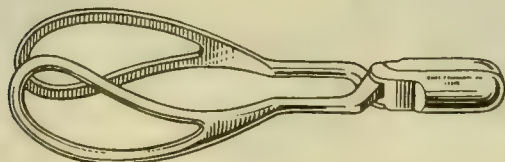
Cat. No.

MI441 KIELLAND'S MIDWIFERY FORCEPS, stainless steel each



MI442

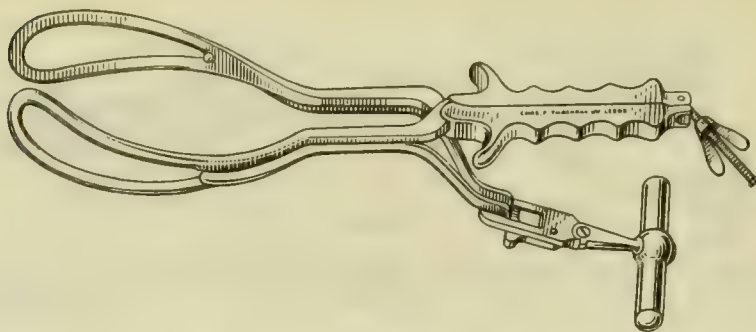
MI442 MILNE MURRAY'S MIDWIFERY FORCEPS with detachable axis traction rods and handle, stainless steel each



MI443

MI443 SIMPSON'S MIDWIFERY FORCEPS, short, stainless steel .. each

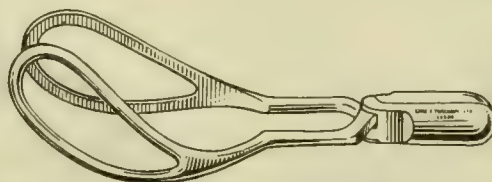
MIDWIFERY AND GYNÆCOLOGICAL INSTRUMENTS



M1444

Cat. No.

M1444 WILLIAMSON'S MIDWIFERY FORCEPS (Simpson's handles), with detachable axis traction rods and handle, stainless steel each



M1445

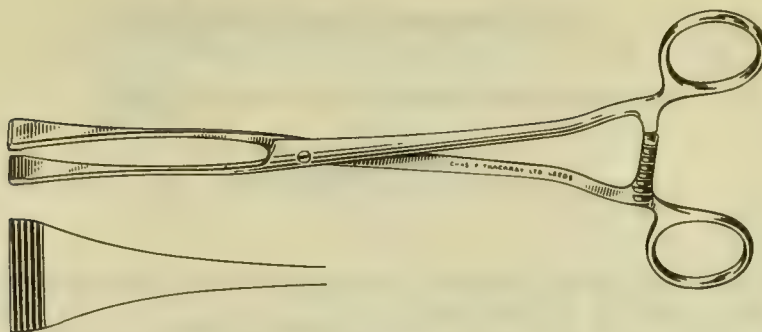
M1445 WRIGLEY'S MIDWIFERY FORCEPS, short, for lower delivery, stainless steel, each



M1446

M1446 LAPHORN-SMITH'S "OBSTETRIC HELPER", strong webbing, complete in khaki pouch each

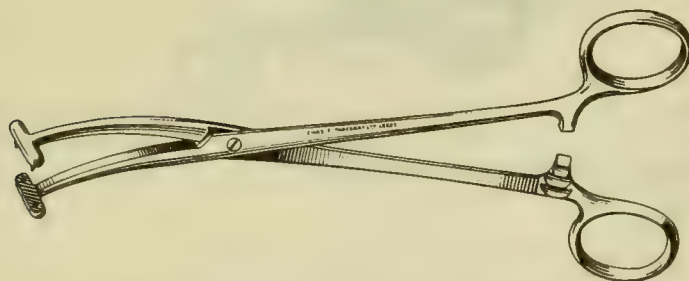
See also page U188.



M1447

Cat. No.

M1447 GREEN-ARMYTAGE'S HÆMOSTASIS FORCEPS, for use in lower segment Cæsarean section, screw joint, 8¾ in., stainless steel each

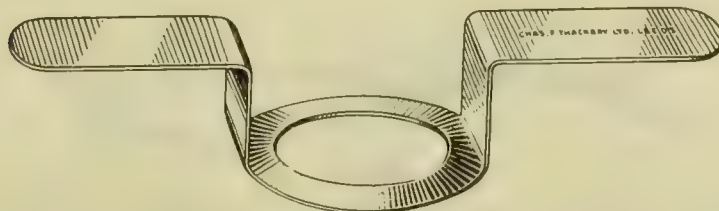


M1448

M1448 WILLETT'S PLACENTA PRÆVIA FORCEPS, screw joint, 7½ in., stainless steel each


M1449 Ditto .. 10 in. each

M1450 Ditto .. 12 in. (Bethel Solomons') each



M1451

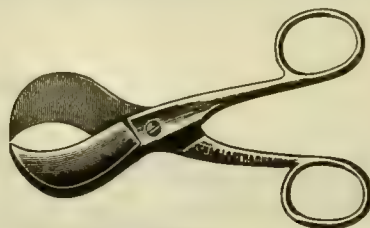
M1451 BONNEY'S UTERINE COMPRESSOR, stainless steel each



M1452

Cat. No.

M1452 CURRIE'S TROCAR and CANNULA, for removal of retained placenta by injection into the umbilical vein, chromium plated each
After introduction into the vein, the cannula (A) is tied in position. The nozzle (C) (attached to an ordinary Higginson's Syringe) is then plugged into it and the injection slowly carried out.



M1453

M1453 UMBILICAL SCISSORS, 4 in., stainless steel each



M1454

M1454 FEMALE CATHETER, glass, five sizes: 6, 7, 8, 9 and 10 English Catheter Gauge each
 M1455 Ditto .. metal, chromium plated, with stilette each
 M1456 Ditto .. solid silver, with stilette each



M1457

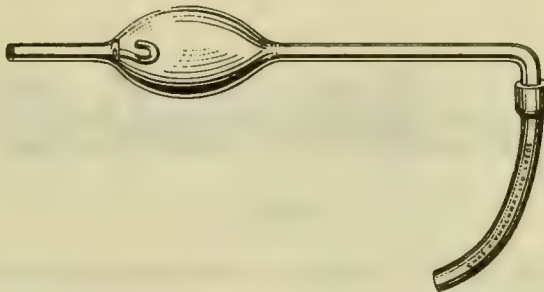
M1457 ROTUNDA HOSPITAL PATTERN FEMALE CATHETER, with stilette, chromium plated, size 8 English Catheter Gauge each

NOTE.—Catheter Gauges: page U194.



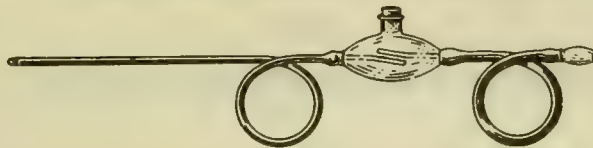
M1458

Cat. No.
M1458 GIBSON'S MUCUS CATHETER, glass, with connecting rubber .. each



M1459

M1459 QUEEN CHARLOTTE'S HOSPITAL PATTERN MUCUS CATHETER,
glass, with rubber tube each



M1460


M1460 MUCUS CATHETER, with glass safety chamber, glass mouthpiece, con-
necting rubber and catheter each



M1461

M1461 CARTON-COWELL'S MUCUS CATHETER, with lateral holes, chromium
plated each
M1462 Ditto .. with terminal hole each

MIDWIFERY AND GYNÆCOLOGICAL INSTRUMENTS



M1463

Cat. No.

M1463 FEMALE SYRINGE, glass, with cotton plunger, capacity: $\frac{1}{2}$ oz., 1 oz., 2 oz., 3 oz. and 4 oz. each



M1464

M1464 GLYCERINE SYRINGE, vulcanite, with glass barrel and leather plunger, capacity: 1 oz. and 2 oz. each



M1465

M1465 GLYCERINE SYRINGE, all metal, chromium plated, capacity: $\frac{1}{2}$ oz. each



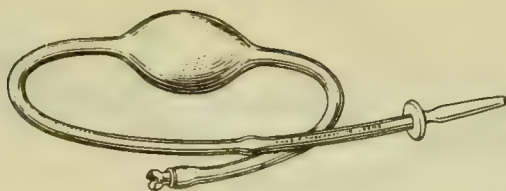
M1466



M1467

M1466 VAGINAL PIPE, curved, glass each

M1467 Ditto . . straight each




M1468

Cat. No.
M1468 HIGGINSON'S SYRINGE, rubber, with bone pipe each



M1469

M1469 VAGINAL PIPE, for Higginson's Syringe, rubber each



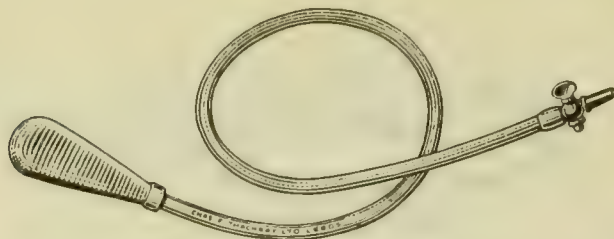
M1470

M1470 CURRIE'S INDUCTION CATHETER, with stilette, for perforation of the membrane, chromium plated each




M1471

M1471 DREW SMYTHE'S INDUCTION CATHETER, with stilette, for perforation of the membrane, chromium plated each



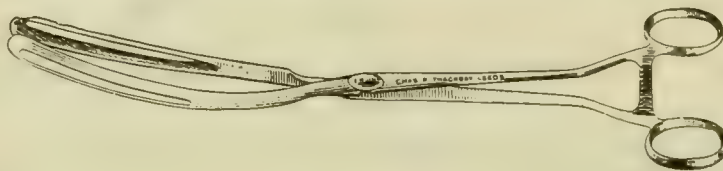
M1472

Cat. No. M1472 TAYLOR'S HYDROSTATIC BAG, rubber, with vulcanite stopcock . . . each



M1473

M1473 CHAMPETIER DE RIBES' DILATING BAG, rubber, with vulcanite stopcock, three-sizes: 8, 14 and 20 oz. each



M1474

M1474 INTRODUCING FORCEPS for Champetier de Ribes' bags, take-off joint, 12 in., stainless steel each



M1475

M1475 LAWSON TAIT'S PERINEORRHAPHY SCISSORS, angled laterally, 5 in., stainless steel each



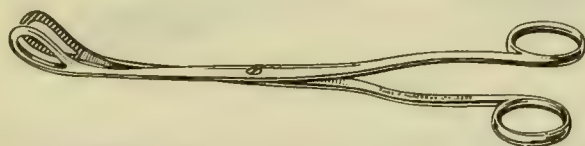
M1476

Cat. No.
M1476 GREENHALGH'S OVUM FORCEPS, screw joint, 9½ in., stainless steel each



M1477

M1477 McCANN'S OVUM FORCEPS, screw joint, 9½ in., stainless steel each



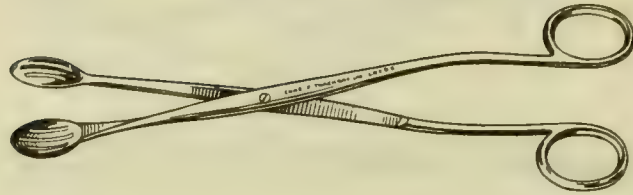
M1478

M1478 McCLINTOCK'S OVUM FORCEPS, screw joint, 9½ in., stainless steel each



M1479

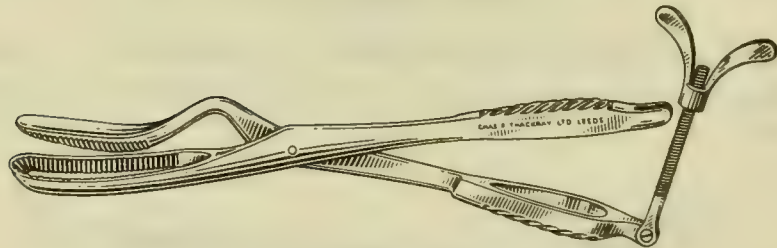
M1479 RABAGLIATI'S OVUM FORCEPS, screw joint, 9½ in., stainless steel each



M1480

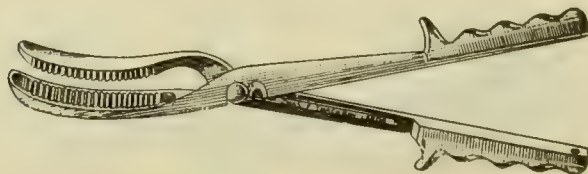
Cat. No.

M1480 HEYWOOD SMITH'S OVUM FORCEPS, screw joint, 10½ in., stainless steel, each



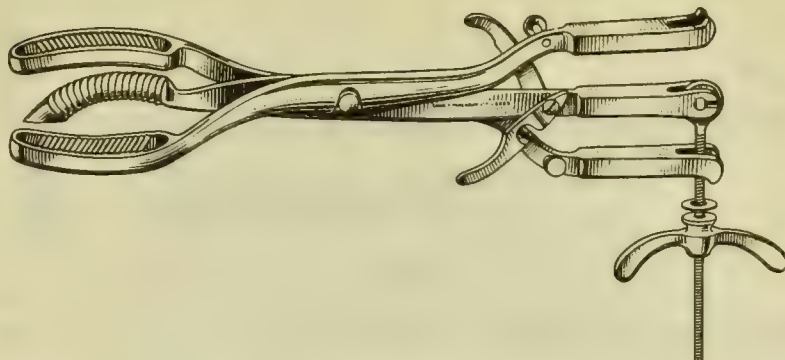
M1481

M1481 BARNE'S CRANIOTOMY FORCEPS, take-off joint, stainless steel each



M1482


M1482 SIMPSON'S CRANIOTOMY FORCEPS, take-off joint, stainless steel each



M1483

Cat. No.

M1483 WINTER'S CRANIOCLAST AND CEPHALOTRIBE, take-off joint, stainless steel each




M1484

M1484 TARGETT'S BLUNT HOOK, stainless steel each



M1485


M1485 BLUNT HOOK AND CROTCHET, stainless steel each



M1486


M1486 DOUBLE BLUNT HOOK, stainless steel each

MIDWIFERY AND GYNÆCOLOGICAL INSTRUMENTS




M1487

Cat. No.
M1487 BRAUN'S DECAPITATING HOOK, stainless steel each




M1488

M1488 GALABIN'S DECAPITATING HOOK, stainless steel each



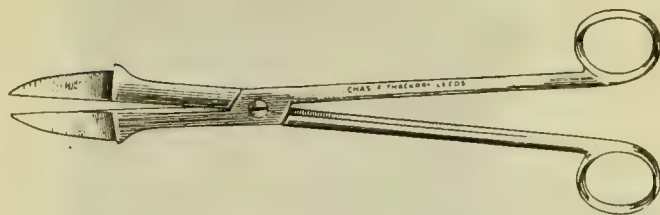
M1489

M1489 JARDINE'S DECAPITATING HOOK, stainless steel, chromium plated handle
each



M1490

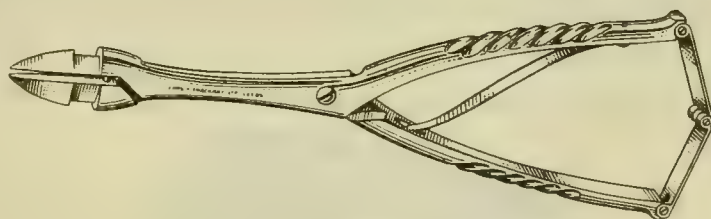
M1490 RAMSBOTHAM'S DECAPITATING HOOK, stainless steel, chromium plated
handle each



M1491

Cat. No.

M1491 DENMAN'S PERFORATOR, with straight blades, screw joint, 10 in., stainless steel each



M1492

M1492 SIMPSON'S PERFORATOR, with straight blades, screw joint, 11 1/4 in., stainless steel each

M1493 Ditto .. with curved blades each



M1494

M1494 QUEEN CHARLOTTE'S HOSPITAL PATTERN EMBRYOTOMY SCISSORS, curved-on-flat, 12 in., stainless steel each

MIDWIFERY AND GYNÆCOLOGICAL INSTRUMENTS



M1495


Cat. No.

- M1495 MIDWIFERY or SURGICAL KIT BAG, with compartment at base for sterilizer (not included), and rack with bottles (included); complete with white, detachable, washable lining fitted with loops for instruments. Size: 18 in. long. Long grain real hide, black or brown each
- M1496 Spare Linings for above each
- M1497 Sterilizer for above, with stand and spirit burner, nickel plated .. each



M1498

- M1498 MIDWIFERY or SURGICAL KIT BAG, with compartment at base for sterilizer (not included), complete with bottles and white, detachable, washable lining fitted with loops for bottles and instruments. Size: 18 in. long. Long grain real hide, black or brown each
- M1499 Spare Linings for above each
- M1500 Sterilizer for above, with stand and spirit burner, nickel plated .. each



M1501

Cat. No.

- | | | | | | | | |
|-------|---|----|----|----|----|----|------|
| M1501 | MIDWIFERY CASE, with compartment at base for sterilizer (<i>not</i> included) and rack <i>with</i> bottles (included); complete with white, detachable, washable lining fitted with loops for instruments. Size: 18 $\frac{3}{8}$ in. by 7 $\frac{3}{8}$ in. by 10 $\frac{1}{4}$ in. †Long grain real hide, black or brown | .. | .. | .. | .. | .. | each |
| M1502 | Spare Linings for above | .. | .. | .. | .. | .. | each |
| M1503 | Sterilizer for above, with stand and spirit burner, nickel plated | .. | .. | .. | .. | .. | each |




M1504

- | | | | | | | | |
|-------|---|----|----|----|----|----|------|
| M1504 | MIDWIFERY CASE, with compartment at base for sterilizer (<i>not</i> included); complete with white, detachable, washable lining fitted with loops for bottles (<i>not</i> included). Size: 18 $\frac{1}{2}$ in. by 10 $\frac{3}{8}$ in. by 6 $\frac{1}{2}$ in. †Long grain real hide, black or brown, | .. | .. | .. | .. | .. | each |
| M1505 | Spare Linings for above | .. | .. | .. | .. | .. | each |
| M1506 | Sterilizer for above, with stand and spirit burner, nickel plated | .. | .. | .. | .. | .. | each |

†Plain smooth hide can be supplied at extra cost.


MIDWIFERY AND GYNÆCOLOGICAL INSTRUMENTS



M1507

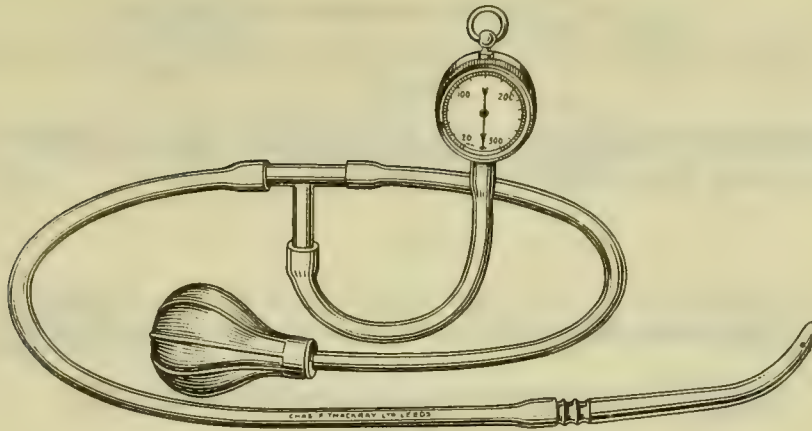
Cat. No.

- M1507 PROVIS' TUBAL INFLATION APPARATUS, consisting of: regulating valve for Sparklets bulb, glass bottle and volumeter, aneroid manometer and chromium plated uterine tube, complete with fittings, rubber tubing, spare volumeter and twelve CO₂ Sparklets bulbs, in polished mahogany case .. complete
- M1508 Spare Glass Volumeters each
- M1509 Sparklets Bulbs, CO₂, in boxes of ten bulbs per box



M1510

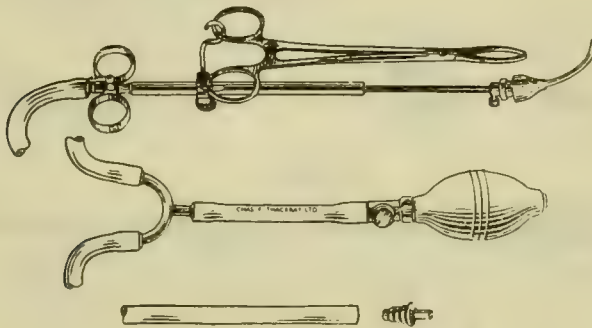
- M1510 SHARMAN'S KYMOGRAPHIC APPARATUS, Mark 3, for uterotubal insufflation, with ink, two cylinders, uterine tube and 100 charts .. complete
- M1511 Spare CO₂ Cylinders each
- 220/250 volts, A.C. only. *Please write for descriptive leaflet.*



M1512

Cat. No.

- M1512 BONNEY'S TUBAL INFLATION APPARATUS, consisting of: aneroid manometer, rubber ball, tubing and chromium plated uterine tube, 11 mm. diameter, in leather case complete
- M1513 Spare Uterine Tubes for above, two sizes. / mm. and 11 mm. diameter, chromium plated each




M1514

- M1514 CURRIE'S TUBAL INFLATION APPARATUS, for use in conjunction with mercurial sphygmomanometer (†forceps not included) .. complete
- M1514A Currie's Tube only with I.R. Acorn and hooks for forceps, chromium plated, complete

The armband of the sphygmomanometer is disconnected from the manometer and replaced by the above apparatus. Can be used with air or Lipiodol. In the latter case, the rubber tubing with metal connection is removed from the cannula to enable a Record fitting syringe to be attached.

†Littlewood's Tissue Forceps, Fig. G376.

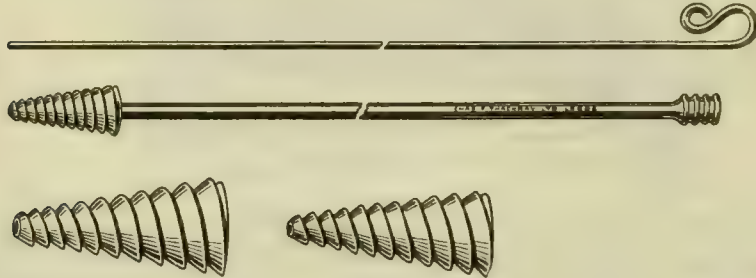
MIDWIFERY AND GYNÆCOLOGICAL INSTRUMENTS



M1515


Cat. No.

M1515 HAYES-PROVIS' UTERINE TUBE, with rubber cone fitted to metal collar, with stilette, Record mount, chromium plated each



M1516

M1516 LEECH-WILKINSON'S CANNULA, for transuterine insufflation and salpingography, with self-retaining fixed spiral cone and fitted with stilette, Record mount, two sizes of cone: large and small, chromium plated each



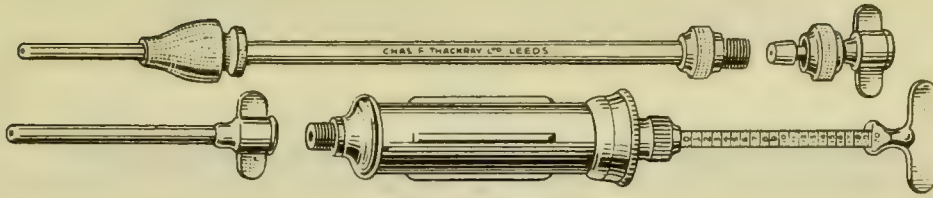
M1517

M1517 PROVIS' UTERINE TUBE, with stilette, Record mount, chromium plated, each



M1518

M1518 BONNEY'S TUBAL INFLATION SYRINGE, with silver pipe and rubber ball, for insertion from the abdominal end each



M1519

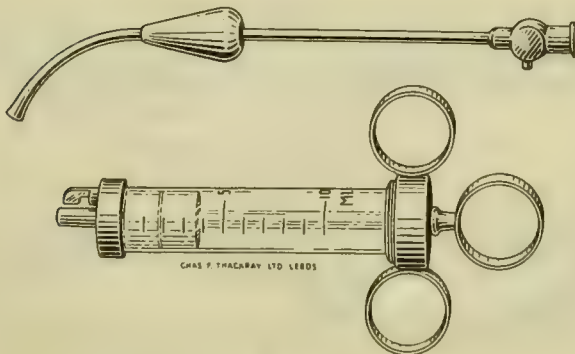
Cat No.

M1519 GREEN-ARMYTAGE'S UTERINE SYRINGE, 20 ml. for salpingography with Lipiodol, all metal, chromium plated, with chromium plated uterine tube, fitted with rubber cone complete



M1520

M1520 DREW SMYTHE'S UTERINE CATHETER, Record mount, for glycerine injection, chromium plated (*without* syringe) each



M1521

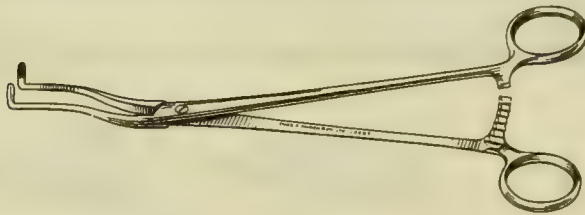
M1521 EVERARD WILLIAMS' SYRINGE, for injecting barium cream into the uterus, 10 ml. syringe with chromium plated tube, in chromium plated case .. complete



M1522

Cat. No.

M1522 REMINGTON HOBBS' CATHETER, rubber, with terminal hole, graduated in inches, sizes: 3, 4, 5, 6 and 7 English Catheter Gauge each



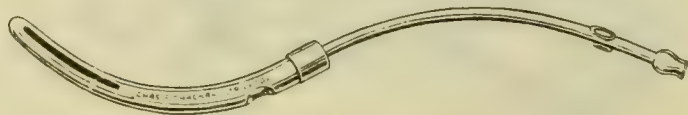
M1523

M1523 REMINGTON HOBBS' INTRODUCING FORCEPS, for above, screw joint, stainless steel each




M1524

M1524 REMINGTON HOBBS' RETRACTOR, for the anterior wall, stainless steel, each



M1525


M1525 BOZEMANN'S FLUSHING TUBE, chromium plated, three sizes: 7, 8 and 9 mm. diameter each



M1526

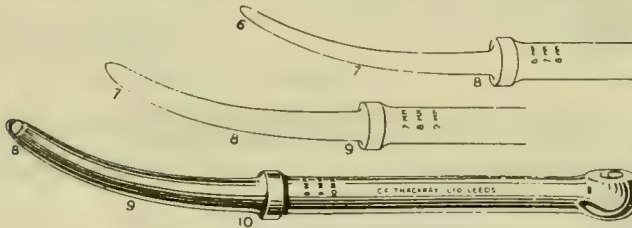
Cat. No.

- M1526 BUDIN'S FLUSHING TUBE, double channel, chromium plated, two sizes:
 8 mm. and 10.5 mm. diameter each
 M1526A Ditto .. glass, two sizes: 12 mm. and 14 mm. diameter each



M1527

- M1527 GIBSON'S FLUSHING TUBE, chromium plated, 13 mm. diameter each



M1528

- M1528 BONNEY-BARKER'S UTERINE DILATORS, stainless steel, sixteen sizes:
 3-4-5, 4-5-6, 5-6-7, 6-7-8, 7-8-9, 8-9-10, 9-10-11, 10-11-12, 11-12-13,
 12-13-14, 13-14-15, 14-15-16, 15-16-17, 16-17-18, 17-18-19, 18-19-20 mm.
 diameter each
 M1529 Ditto .. set of sixteen dilators in khaki wrap set
 M1530 Ditto .. ditto .. in polished mahogany case set
 M1531 Ditto .. ditto .. chromium plated metal case set

The special tapering end gives a gradual dilation of the cervix. This, together with the short length overcomes the danger of rupture of the cervix and perforation of the body of the uterus.

The diameter of the end of each dilator is the same as the middle of the preceding one, thus giving gradual dilation.

The enlarged rim at the junction of the handle prevents the instrument being passed farther than 2½ in. into the uterus, so that perforation is impossible except in the case of a very undersized organ.

Vide "B.M.J.", April 8th, 1939.

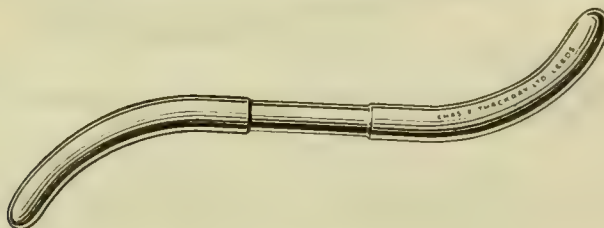
MIDWIFERY AND GYNÆCOLOGICAL INSTRUMENTS



M1532


Cat. No.

| | | | | | |
|-------|---|----|----|----|------|
| M1532 | CLIFFORD AND WALL'S UTERINE DILATORS, double-ended, chromium plated, seven sizes: 5-6 x 6-7, 7-8 x 8-9, 9-10 x 10-11, 11-12 x 12-13, 13-14 x 14-15, 15-16 x 16-17, 17-18 x 18-19 E.C.G. | .. | .. | .. | each |
| M1533 | Ditto .. set of seven dilators in khaki wrap | .. | .. | .. | set |
| M1534 | Ditto .. ditto .. in polished mahogany case | .. | .. | .. | set |
| M1535 | Ditto .. ditto .. in chromium plated metal case | .. | .. | .. | set |



M1536

| | | | | | | |
|-------|--|----|----|----|----|------|
| M1536 | FENTON'S UTERINE DILATORS, double-ended, chromium plated, twelve sizes: 3 x 4, 5 x 6, 7 x 8, 9 x 10, 11 x 12, 13 x 14, 15 x 16, 17 x 18, 19 x 20, 21 x 22, 23 x 24, 25 x 26 mm. diameter | .. | .. | .. | .. | each |
| M1537 | Ditto .. set of twelve dilators in khaki wrap | .. | .. | .. | .. | set |
| M1538 | Ditto .. ditto .. in polished mahogany case | .. | .. | .. | .. | set |
| M1539 | Ditto .. ditto .. in chromium plated metal case | .. | .. | .. | .. | set |




M1540

| | | | | | | |
|-------|---|----|----|----|----|------|
| M1540 | HAWKINS-AMBLER'S UTERINE DILATORS, chromium plated, sixteen sizes: 3-6, 4-7, 5-8, 6-9, 7-10, 8-11, 9-12, 10-13, 11-14, 12-15, 13-16, 14-17, 15-18, 16-19, 17-20, 18-21 mm. diameter | .. | .. | .. | .. | each |
| M1541 | Ditto .. set of sixteen dilators in khaki wrap | .. | .. | .. | .. | set |
| M1542 | Ditto .. ditto .. in polished mahogany case | .. | .. | .. | .. | set |
| M1543 | Ditto .. ditto .. in chromium plated metal case | .. | .. | .. | .. | set |


E.C.G. = *English Catheter Gauge.*

NOTE.—Sets of dilators to choice can be supplied in khaki wraps, wooden and metal cases to order.



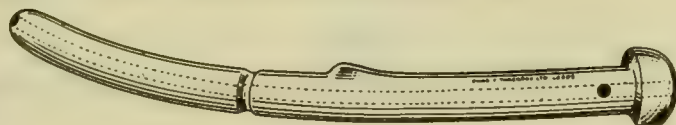
M1544

| | | | | | |
|----------|--|----|----|----|------|
| Cat. No. | | | | | |
| M1544 | HEGAR'S UTERINE DILATORS, single-ended, chromium plated, twenty-five sizes: 2 to 26 mm. diameter | .. | .. | .. | each |
| M1545 | Ditto .. set of twenty-five dilators in khaki wrap | .. | .. | .. | set |
| M1546 | Ditto .. ditto .. in polished mahogany case | .. | .. | .. | set |
| M1547 | Ditto .. ditto .. in chromium plated metal case | .. | .. | .. | set |



M1548

| | | | | | | |
|-------|---|----|----|----|----|------|
| M1548 | HEGAR'S UTERINE DILATORS, double-ended, chromium plated, twelve sizes: 1 x 2, 3 x 4, 5 x 6, 7 x 8, 9 x 10, 11 x 12, 13 x 14, 15 x 16, 17 x 18, 19 x 20, 21 x 22, 23 x 24 mm. diameter | .. | .. | .. | .. | each |
| M1549 | Ditto .. set of twelve dilators in khaki wrap | .. | .. | .. | .. | set |
| M1550 | Ditto .. ditto .. in polished mahogany case | .. | .. | .. | .. | set |
| M1551 | Ditto .. ditto .. chromium plated metal case | .. | .. | .. | .. | set |
| M1552 | Ditto .. set of eight dilators sizes: 3 x 4 to 17 x 18 mm. diameter in khaki wrap, | | | | | set |
| M1553 | Ditto .. ditto .. in polished mahogany case | .. | .. | .. | .. | set |
| M1554 | Ditto .. ditto .. in chromium plated metal case | .. | .. | .. | .. | set |

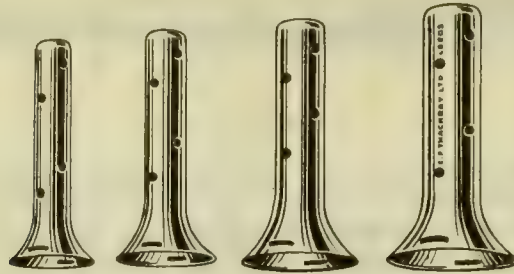


M1555

| | | | | | | |
|-------|---|----|----|----|----|------|
| M1555 | RAMSAY'S UTERINE DILATORS, cannulated, with terminal hole, chromium plated, sixteen sizes: 3-6, 4-7, 5-8, 6-9, 7-10, 8-11, 9-12, 10-13, 11-14, 12-15, 13-16, 14-17, 15-18, 16-19, 17-20, 18-21 mm. diameter | .. | .. | .. | .. | each |
| M1556 | Ditto .. set of sixteen dilators in khaki wrap | .. | .. | .. | .. | set |
| M1557 | Ditto .. ditto .. in polished mahogany case | .. | .. | .. | .. | set |
| M1558 | Ditto .. ditto .. in chromium plated metal case | .. | .. | .. | .. | set |

NOTE.—Sets of dilators to choice can be supplied in khaki wraps, wooden and metal cases to order.

MIDWIFERY AND GYNÆCOLOGICAL INSTRUMENTS



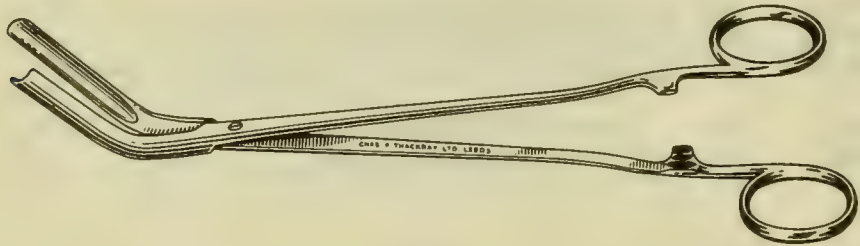
M1559

Cat. No. M1559 McCULLAGH'S INTRA-UTERINE STEMS, for dysmenorrhœa, silver plated, four sizes: 8, 10, 12 and 14 mm. diameter each




M1560

M1560 LAMINARIA TENTS, solid, in boxes of twelve assorted sizes .. box
M1561 Ditto .. sterile, in boxes of three glass tubes box




M1562

M1562 INTRODUCING FORCEPS, for Laminaria Tents, screw joint, 9½ in., stainless steel each



M1563

M1563 SIMS' VAGINAL DILATORS, glass, six sizes: 7/8 in., 1 in., 1 1/8 in., 1 1/4 in., 1 3/8 in. and 1 1/2 in. diameter at base each
M1563A Ditto .. vulcanite, six sizes: 7/8 in., 1 in., 1 1/8 in., 1 1/4 in., 1 5/8 in. and 1 3/4 in. diameter at base each



M1564

Cat. No.
M1564 GALABIN'S UTERINE SOUND, 11½ in., silver plated each




M1565

M1565 HORROCKS' UTERINE SOUND, 11½ in., silver plated each




M1566

M1566 SIMPSON'S UTERINE SOUND, 11½ in., silver plated each



A





B

M1567-8

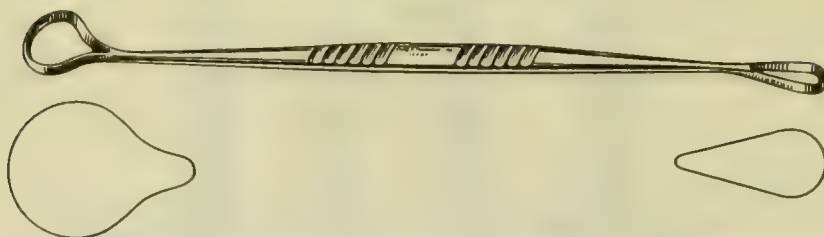
M1567 PLAYFAIR'S PROBE, roughened end, aluminium (A) each

M1568 Ditto .. spiked end (B) each




M1569

M1569 PLAYFAIR'S PROBE, spiked copper end, chromium plated each




M1570

Cat. No.
M1570 GERVIS' UTERINE CURETTE, double-ended, sharp, 10½ in., stainless steel, each



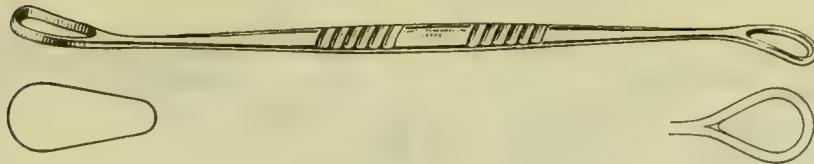
M1571

M1571 SIMS' UTERINE CURETTE, single-ended, sharp, 10 in., three sizes: small, medium and large, stainless steel each
M1572 Ditto .. blunt each



M1573


M1573 SIMS' UTERINE CURETTE, double-ended, sharp, 10 in., stainless steel, each



M1574

Cat. No.

M1574 SIMS' UTERINE CURETTE, double-ended, sharp and blunt ends, 10 in., stainless steel each



M1575

M1575 CHELSEA HOSPITAL PATTERN FLUSHING CURETTE, sharp, stainless steel blade, 12½ in., chromium plated each

*M1576 Ditto .. with stopcock on mount each



M1577

M1577 DONALD'S FLUSHING CURETTE, sharp, stainless steel blade, 13 in., chromium plated each

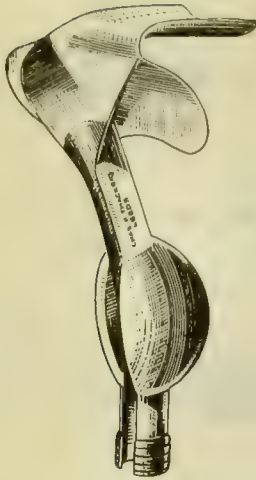


M1578

M1578 RHEINSTÄDTER'S FLUSHING CURETTE, blunt, 11½ in., three sizes: ⅙ in., ⅚ in. and ⅞ in. width of scoop, chromium plated each

*Not illustrated

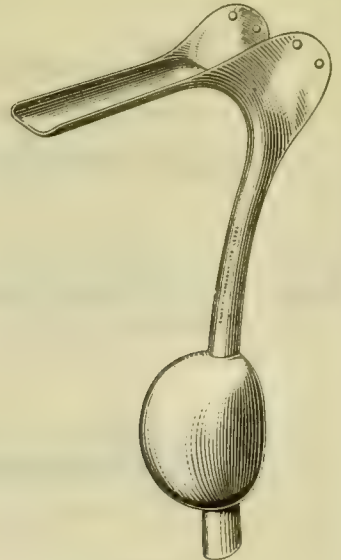
MIDWIFERY AND GYNÆCOLOGICAL INSTRUMENTS



M1579



M1581



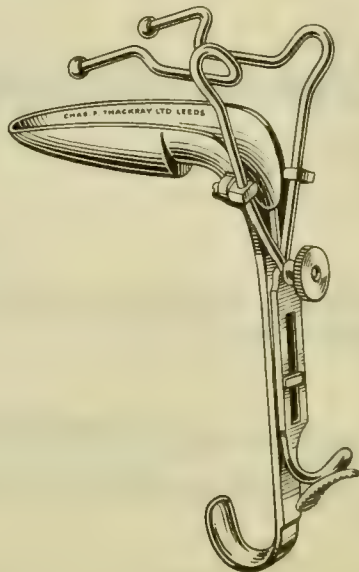
M1582

Cat. No.

| | | | | | | | | | | |
|-------|--|----|----|----|----|----|----|----|----|------|
| M1579 | AUVARD'S VAGINAL SPECULUM, with fixed weight, blade 2½ in. long, chromium plated | .. | .. | .. | .. | .. | .. | .. | .. | each |
| M1580 | Ditto .. with detachable weight | .. | .. | .. | .. | .. | .. | .. | .. | each |
| M1581 | MAGIAN'S SIEVE, for use with Auvard's type Specula, chromium plated | .. | .. | .. | .. | .. | .. | .. | .. | each |
| M1582 | AUVARD'S VAGINAL SPECULUM, seamless pattern, with fixed weight, blade 3½ in. long, chromium plated | .. | .. | .. | .. | .. | .. | .. | .. | each |
| M1583 | Ditto .. with detachable weight | .. | .. | .. | .. | .. | .. | .. | .. | each |



M1584

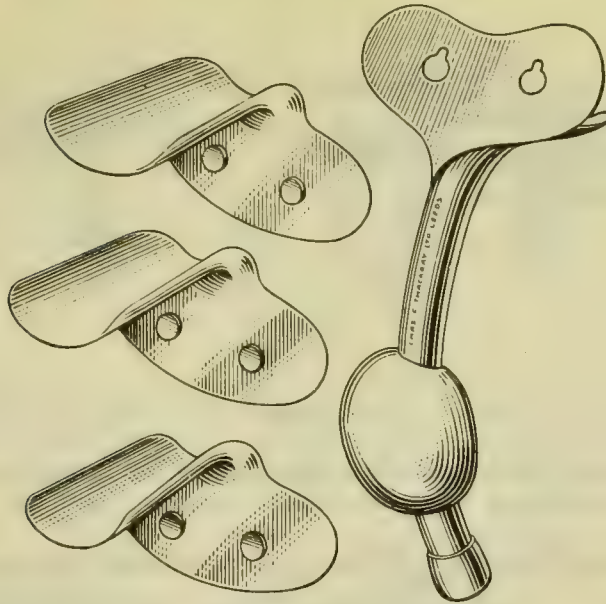


M1585

M1584 BAILEY'S LIGHTWEIGHT VAGINAL SPECULUM, with fixed weight, blade 3 in. long, chromium plated each

Vide "B.M.J.", August 30th, 1952. Page 512.

M1585 TRI-BLADE VAGINAL SPECULUM, adjustable, chromium plated each



M1586

Cat. No. M1586 RAMSAY'S modified AUVARD'S VAGINAL SPECULUM, with three interchangeable blades and fixed weight, chromium plated set



287-6015

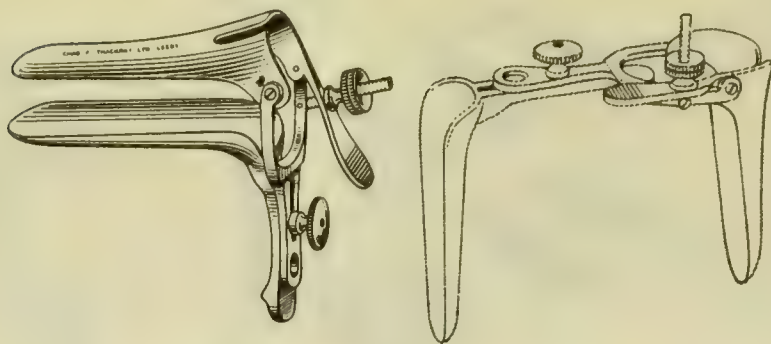
Cat. No. 287-6015 CERVICAL OCCLUSION CONE with DETACHABLE INTRODUCER, diameter of cone 15 mm chromium plated

287-6016 Spare CONES only

This instrument is designed to occlude the cervix before hysterectomy by screwing the cone into the canal in cases of carcinoma of the body of the uterus. It helps to prevent the spill of cancer cells into the pelvis and vagina at the time of operation.

As used at the City General Hospital, Gloucester.

MIDWIFERY AND GYNÆCOLOGICAL INSTRUMENTS

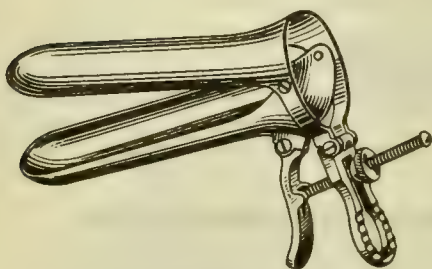


M1590

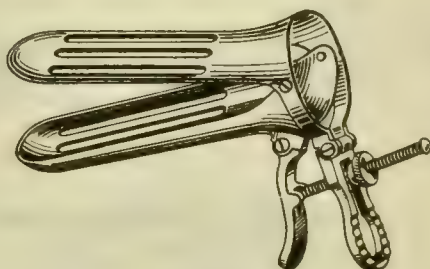
Cat. No.

†M1590 BREWER'S VAGINAL SPECULUM, three sizes: large ($4\frac{5}{8}$ in. long x $1\frac{3}{8}$ in. wide), medium ($4\frac{1}{4}$ in. long x $1\frac{1}{4}$ in. wide), small ($3\frac{3}{4}$ in. long x 1 in. wide); chromium plated each

†See Addendum for details of extra small size (Beynon's modification)



M1591



M1592


M1591 CUSCO'S VAGINAL SPECULUM, three sizes: small, medium and large, chromium plated each

M1592 CUSCO'S VAGINAL SPECULUM, with fenestrated blades, three sizes: small, medium and large, chromium plated each



M1593

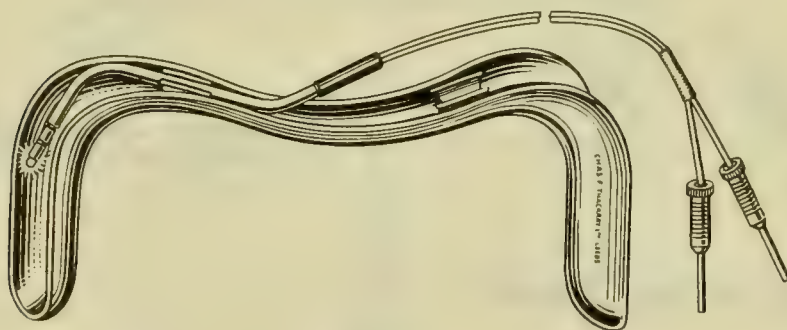
M1593 FERGUSSON'S VAGINAL SPECULUM, four sizes: $\frac{7}{8}$ in., $1\frac{1}{8}$ in., $1\frac{3}{8}$ and $1\frac{1}{2}$ in. diameter at end, chromium plated each



M1594

Cat. No.

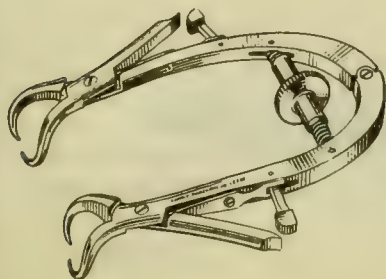
M1594 SIMS' VAGINAL SPECULUM, three sizes: small, $2\frac{1}{2}$ " long \times 1" wide and $2\frac{3}{8}$ " long \times $\frac{7}{8}$ " wide; medium, $2\frac{3}{4}$ " long \times $1\frac{3}{16}$ " wide and $2\frac{5}{8}$ " long \times $1\frac{1}{16}$ " wide; and large, $3\frac{7}{8}$ " long \times $1\frac{5}{16}$ " wide and $3\frac{1}{4}$ " long \times $1\frac{3}{16}$ " wide, chromium plated .. each



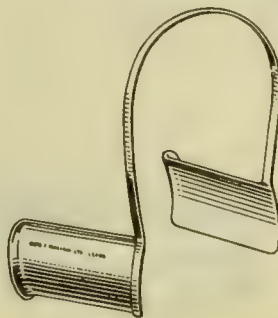
M1595

M1595 SIMS' VAGINAL SPECULUM, with detachable light carrier, three sizes: small, medium and large, chromium plated, complete with spare lamp and rubber-covered cables each

M1596 Spare Lamps for above, 3.5 volts each



M1597

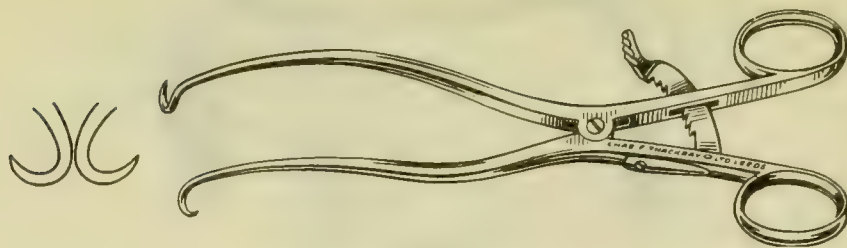


M1598

M1597 BLAIR BELL'S (or Friedmann's) VULVA RETRACTOR, stainless steel each

M1598 COLLINS' VAGINAL RETRACTOR, self-retaining, chromium plated, each

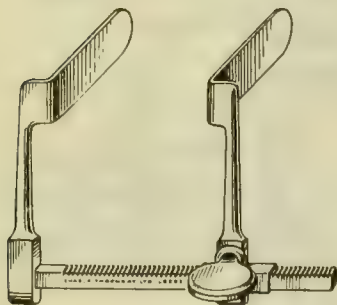
MIDWIFERY AND GYNÆCOLOGICAL INSTRUMENTS



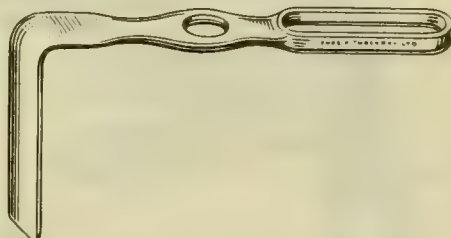
M1599

Cat. No.

M1599 GELPI'S VULVA RETRACTOR, self-retaining, with sharp hook-jaws, stainless steel each



M1600

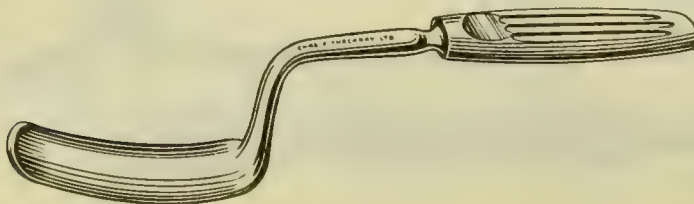


M1601

M1600 JAYLE'S VAGINAL RETRACTOR, self-retaining, stainless steel .. each

M1601 LANDON'S VAGINAL RETRACTOR, with blade $3\frac{1}{2}$ in. deep by 1 in. wide, chromium plated each

M1602 Ditto .. stainless steel each




M1603

M1603 "VIENNA" PATTERN VAGINAL RETRACTOR (or Wertheim's Blade), two sizes of blade: $3\frac{3}{4}$ in. by $1\frac{3}{8}$ in. and 4 in. by $1\frac{1}{2}$ in., chromium plated .. each




M1604

Cat No.
 M1604 GERVIS' VAGINAL DEPRESSOR, 10½ in., chromium plated .. each





M1605

M1605 SIMS' VAGINAL DEPRESSOR, 10½ in., chromium plated .. each



M1606


M1606 UTERINE DRESSING FORCEPS, with one into two teeth, 8½ in., stainless steel, each



M1607

M1607 UTERINE DRESSING FORCEPS, with serrated jaws, 9½ in., stainless steel, each

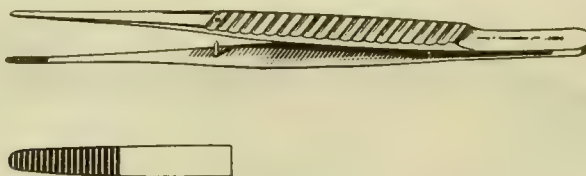
MIDWIFERY AND GYNÆCOLOGICAL INSTRUMENTS



M1608

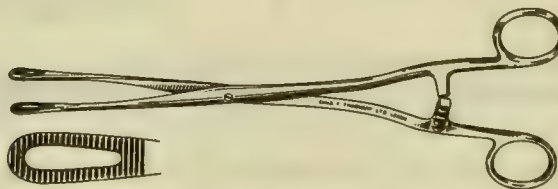
Cat. No.

M1608 UTERINE DRESSING FORCEPS, with serrated jaws, 12 in., stainless steel, each



M1609

M1609 UTERINE DRESSING FORCEPS, with serrated jaws, 10 in., stainless steel, each



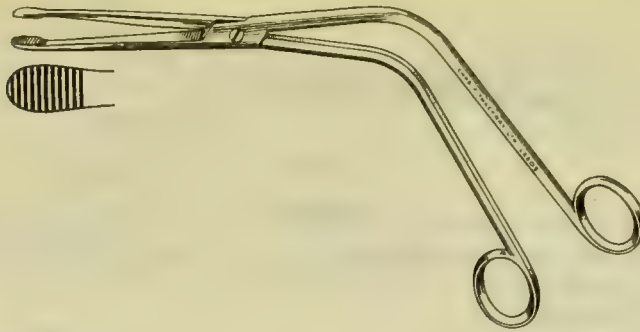
M1610

M1610 BONNEY'S POLYPI FORCEPS, screw joint, 9½ in., stainless steel .. each
For removing cervical polypi and useful as uterine dressing forceps.



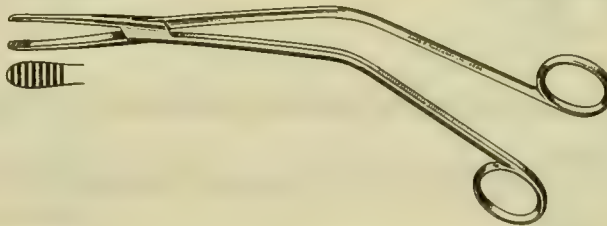
M1611

M1611 BOZEMANN'S UTERINE DRESSING FORCEPS, Rotunda Hospital Pattern, box joint 10½ in., stainless steel each
This instrument has a large bow to take two fingers and thus ensures a comfortable grip.



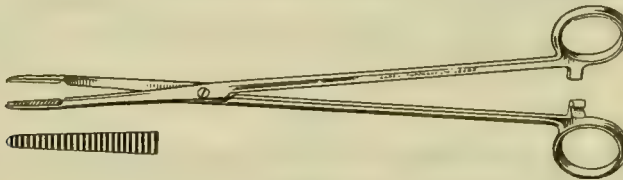
M1612

Cat. No.
 M1612 JESSOP HOSPITAL PATTERN UTERINE DRESSING FORCEPS, screw joint, 10½ in., stainless steel each



M1613

M1613 JESSOP HOSPITAL PATTERN UTERINE DRESSING FORCEPS, box joint, 10 in. stainless steel each



M1614

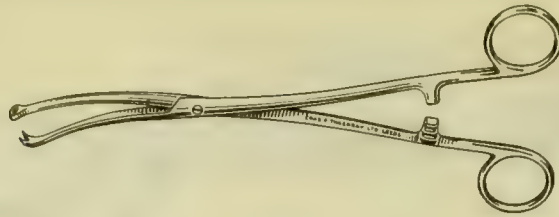
M1614 ROYAL FREE HOSPITAL PATTERN UTERINE DRESSING FORCEPS, screw joint, 10½ in., stainless steel each



M1615

M1615 UTERINE DRESSING FORCEPS, screw joint, 10 in., stainless steel, each

MIDWIFERY AND GYNÆCOLOGICAL INSTRUMENTS



M1616

- Cat. No.
M1616 DONALD'S VULSELLUM FORCEPS, with two teeth into fenestrum, screw joint, 9 $\frac{1}{4}$ in., stainless steel each
M1617 Ditto .. box joint each



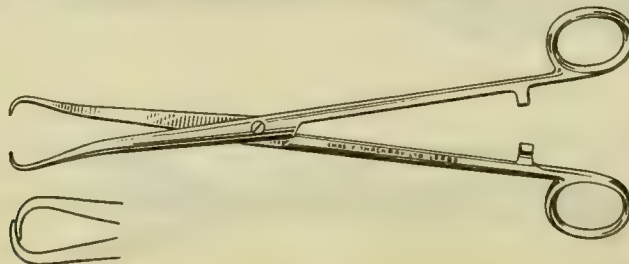
M1618

- M1618 LEWER'S VULSELLUM FORCEPS, with two into two teeth, screw joint, 9 $\frac{1}{2}$ in., stainless steel each
M1619 Ditto .. box joint each
M1620 LEWER'S VULSELLUM FORCEPS, with two into two teeth, screw joint, 7 in., stainless steel each
M1621 Ditto .. box joint each



M1622

- M1622 LUER'S VULSELLUM FORCEPS, with two single prongs, screw joint, 9 in., stainless steel each
M1623 Ditto .. box joint each
Originally designed as bullet forceps.



M1624

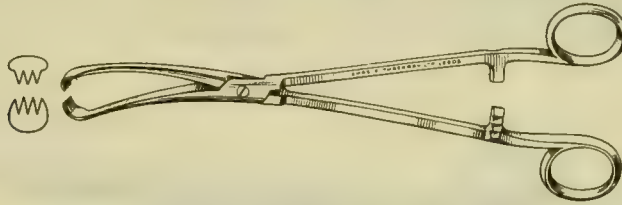
- M1624 ROTUNDA HOSPITAL PATTERN VULSELLUM FORCEPS, with two single prongs, screw joint, 10 $\frac{1}{2}$ in., stainless steel each



M1625

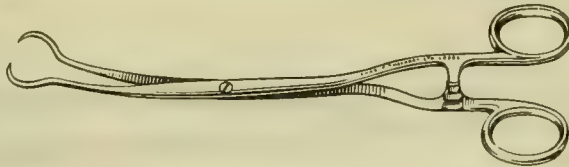
Cat. No.

M1625 SCHROEDER'S VULSELLUM FORCEPS, with double prong jaws, screw joint,
10½ in., stainless steel each



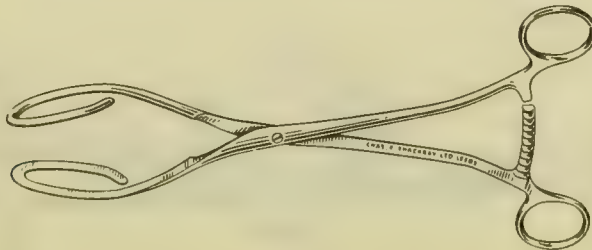
M1626

- M1626 TEALE'S VULSELLUM FORCEPS, with three into four teeth, screw joint,
9½ in., stainless steel each
- M1627 Ditto .. box joint each
- M1628 TEALE'S VULSELLUM FORCEPS, with three into four teeth, screw joint,
7 in., stainless steel each
- M1629 Ditto .. box joint each



M1630

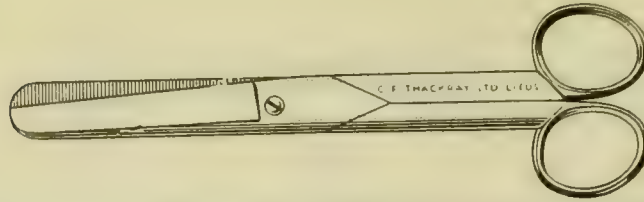
M1630 WORRALL'S VULSELLUM FORCEPS, with two single prongs, screw joint,
9½ in., stainless steel each



M1631

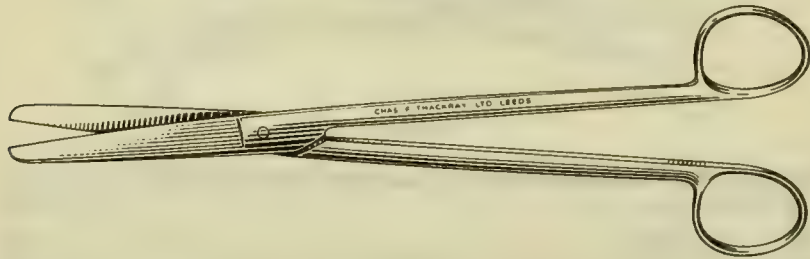
M1631 DARTIGUES' UTERUS HOLDING FORCEPS ("Hysterolabe"), screw joint,
10 in., stainless steel each

MIDWIFERY AND GYNÆCOLOGICAL INSTRUMENTS



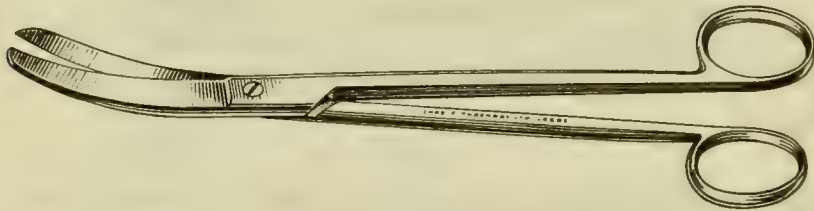
M1632

| | | | | | | |
|----------|---|----|----|----|----|------|
| Cat. No. | | | | | | |
| M1632 | DOYEN'S SCISSORS, heavy, straight, 7 in., stainless steel | .. | .. | .. | .. | each |
| M1633 | Ditto .. curved-on-flat | .. | .. | .. | .. | each |




M1634

| | | | | | | |
|-------|--|----|----|----|----|------|
| M1634 | UTERINE SCISSORS, straight, 9 in., stainless steel | .. | .. | .. | .. | each |
|-------|--|----|----|----|----|------|




M1635

| | | | | | | |
|-------|--|----|----|----|----|------|
| M1635 | UTERINE SCISSORS, curved-on-flat, 9 in., stainless steel | .. | .. | .. | .. | each |
|-------|--|----|----|----|----|------|



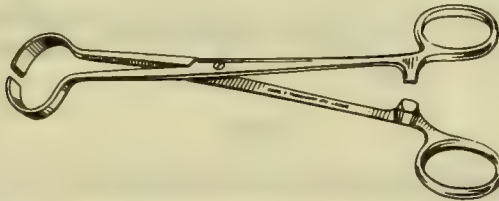
M1636

| | | | | | | |
|-------|--|----|----|----|----|------|
| M1636 | UTERINE SCISSORS, angled-on-flat, 9 in., stainless steel | .. | .. | .. | .. | each |
|-------|--|----|----|----|----|------|




M1637

Cat. No.
M1637 MILLIN-READ'S FASCIA FORCEPS, box joint, 9 in., stainless steel each
Used in the urethral sling operation for stress incontinence in women.



M1638



M1639

M1638 McINTOSH MARSHALL'S URETHRA HOLDING FORCEPS, screw joint, 8½ in., stainless steel each
M1639 McINTOSH MARSHALL'S FASCIA INTRODUCER, 8½ in., stainless steel, chromium plated handle each

Vide "Relief of severe stress incontinence", The Journal of Obstetrics and Gynæcology of the British Empire, Vol. LV, No. 2, April, 1948.




CHAS. F. THACKRAY LTD

M1640

M1640 CALVERT'S FASCIAL BODKIN, stainless steel each
Used in the urethral sling operation, to facilitate the passage of fascial strips.
Vide "B.M.J.", Feb. 14th, 1948, page 308.

MIDWIFERY AND GYNÆCOLOGICAL INSTRUMENTS



M1641


Cat. No.

M1641 BONNEY-BERKELEY'S VENTRO-SUSPENSION FORCEPS, screw joint, 7 $\frac{3}{4}$ in., stainless steel each



M1642

M1642 CROSSEN'S VENTRO-SUSPENSION FORCEPS, screw joint, 7 $\frac{3}{4}$ in., stainless steel each



M1643


M1643 McINTOSH MARSHALL'S URETER HOLDING FORCEPS, 7 $\frac{1}{2}$ in., stainless steel each

For use as dissecting, holding and retracting forceps in radical hysterectomy and pelvic lymphadenectomy.




M1644

M1644 PEAN'S OVARIAN TROCAR, stainless steel, with chromium plated cannula 11 mm. diameter each



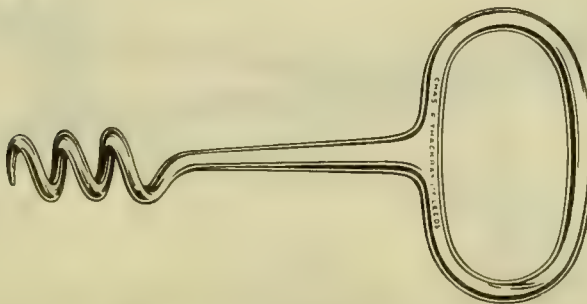
M1645

- Cat. No.
 M1645 BONNEY'S MYOMECTOMY FORCEPS, screw joint, 10 in., stainless steel, each
 *M1646 Ditto .. Cæsarean Pattern, with longer jaws and lesser curve .. each



M1647

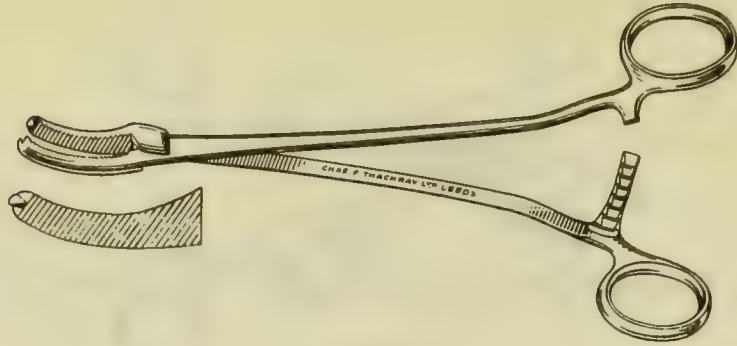
- M1647 DOYEN'S MYOMA SCREW, large size, stainless steel each



M1648

- M1648 DOYEN'S MYOMA SCREW, small size, stainless steel each

**Not illustrated*



M1649

Cat. No.


- M1649 FAURE'S UTERINE ARTERY FORCEPS, curved-on-flat, aseptic joint, 8 in., stainless steel each
- *M1650 Ditto .. with longitudinally grooved jaws, as used at the Birmingham Women's Hospital each

NOTE.—The above forceps can also be supplied screw joint.



M1651


- M1651 MILES PHILLIPS' UTERINE ARTERY FORCEPS, curved-on-flat, box joint, 6½ in., stainless steel each



M1652

- M1652 BONNEY-BERKELEY'S HYSTERECTOMY CLAMP FORCEPS, curved-on-flat, screw joint, 7½ in., stainless steel each
- M1653 Ditto .. box joint each

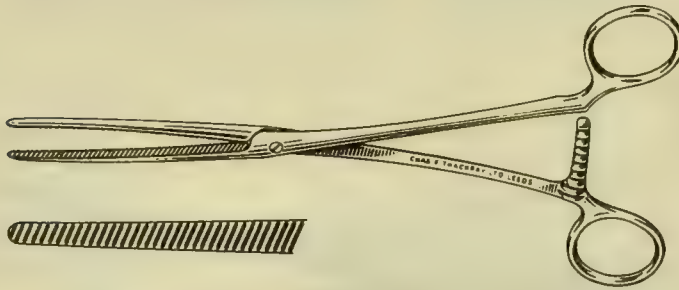
**Not illustrated*



M1654

Cat. No.

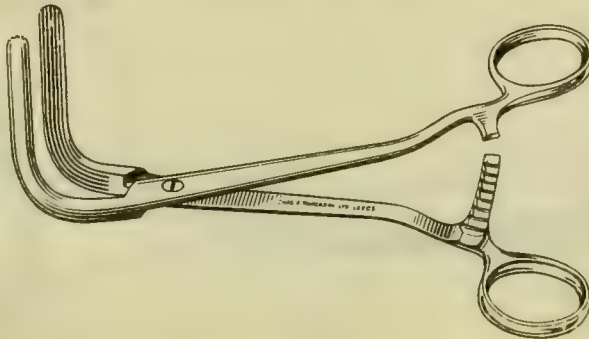
M1654 BONNEY-BERKELEY'S HYSTERECTOMY CLAMP FORCEPS, angled-on-flat, screw joint, 7½ in., stainless steel each



M1655

M1655 DOYEN'S HYSTERECTOMY CLAMP FORCEPS, straight, screw joint, 8 in., stainless steel each


M1656 Ditto .. 11 in. each



M1657

M1657 EDEN'S modified WERTHEIM'S HYSTERECTOMY CLAMP FORCEPS, with longitudinally grooved jaws, angled-on-flat, screw joint, 9½ in., stainless steel, each

MIDWIFERY AND GYNÆCOLOGICAL INSTRUMENTS

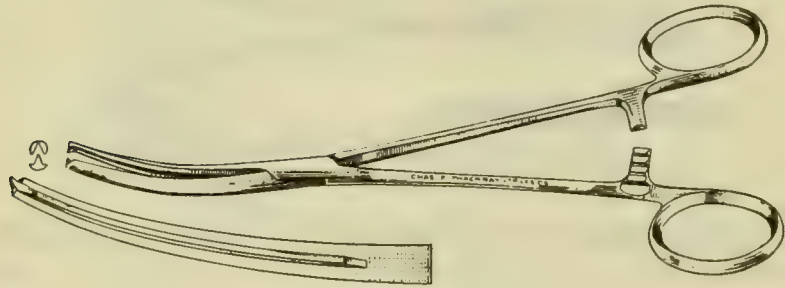


M1658

Cat. No.

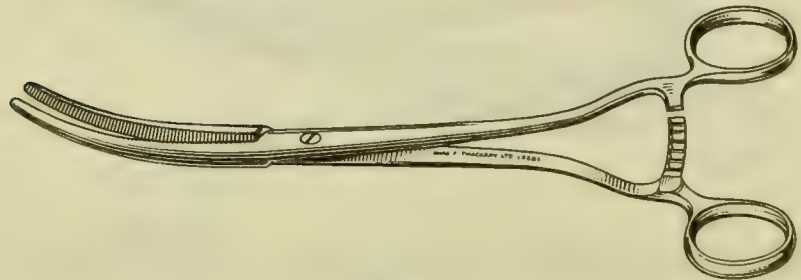
M1658 "LEEDS" PATTERN HYSTERECTOMY CLAMP FORCEPS, angled-on-flat, box joint, 8 $\frac{3}{4}$ in., stainless steel each

For clamping the vagina in Wertheim's Hysterectomy, four clamps are required: two each side of the vagina. As used by Mr. David Currie of Leeds.



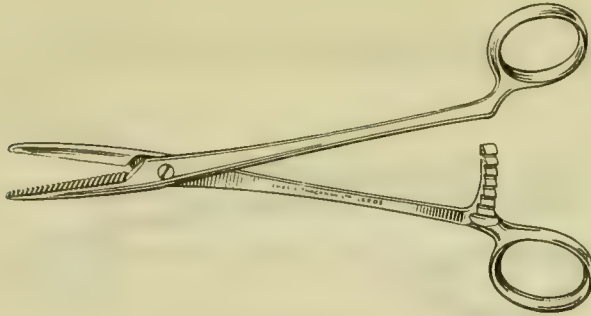
M1659

M1659 MAINGOT'S HYSTERECTOMY CLAMP FORCEPS, as used at Jessop Hospital, curved-on-flat, box joint, 8 in., stainless steel each



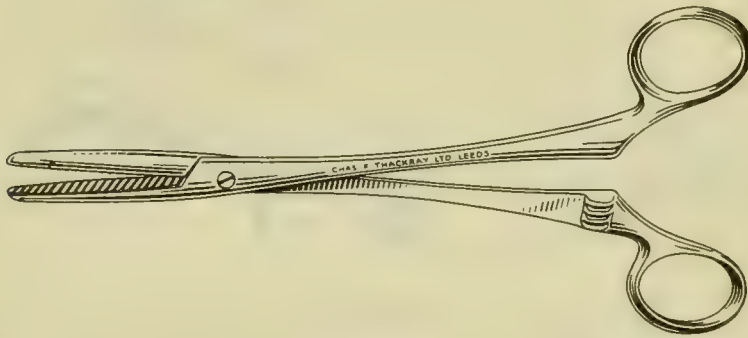
M1660

M1660 TERRIER'S HYSTERECTOMY CLAMP FORCEPS, curved-on-flat, screw joint, 9 in., stainless steel each




M1661

| | | | | | | | |
|----------|--|-----------|-------|----|----|----|------|
| Cat. No. | | | | | | | |
| M1661 | SPENCER WELLS' HYSTERECTOMY CLAMP FORCEPS, | straight, | screw | | | | |
| | joint, 7 in., stainless steel | .. | .. | .. | .. | .. | each |
| M1662 | Ditto .. 8 in. | .. | .. | .. | .. | .. | each |



M1663

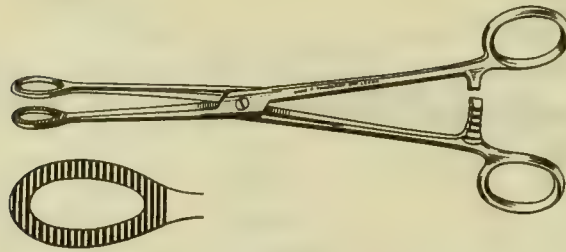
| | | | | | | | |
|-------|---|-----------|--------|----|----|----|------|
| M1663 | SPENCER WELLS' COMPRESSION CLAMP FORCEPS, | straight, | heavy, | | | | |
| | screw joint, 8½ in., stainless steel | .. | .. | .. | .. | .. | each |
| M1664 | Ditto .. angled-on-flat | .. | .. | .. | .. | .. | each |



M1665

| | | | | | | | |
|-------|--|-----------------|-------|----|----|----|------|
| M1665 | WERTHEIM'S HYSTERECTOMY CLAMP FORCEPS, | angled-on-flat, | screw | | | | |
| | joint, 10 in., stainless steel | .. | .. | .. | .. | .. | each |


NOTE.—Mayo-Ochsner's Clamps (as used at Chelsea Hospital, London), see Fig. Nos. G434 and G438 in the General Section.



M1666


Cat. No.

M1666 BONNEY'S RING FORCEPS, screw joint, 9¼ in., stainless steel .. each




M1667

M1667 VAN ROOY'S HYSTERECTOMY SPADE, stainless steel, chromium plated handle each



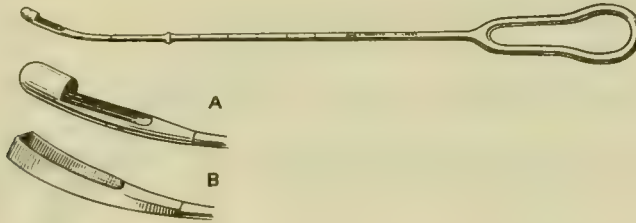
M1668

M1668 ANDERSON'S CERVICAL BIOPSY CURETTE ("Half-Moon"), with sharp lower edge, stainless steel each




M1669

- Cat. No.
 M1669 AYRE'S CERVICAL BIOPSY KNIFE, double-edged blade, nickel plated, each
 M1670 Wooden Box for above each




M1671

- M1671 LINDSAY O. WATT'S ENDOMETRIAL BIOPSY CURETTE, two models:
 A and B, stainless steel each



M1672


- M1672 NOVAK'S ENDOMETRIAL BIOPSY CURETTE, Record fitting mount for
 syringe, stainless steel each



M1673

- M1673 RANDALL'S ENDOMETRIAL BIOPSY CURETTE, Record fitting mount
 for syringe, stainless steel each

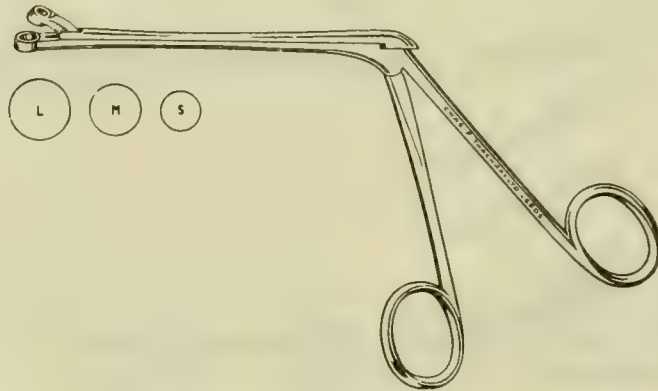
MIDWIFERY AND GYNÆCOLOGICAL INSTRUMENTS



M1674

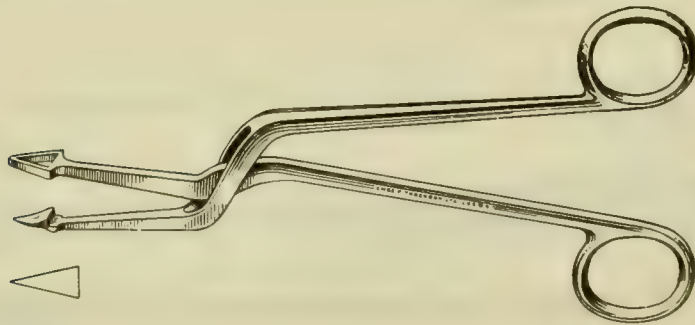
Cat. No.

M1674 SHARMAN'S ENDOMETRIAL BIOPSY CURETTE, stainless steel, chromium plated handle each



M1675

M1675 CERVICAL BIOPSY PUNCH FORCEPS, three sizes: small, medium and large, stainless steel each



M1676

M1676 WALTER'S VAGINAL BIOPSY PUNCH FORCEPS, as used at Jessop Hospital, stainless steel each

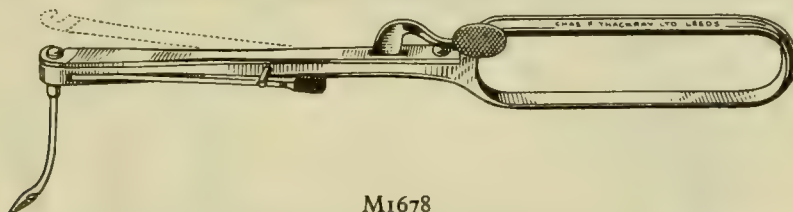
Vide "B.M.J.", April 5th, 1947. Page 462.



M1677

Cat. No.

M1677 BONNEY-REVERDIN'S NEEDLE HOLDER, standard model, without needles, stainless steel each



M1678

M1678 BONNEY-REVERDIN'S NEEDLE HOLDER, PERCIVAL'S modification, without needles, stainless steel each

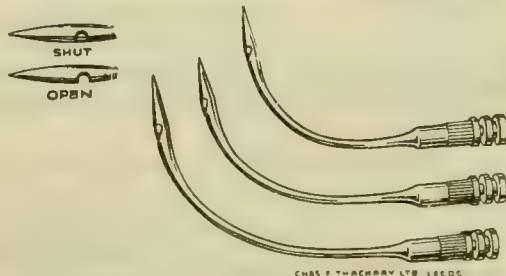
In this instrument the needle stilette is controlled by a thumb-operated spring lever and not by compression of the handle as on the standard model.



M1679

M1679 BONNEY-REVERDIN'S NEEDLE HOLDER, PERCIVAL'S modification, without needles, stainless steel, sand-blasted hollow handle each

This instrument is identical with Fig. M1678 but fitted with a hollow handle.



M1680

M1680 BONNEY-REVERDIN'S NEEDLES, to fit above holders, sharp, three sizes: small, medium and large, stainless steel each

*M1681 Ditto .. blunt, medium size only each

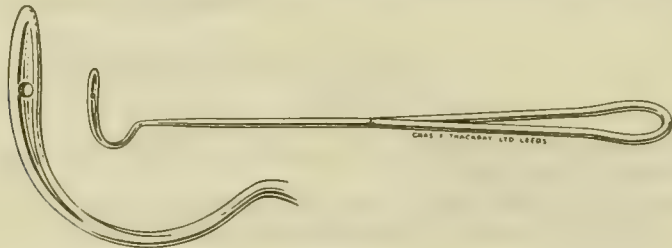
*M1682 Case for holder and four needles, chromium plated each

**Not illustrated*




M1683

Cat. No.
M1683 BONNEY'S NEEDLE, sharp, for trachelorrhaphy, etc., stainless steel .. each



M1684

M1684 DESCHAMPS' NEEDLE, blunt, for broad ligament, two patterns: curved-to-right and curved-to-left, stainless steel each



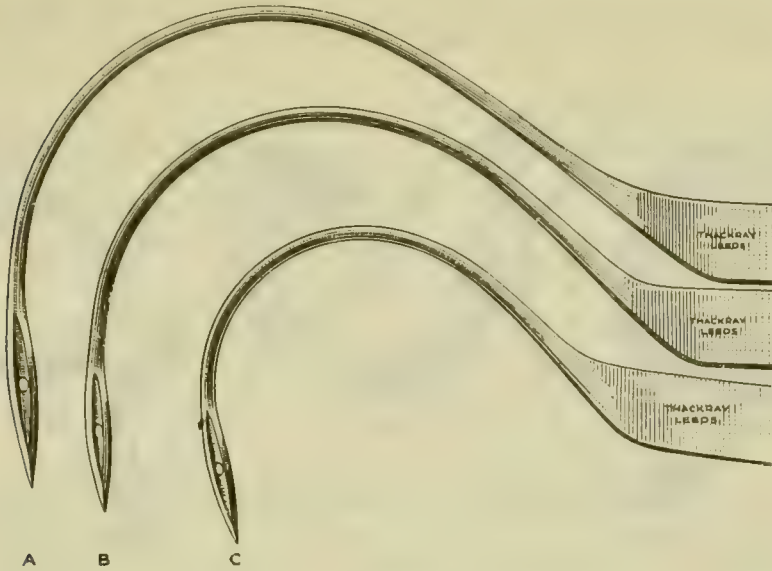
M1685

M1685 QUEEN CHARLOTTE'S HOSPITAL PATTERN PERINEUM NEEDLE, sharp, two patterns: curved-to-right and curved-to-left, stainless steel .. each



M1686

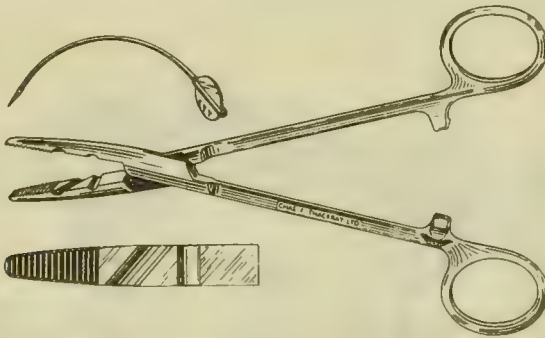
M1686 WORRALL'S NEEDLE, for pedicle, blunt, two patterns: curved-to-right and curved-to-left, stainless steel each



M1687

Cat. No.

M1687 CROFT'S PERINEUM NEEDLES, sharp, three sizes: A, B and C, stainless steel each



M1688-9

M1688 LAURIE'S HOLLOW PERINEUM NEEDLE, stainless steel .. each

M1689 LAURIE'S COMBINED ARTERY FORCEPS AND NEEDLE HOLDER, for use with above, box joint, 6 in., stainless steel each

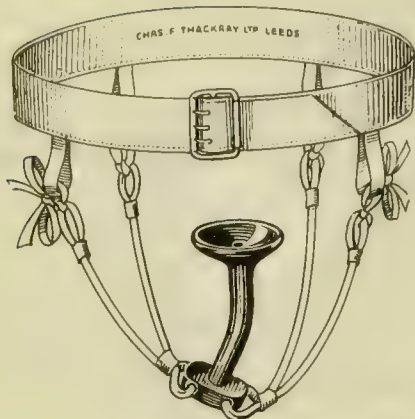
Reprinted from the BRITISH MEDICAL JOURNAL, Nov. 2, 1946, vol. ii, page 654.

Dr. J. S. LAURIE (Pontefract) writes:

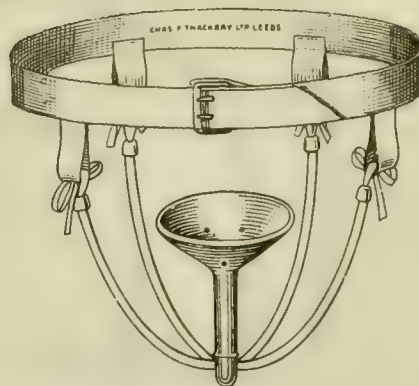
Since the description (*B.M.J.*, Sept. 9, 1944) of my use of a hollow curved perineum needle for obstetric work, it appears that very widespread interest has been aroused in this simple little instrument. Messrs. C. F. Thackray Ltd., of Leeds, who made the original needle for me, have kindly designed a combined hæmostat and needle-holder in stainless steel, with grooves in the jaws permitting the needle to be gripped at either of two angles without damaging its lumen.

I have found this instrument very useful in giving more purchase and thus minimizing still more the discomfort to the tired mother, while the variation of angle covers most of the awkward positions in which one may have to work in domestic midwifery. It is of interest to note also that stitches with the round needle have much less tendency to cut out than those with a cutting needle as normally used.

The hæmostat end saves duplication of instruments in an already crowded bag.



M1690

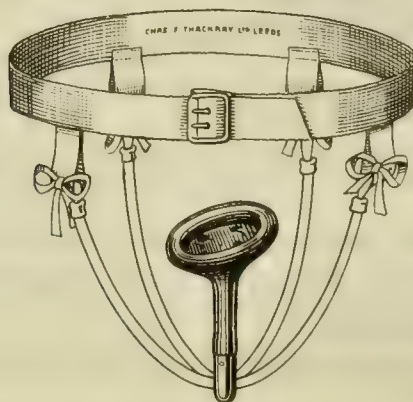


M1691

Cat. No.

M1690 BARNES' STEM PESSARY, vulcanite, complete with waistband, three sizes: 1½ in., 1¾ in. and 2 in. diameter of cup each

M1691 NAPIER'S STEM PESSARY, rubber, complete with waistband, five sizes: 2 in., 2¼ in., 2½ in., 2¾ in. and 3 in. diameter of cup each



M1692

M1692 "SPIROID" STEM PESSARY, rubber, combination fluid cushion, complete with waistband, seven sizes: 2 in., 2⅓ in., 2½ in., 2⅔ in., 2⅞ in., 2⅞ in. and 2⅞ in. diameter of cup each

Ring Pessary Table:

| Nos. | 1 | 2 | 3 | 4 | 5 | 6 | 7 | 8 | 9 | 10 | 11 | 12 | 13 | 14 |
|------|---|-----------------|-----------------|-----------------|-----------------|-----------------|-----------------|-----------------|---|-----------------|-----------------|-----------------|-----------------|---------------------|
| Dia. | 2 | 2 $\frac{1}{8}$ | 2 $\frac{1}{4}$ | 2 $\frac{3}{8}$ | 2 $\frac{1}{2}$ | 2 $\frac{5}{8}$ | 2 $\frac{3}{4}$ | 2 $\frac{7}{8}$ | 3 | 3 $\frac{1}{8}$ | 3 $\frac{1}{4}$ | 3 $\frac{3}{8}$ | 3 $\frac{1}{2}$ | 3 $\frac{5}{8}$ in. |



M1693



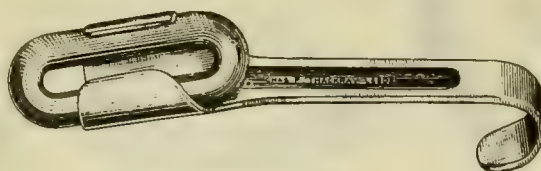
M1694



M1695

Cat. No.

- M1693 WATCH SPRING PESSARY, rubber covered, $\frac{9}{16}$ in. thick, sizes: 1-14 (see table of sizes above) each
- M1694 SORBO PESSARY, solid sorbo rubber, $\frac{9}{16}$ in. thick, sizes: 1-14 (see table of sizes above) each
- M1695 WATCH SPRING PESSARY, combination fluid, rubber, $\frac{11}{16}$ in. thick, sizes: 1-14 (see table of sizes above) each
- M1695A PLASTIC PLIABLE PESSARY, sizes: 2 $\frac{1}{4}$ in. to 3 $\frac{1}{2}$ in. each
- M1695B SEMI-RIGID POLYTHENE PESSARY, sizes: 50, 53, 56, 59, 62, 65, 68, 71, 74, 80, 85 and 90 mm. each



M1696

- M1696 INTRODUCER, for rubber ring pessaries, aluminium each



M1697

- M1697 SHAW'S INTRODUCING FORCEPS, for rubber ring pessaries, take-off-joint, stainless steel each

MIDWIFERY AND GYNÆCOLOGICAL INSTRUMENTS



M1698

M1699

M1700

Cat. No.

M1698 HEWITT'S PESSARY, vulcanite, $\frac{1}{8}$ in. thick, sizes: 1-14 (see table of sizes, page M311) each

M1698A Ditto .. amber celluloid, $\frac{5}{16}$ in. thick, 11 sizes: 50 mm. to 100 mm. diameter, each

M1699 HODGE'S PESSARY, vulcanite, $\frac{5}{16}$ in. thick each

| | | | | | | | | | | | | |
|------|---|---|---|---|---|---|---|---|---|----|----|----|
| Nos. | 1 | 2 | 3 | 4 | 5 | 6 | 7 | 8 | 9 | 10 | 11 | 12 |
|------|---|---|---|---|---|---|---|---|---|----|----|----|

| | | | | | | | | | | | | |
|--------|-----------------|-----------------|-----------------|-----------------|-----------------|---|-----------------|-----------------|-----------------|-----------------|-----------------|-------|
| Length | 2 $\frac{1}{2}$ | 2 $\frac{1}{2}$ | 2 $\frac{3}{8}$ | 2 $\frac{3}{8}$ | 2 $\frac{3}{8}$ | 3 | 3 $\frac{1}{8}$ | 3 $\frac{1}{8}$ | 3 $\frac{1}{2}$ | 3 $\frac{3}{8}$ | 3 $\frac{3}{8}$ | 4 in. |
|--------|-----------------|-----------------|-----------------|-----------------|-----------------|---|-----------------|-----------------|-----------------|-----------------|-----------------|-------|

| | | | | | | | | | | | | |
|-------|------------------|-----------------|------------------|-----------------|------------------|-----------------|-------------------|-----------------|-----------------|---|------------------|---------------------|
| Width | 1 $\frac{5}{16}$ | 1 $\frac{3}{8}$ | 1 $\frac{7}{16}$ | 1 $\frac{1}{2}$ | 1 $\frac{9}{16}$ | 1 $\frac{5}{8}$ | 1 $\frac{11}{16}$ | 1 $\frac{3}{4}$ | 1 $\frac{7}{8}$ | 2 | 2 $\frac{1}{16}$ | 2 $\frac{1}{8}$ in. |
|-------|------------------|-----------------|------------------|-----------------|------------------|-----------------|-------------------|-----------------|-----------------|---|------------------|---------------------|

M1699A Ditto .. amber celluloid, $\frac{5}{16}$ in. thick, 9 sizes: 60 mm. to 100 mm. (length), each

M1700 SMITH-HODGE'S PESSARY, vulcanite, $\frac{5}{16}$ in. thick each


| | | | | | | | | | | | | |
|------|---|---|---|---|---|---|---|---|---|----|----|----|
| Nos. | 1 | 2 | 3 | 4 | 5 | 6 | 7 | 8 | 9 | 10 | 11 | 12 |
|------|---|---|---|---|---|---|---|---|---|----|----|----|

| | | | | | | | | | | | | |
|--------|----|----|----|----|----|----|----|----|----|----|-----|---------|
| Length | 50 | 55 | 60 | 65 | 70 | 75 | 80 | 85 | 90 | 95 | 100 | 105 mm. |
|--------|----|----|----|----|----|----|----|----|----|----|-----|---------|

| | | | | | | | | | | | | |
|-------|----|----|----|----|----|----|----|----|----|----|----|--------|
| Width | 33 | 35 | 37 | 39 | 41 | 43 | 46 | 49 | 52 | 55 | 58 | 61 mm. |
|-------|----|----|----|----|----|----|----|----|----|----|----|--------|



M1701



M1702



M1706

M1701 JESSOP HOSPITAL modified HODGE'S PESSARY, vulcanite, $\frac{3}{8}$ in. thick, extra broad each

| | | | | | | | | |
|------|---|---|---|---|---|---|---|---|
| Nos. | 1 | 2 | 3 | 4 | 5 | 6 | 7 | 8 |
|------|---|---|---|---|---|---|---|---|

| | | | | | | | | |
|--------|-----------------|-----------------|---|-----------------|-----------------|-----------------|-----------------|-------|
| Length | 2 $\frac{1}{2}$ | 2 $\frac{1}{2}$ | 3 | 3 $\frac{1}{4}$ | 3 $\frac{1}{2}$ | 3 $\frac{3}{8}$ | 3 $\frac{3}{4}$ | 4 in. |
|--------|-----------------|-----------------|---|-----------------|-----------------|-----------------|-----------------|-------|

M1702 "LAM-BUTT" CONTRACEPTIVE PESSARY, rubber, sizes: 50-90 mm. diameter, graduating in 2 $\frac{1}{2}$ mm. each


*M1703 Measuring Rings for above set

M1704 "ORTHO" CONTRACEPTIVE PESSARY, rubber, sizes: 60-90 mm. diameter, graduating in 5 mm. each


*M1705 Measuring Rings for above set

M1706 "WISHBONE" PESSARY, 14-ct. gold with gelatine capsule each

*Not illustrated




M1707



M1708

Cat. No.


- M1707 INFLATABLE BALL PESSARY, rubber, with vulcanite stopcock, sizes: 2 in., 2½ in., 2¾ in., 2⅞ in., 2⅝ in., and 2¾ in. diameter each
- M1708 INFLATOR for above, rubber, with vulcanite stem to fit stopcock of ball pessary, each



M1709

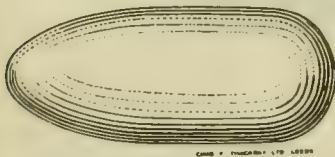


M1710



M1711

- M1709 INTRODUCER, for Gräfenberg rings, stainless steel each
- M1710 EXTRACTOR, for Gräfenberg rings, stainless steel each
- M1711 GRÄFENBERG'S RINGS, spiral silver wire on catgut-core, three sizes: small, medium and large each



M1712



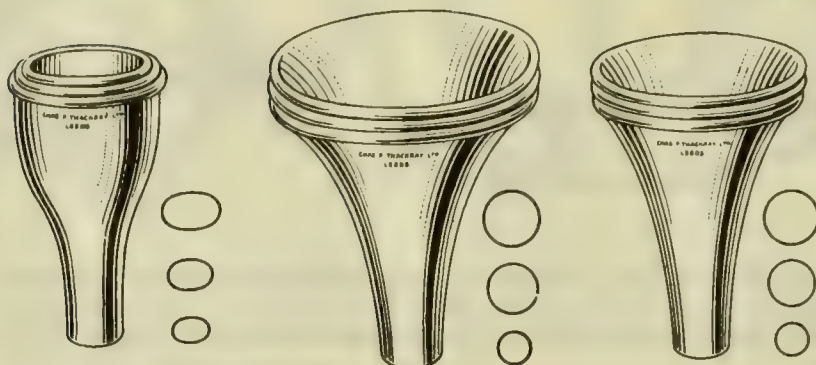
M1713

- M1712 McINDOE'S VAGINAL MOULD, acrylic plastic, for inlay graft, in the treatment of congenital absence of vagina, standard size each
- M1713 McINDOE'S VAGINAL DILATOR, acrylic plastic, for the post-operative treatment of congenital absence of vagina, standard size each

Vide "The Treatment of congenital absence and obliterative conditions of the Vagina" by Sir Archibald McIndoe, British Journal of Plastic Surgery, Vol. 2, Jan., 1949, page 267.

NOTE.—Special sizes can be made to order.

AURAL AND MASTOID INSTRUMENTS



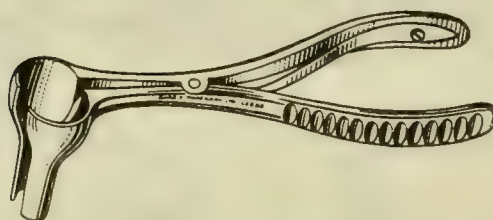
A1714

A1715

A1716

Cat. No.

- A1714 GRUBER'S AURAL SPECULA, with oval ends, set of three, †silver plated, per set
 A1715 PRITCHARD'S AURAL SPECULA, with round ends, set of three, †silver plated, per set
 A1716 TOYNBEE'S AURAL SPECULA, with round ends, set of three, †silver plated, per set




A1717

- A1717 KRAMER'S AURAL SPECULUM, stainless steel each

†Can be supplied made of Sterling Silver, at extra cost.

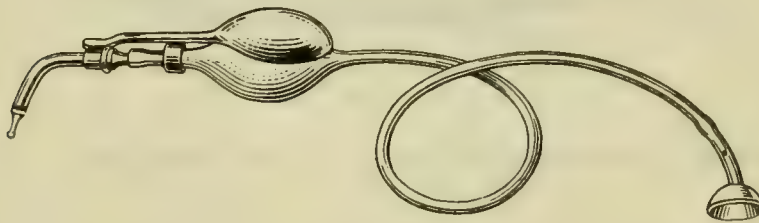
NOTE.—Auriscopes, Diagnostic Sets, Headmirrors, Headlamps and Examination Lamps: see Catalogue Section of Clinical Diagnosis Instruments.



A1718

Cat. No.

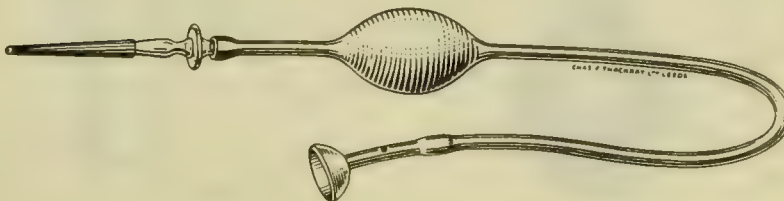
A1718 AUTOMATIC AURAL SYRINGE, continuous-flow, consisting of: chromium plated syringe and nozzle, rubber tube and metal sinker each



A1719

A1719 BACON'S AURAL SYRINGE, continuous-flow, consisting of: rubber bulb and sucker, chromium plated nozzle and spoon shaped attachment each

The spoon shaped attachment fits partly over the rubber bulb and provides a firm wall against which the bulb is compressed.



A1720

A1720 WYATT WINGRAVE'S AURAL SYRINGE, consisting of: rubber bulb and sucker, glass mount and rubber nozzle each

AURAL AND MASTOID INSTRUMENTS



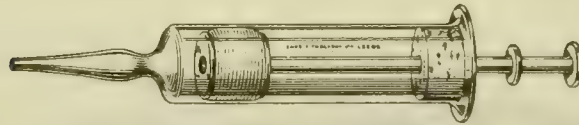
A1721



A1722-3

Cat. No.

| | | |
|-------|--|------|
| A1721 | AURAL SYRINGE, all-metal, washerless, with conical nozzle (A), chromium plated, capacity: 2 oz., 3 oz. and 4 oz. | each |
| A1722 | Spare Nozzles, Abernethy's, conical (A) | each |
| A1723 | Ditto .. Toynbee's, olivary (B) | each |




A1724

| | | |
|-------|---|------|
| A1724 | HEATH'S AURAL SYRINGE, all-glass, 2 oz., cotton covered piston .. | each |
|-------|---|------|

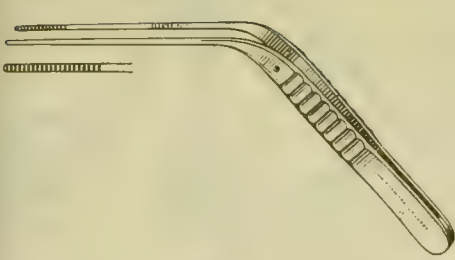


A1725

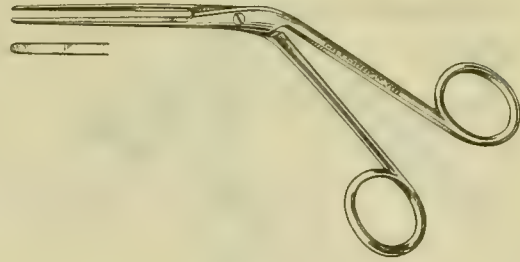


A1726

| | | |
|-------|---|------|
| A1725 | AURAL SYRINGE, all-rubber, 2 oz. | each |
| A1726 | NOOTT'S EAR TANK, chromium plated | each |



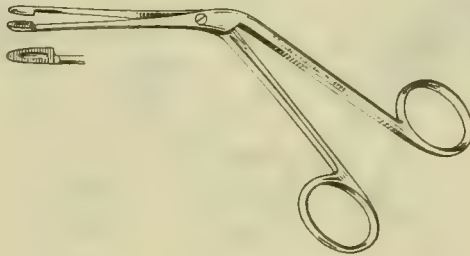
A1727



A1728

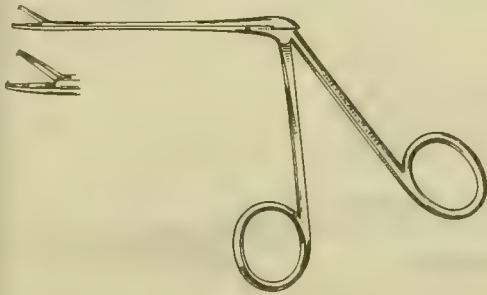
Cat. No.

- | | |
|-------|--|
| A1727 | CUMBERBATCH'S AURAL FORCEPS (Keen's with <i>serrated</i> jaws), stainless steel each |
| A1728 | STANLEY GREEN'S AURAL FORCEPS, with smooth jaws, screw joint, stainless steel each |

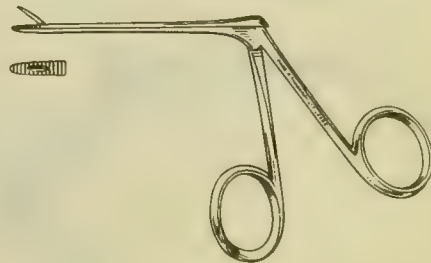


A1729

- | | |
|-------|---|
| A1729 | HARTMANN'S AURAL FORCEPS, with serrated jaws, screw joint, stainless steel each |
|-------|---|



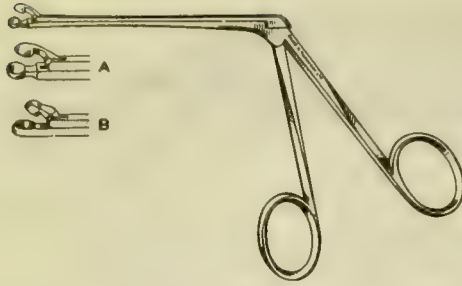
A1730



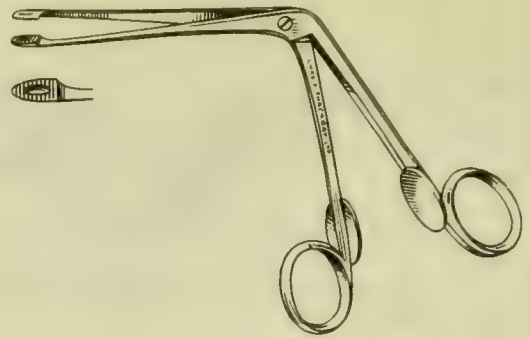
A1731

- | | |
|-------|---|
| A1730 | HARTMANN'S AURAL FORCEPS, with one into two teeth, crocodile action, stainless steel each |
| A1731 | HARTMANN'S AURAL FORCEPS, with serrated jaws, crocodile action, stainless steel each |

AURAL AND MASTOID INSTRUMENTS



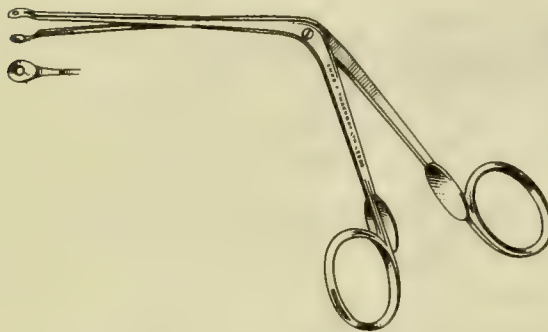
A1732-3



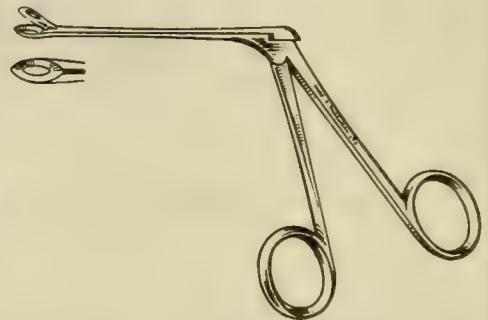
A1734

Cat. No.

- | | | |
|-------|--|------|
| A1732 | HARTMANN'S AURAL FORCEPS, with cup shaped jaws (A), crocodile action, stainless steel | each |
| A1733 | Ditto .. with punch jaws (B) | each |
| A1734 | HEATH'S AURAL FORCEPS, with serrated jaws, and lifters on shanks, screw joint, stainless steel | each |

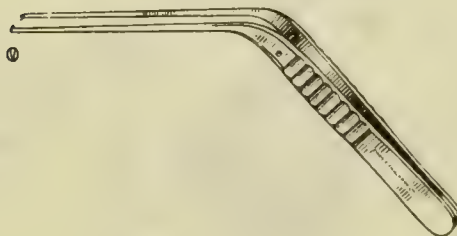


A1735



A1736

- | | | |
|-------|---|------|
| A1735 | HEATH'S AURAL FORCEPS, with fenestrated scoop jaws, and lifters on shanks, cut-through joint, stainless steel | each |
| A1736 | HENCKEL'S AURAL FORCEPS, with fenestrated scoop jaws, crocodile action, stainless steel | each |

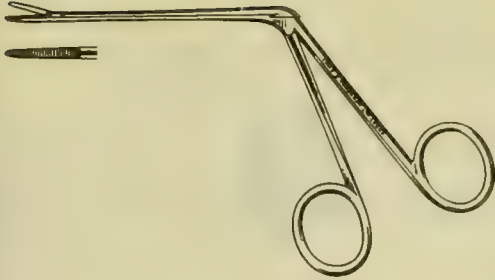


A1737



A1738

- | | | |
|-------|--|-------|
| A1737 | KEEN'S AURAL FORCEPS, with one into two teeth, stainless steel .. | each |
| | <i>Keen's without teeth: see Cumberbatch's, Fig. A1727.</i> | |
| A1738 | LUCAE'S (or Fagge's) AURAL FORCEPS, with serrated jaws, stainless steel, | each. |



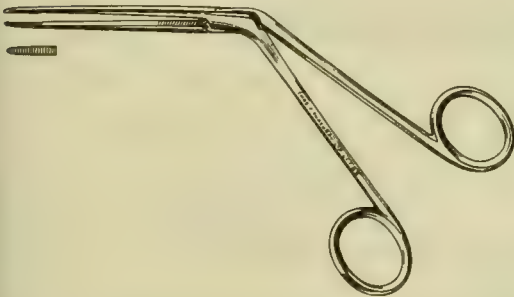
A1739



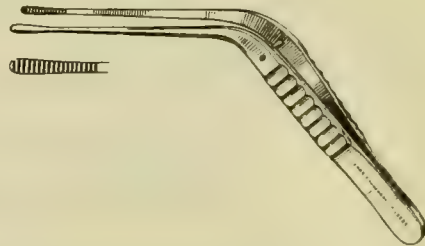
A1740

Cat. No.

- A1739 MATHIEU'S AURAL FORCEPS, with serrated jaws, crocodile action, stainless steel each
 A1740 POLITZER'S AURAL FORCEPS, with serrated jaws, stainless steel each

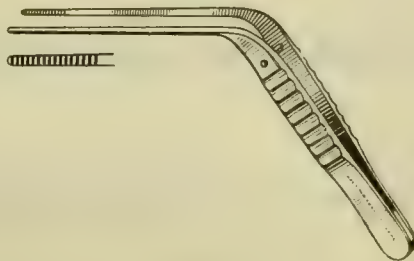


A1741



A1742


- A1741 TILLEY'S (or "Golden Square") AURAL FORCEPS, with serrated jaws, box joint, stainless steel each
 A1742 HUNTER TOD'S AURAL FORCEPS, with serrated jaws, stainless steel, each




A1743

- A1743 WILDE'S AURAL FORCEPS, with serrated jaws, stainless steel each

AURAL AND MASTOID INSTRUMENTS




| | | | | |
|----------|-------------------------------------|----|-------|------|
| | A1744 | | A1745 | |
| Cat. No. | | | | |
| A1744 | COTTON WOOL HOLDER, chromium plated | .. | .. | each |
| A1745 | GLASS WELL, assorted colours | .. | .. | each |




A1746

A1746 AURAL PROBES, wood, 6 in., in boxes of 72 doz. per box




A1747

A1747 AURAL PROBE, malleable metal, threaded ends, 7 in. long each




A1748

A1748 BRONNER'S AURAL PROBE, malleable, $3\frac{1}{4}$ in. shaft, threaded end, silver, each




A1749

A1749 HEATH'S AURAL PROBE, malleable, $4\frac{1}{2}$ in. shaft, olivary tip, silver plated, each




A1750

- Cat. No.
 A1750 HEATH'S AURAL PROBE, malleable, 4½ in. shaft, threaded end, silver plated, each
 A1751 Ditto .. 2¾ in. shaft each




A1752

- A1752 JOBSON HORNE'S AURAL PROBE, malleable, 4 in. shaft, olivary tip, silver plated each
 A1753 Ditto .. 5½ in. shaft each



A1755

- A1754 JOBSON HORNE'S AURAL PROBE, 5½ in. long, serrated end and loop end, stainless steel each
 A1755 Ditto .. 7 in. long each



A1756

- A1756 DAN MCKENZIE'S AURAL PROBE, malleable end, 5 in. shaft, olivary tip, stainless steel each



A1757

- A1757 LOGAN TURNER'S AURAL PROBE, malleable, 4½ in. shaft, threaded end, silver plated each

AURAL AND MASTOID INSTRUMENTS




A1758

Cat. No.
A1758 BARKER'S AURAL CURETTE, stainless steel each




A1759

A1759 GARDINER BROWNE'S AURAL HOOK, with IMRAY'S LOOP, stainless steel each




A1760

A1760 GUY'S HOSPITAL PATTERN AURAL FORCEPS, cup-shaped jaws, stainless steel each



A1761

A1761 HARTMANN'S AURAL HOOK, stainless steel each



A1762

A1762 IMRAY'S AURAL LOOP, stainless steel each

AURAL AND MASTOID INSTRUMENTS



A1763

Cat. No.
A1763 JOBSON'S AURAL SCOOP, stainless steel each



A1764

A1764 LISTER'S AURAL HOOK, with IMRAY'S LOOP, stainless steel .. each




A1765

A1765 DAN MCKENZIE'S AURAL SCOOP, stainless steel each



A1766

A1766 MACKENZIE'S AURAL SCOOP, sharp, stainless steel, three sizes: A, B and C each



A1767

A1767 QUIRE'S AURAL CURETTE, stainless steel each

Invaluable for removing round foreign bodies.


AURAL AND MASTOID INSTRUMENTS



A1768

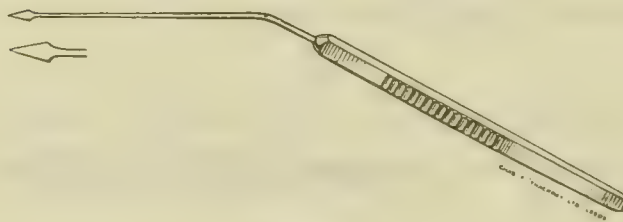
Cat. No.

A1768 MYRINGOTOME, bayonet-shaped, stainless steel each



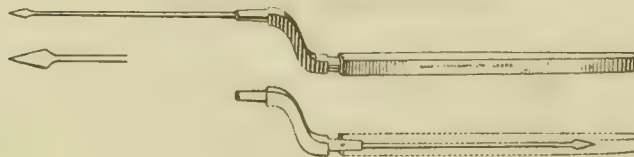
A1769

A1769 HINTON'S MYRINGOTOME, stainless steel each



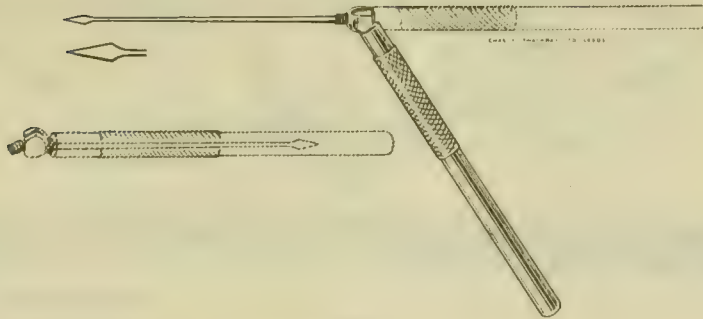
A1770

A1770 POLITZER'S MYRINGOTOME, stainless steel each



A1771

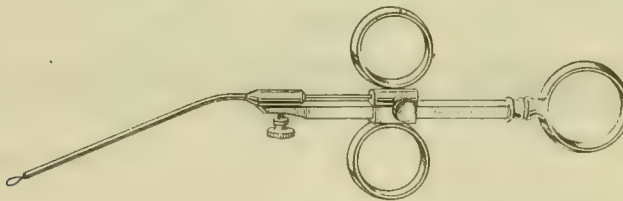
A1771 POLITZER'S MYRINGOTOME, stainless steel, chromium plated handle
(reversible as a case) each



A1772

Cat. No.

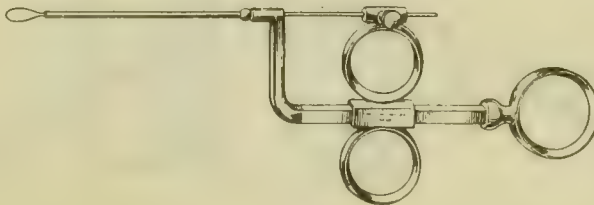
A1772 DOUBLE-ANGLE MYRINGOTOME, stainless steel, chromium plated handle (reversible as a case) each



A1773

A1773 BALLANCE'S AURAL SNARE, stainless steel shaft and stilette, chromium plated handle and mounts each

A1774 Spare Snare Wire for above per hank




A1775

A1775 GLEGG'S AURAL SNARE, stainless steel shaft and stilette, chromium plated handle and mounts each

A1776 Spare Snare Wire for above per hank


AURAL AND MASTOID INSTRUMENTS



A1777

Cat. No.

A1777 KRAMER'S EUSTACHIAN CATHETER, †silver plated, sizes: 7, 8, 9, 10 and 11 French Catheter Gauge, Luer fitting each



A1778

A1778 WOAKE'S EUSTACHIAN CATHETER, with stilette, †silver plated, sizes: 7, 8, 9, 10 and 11 French Catheter Gauge, Luer fitting each



A1779


A1779 WEBER-LIEL'S EUSTACHIAN TUBE, for use through eustachian catheters, gum-elastic, three sizes: 3, 4 and 5 French Catheter Gauge each



A1780


A1780 TOYNBEE'S AUSCULTATION TUBE, rubber, with vulcanite mounts, each

†Can be supplied made of Sterling Silver, at extra cost.



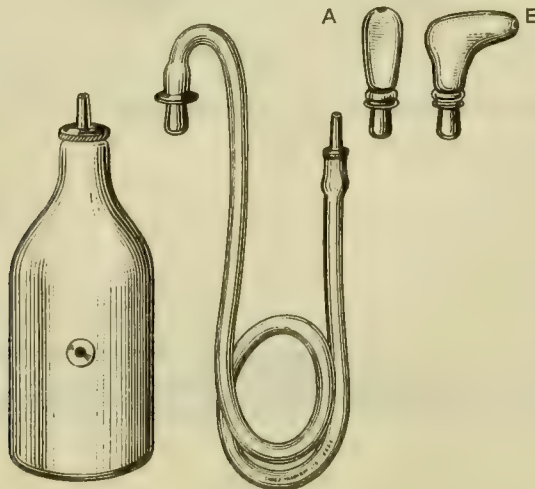
A1781

- Cat. No.
 A1781 GARDINER BROWNE'S POLITZERISATION APPARATUS, rubber, 4 oz.,
 with angled rubber nozzle on Luer fitting vulcanite mount, for eustachian catheter,
 each
 A1782 Spare Rubber Nozzles each



A1783

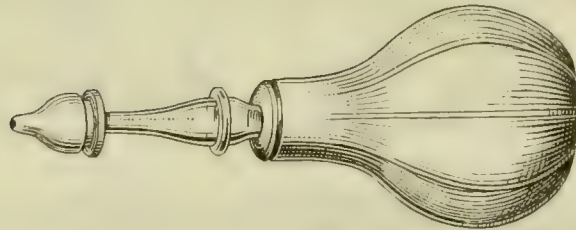
- A1783 LENNOX BROWNE'S POLITZERISATION APPARATUS, rubber, 4 oz.,
 with straight rubber nozzle on Luer fitting vulcanite mount, for eustachian catheter,
 each
 A1784 Spare Rubber Nozzles each



A1785

- A1785 POLITZER'S POLITZERISATION APPARATUS, rubber, 8 oz., with rubber
 tube, Luer fitting vulcanite mounts and one each straight (A) and angled (B) rubber
 nozzles each
 A1786 Spare Rubber Nozzles: A and B each

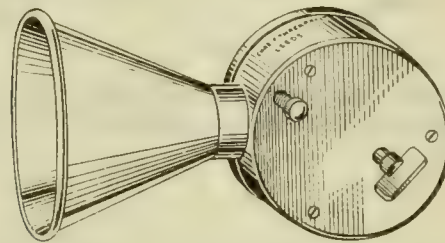
AURAL AND MASTOID INSTRUMENTS



A1787

Cat. No.

A1787 TILLEY'S POLITZERISATION SYRINGE, 4 oz., with glass connection and rubber acorn nozzle each



A1788


A1788 BARANY'S NOISE APPARATUS, chromium plated each
 *A1788A Ditto .. with vulcanite nozzle, not funnel each



A1789

A1789 DUNDAS-GRANT'S TUBE, for labyrinth test each
 *A1790 Double Bellows for above, rubber each

**Not illustrated*

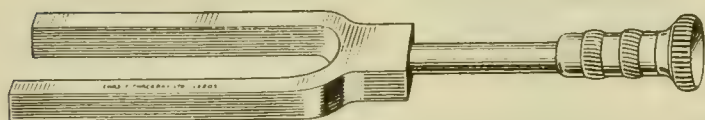


A1791

Cat No.
A1791

GARDINER BROWNE'S TUNING FORKS, nickel plated:


| | | | | | | |
|------------------------|-----|-----|-----|------|------|------|
| Tone | Co | C1 | C2 | C3 | C4 | C5 |
| Vibrations per sec. .. | 128 | 256 | 512 | 1024 | 2048 | 4096 |
| each .. | | | | | | |



A1792

A1792 HARTMANN'S TUNING FORKS, nickel plated:

| | | | | | | | |
|------------------------|-----|-----|-----|------|------|------|------|
| Tone | Co | C1 | C2 | C3 | C4 | G4 | C5 |
| Vibrations per sec. .. | 128 | 256 | 512 | 1024 | 2048 | 3072 | 4096 |
| each .. | | | | | | | |



A1793

A1793 HARTMANN'S TUNING FORKS, low tone, nickel plated:


| | | | | | | |
|------------------------|----|----|----|----|----|-----|
| Tone | .. | .. | C | C | C | C |
| Vibrations per sec. .. | .. | .. | 16 | 32 | 64 | 128 |
| each .. | .. | .. | | | | |

AURAL AND MASTOID INSTRUMENTS




A1794-5

| | | | | | | | | | |
|----------|--|----|----|----|----|----|----|----|------|
| Cat. No. | | | | | | | | | |
| A1794 | BALLANCE'S MASTOID SCOOP AND CURETTE, large, 9¼ in., stainless steel | .. | .. | .. | .. | .. | .. | .. | each |
| A1795 | Ditto .. Small | .. | .. | .. | .. | .. | .. | .. | each |




A1796-7

| | | | | | | | | | |
|-------|---|----|----|----|----|----|----|----|------|
| A1796 | HEATH'S MASTOID SCOOP, large, 7¾ in., stainless steel | .. | .. | .. | .. | .. | .. | .. | each |
| A1797 | Ditto .. Small | .. | .. | .. | .. | .. | .. | .. | each |




A1798

| | | | | | | | | | |
|-------|---|----|----|----|----|----|----|----|------|
| A1798 | LEMPERT'S MASTOID SCOOP, 6½ in., stainless steel, chromium plated handle, four sizes: 1, 2, 3 and 4 | .. | .. | .. | .. | .. | .. | .. | each |
| A1799 | Ditto .. 8 in. | .. | .. | .. | .. | .. | .. | .. | each |



A1800

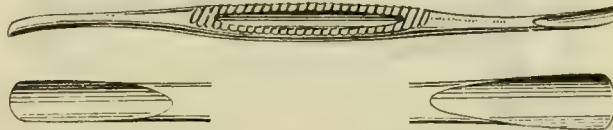
| | | | | | | | | | |
|-------|--|--|--|--|--|--|--|--|--|
| A1800 | MACEWEN'S MASTOID SCOOP AND SEEKER, 7 in., stainless steel, each | | | | | | | | |
|-------|--|--|--|--|--|--|--|--|--|



A1801

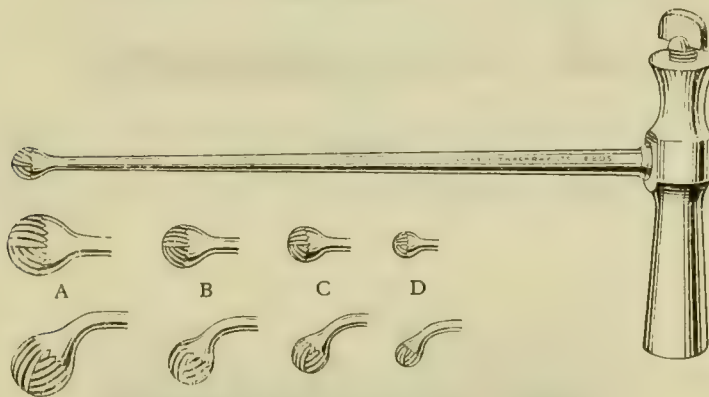
Cat. No.

A1801 STILES' MASTOID SCOOP AND SEEKER, 6½ in., stainless steel .. each



A1802

A1802 HEATH'S PERICRANIAL ELEVATOR, 6¾ in., stainless steel .. each



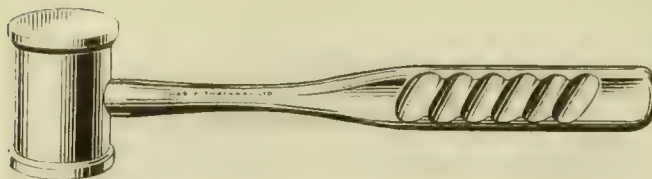
A1803

A1803 HEATH'S MASTOID BURRS, consisting of: four each straight and angled stainless steel burrs fitting one chromium plated handle set

A1804 Burrs only, straight and angled, four sizes: A, B, C and D .. each


A1805 Handle only each

AURAL AND MASTOID INSTRUMENTS



A1806

Cat. No.

A1806 MALLET, solid stainless steel, $\frac{3}{4}$ lb., diameter of head: $1\frac{1}{8}$ in. each

A1807

A1807 HEATH'S MALLET, solid copper, 18 oz., diameter of head: $1\frac{3}{8}$ in., silver plated, eachA1808 Ditto . . . 28 oz., diameter of head: $1\frac{3}{8}$ in. each

A1809

A1809 MASTOID CHISEL, †stainless steel, four sizes: $\frac{1}{4}$ in., $\frac{5}{16}$ in., $\frac{3}{8}$ in. and $\frac{7}{16}$ in. wide, each

A1810

A1810 JENKINS' MASTOID CHISEL, †stainless steel, six sizes: 2 mm., 4 mm., 6 mm., 8 mm., 10 mm. and 12 mm. wide each

†Correct grade for edge instruments.




A1811

Cat. No.
A1811 MASTOID GOUGE, †stainless steel, four sizes: $\frac{1}{4}$ in., $\frac{5}{16}$ in., $\frac{3}{8}$ in. and $\frac{7}{16}$ in. wide, each




A1812

A1812 ALEXANDER'S MASTOID GOUGE, †stainless steel, six sizes: 4 mm., 6 mm., 8 mm., 10 mm., 12 mm. and 14 mm. wide each



A1813

A1813 BALLANCE'S MASTOID GOUGE, straight-edged, †stainless steel, six sizes: 4 mm., 6 mm., 8 mm., 10 mm., 12 mm. and 14 mm. wide each



A1814

A1814 HEATH'S MASTOID GOUGE, fluted handle, †stainless steel, six sizes: 3 mm., 4 mm., 5 mm., 6 mm., 7 mm. and 8 mm. wide each

†Correct grade for edge instruments.

AURAL AND MASTOID INSTRUMENTS



A1815


Cat. No.

A1815 HEATH'S MASTOID GOUGE, grooved handle, †stainless steel, six sizes: 3 mm., 4 mm., 5 mm., 6 mm., 7 mm. and 8 mm. wide each



A1816

A1816 JENKINS' MASTOID GOUGE, †stainless steel, five sizes: 3 mm., 4 mm., 6 mm., 8 mm. and 10 mm. wide each



A1817

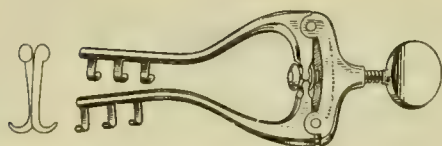
A1817 DURHAM'S DISSECTOR-RASPATORY, 7½ in., stainless steel each



A1818

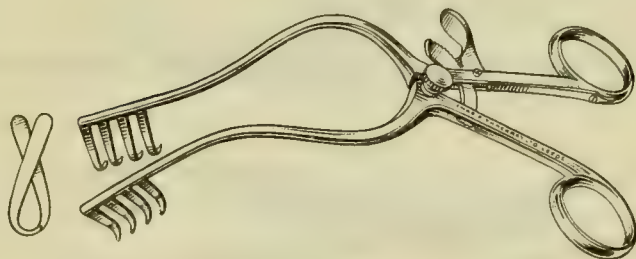
A1818 BALLANCE'S MASTOID RETRACTOR, 8 in. long, 7⁄8 in. wide blade, sharp prongs, stainless steel each

†Correct grade for edge instruments.



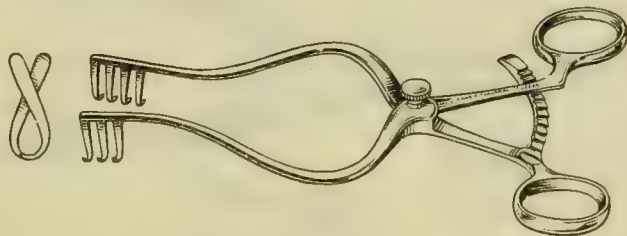
A1819

Cat. No.
A1819 JANSEN'S MASTOID RETRACTOR, blunt prongs, stainless steel .. each



A1820

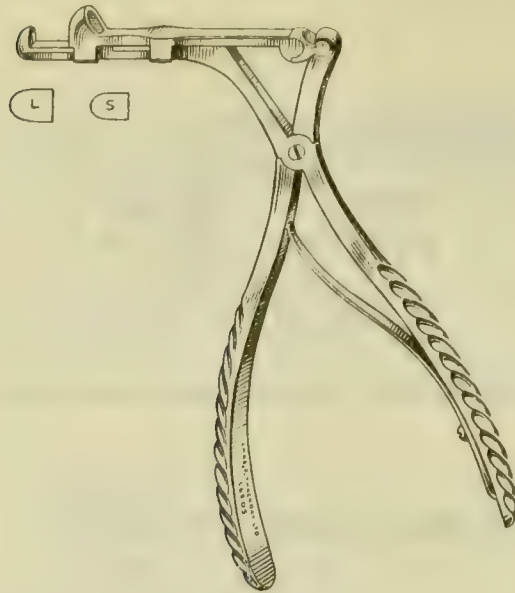
A1820 MOLLISON'S MASTOID RETRACTOR, sharp prongs, with cam-ratchet,
stainless steel each



A1821

A1821 WEST'S MASTOID RETRACTOR, sharp prongs, stainless steel .. each

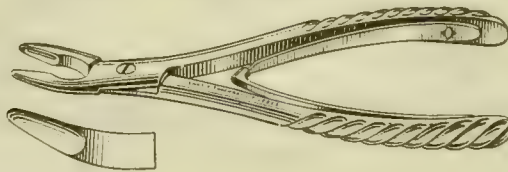
AURAL AND MASTOID INSTRUMENTS



A1822

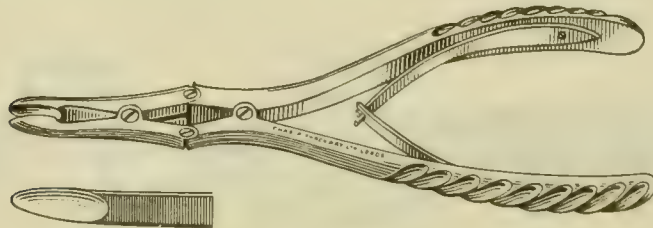
Cat. No.

A1822 CITELLI'S GOUGE FORCEPS, stainless steel, two sizes: large and small, each



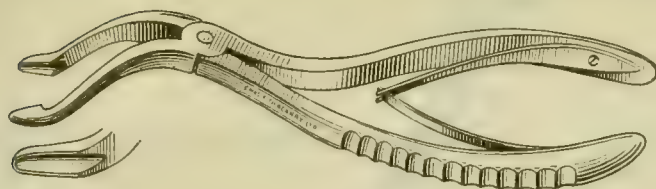
A1823

A1823 "GLASGOW PATTERN" GOUGE FORCEPS, screw joint, 5½ in., stainless-steel each



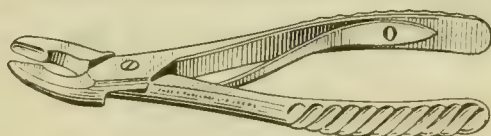
A1824

A1824 JANSEN'S (or Luer's) GOUGE FORCEPS, multiple-action joints, 7½ in., stainless steel each



A1825

Cat. No.
A1825 JANSEN'S GOUGE FORCEPS, double curved, screw joint, 7 in., stainless steel, each



A1826

A1826 WILM'S GOUGE FORCEPS, screw joint, 8 in., stainless steel .. each



A1827

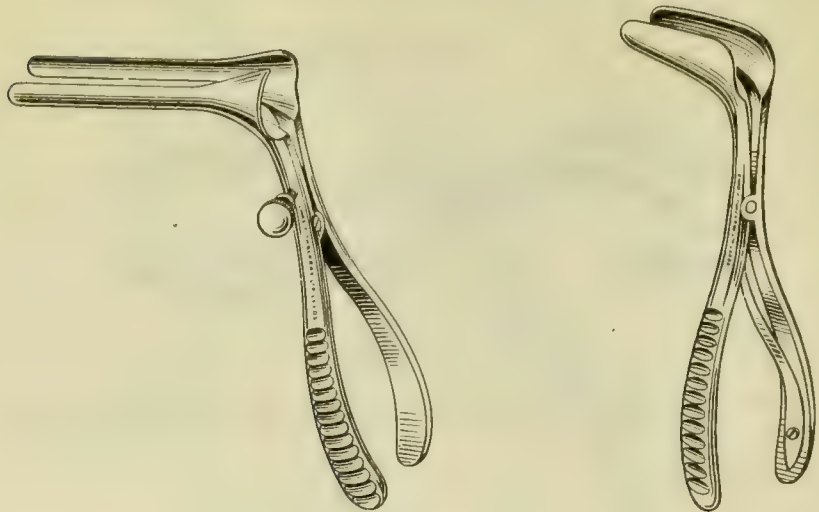
A1827 DUNDAS-GRANT'S SEEKER, stainless steel each



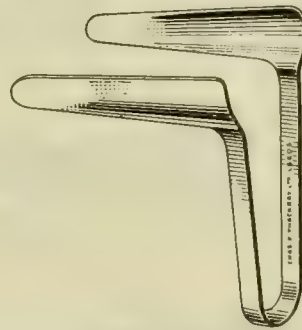
A1828

A1828 STAËCKE'S GUIDE, stainless steel each

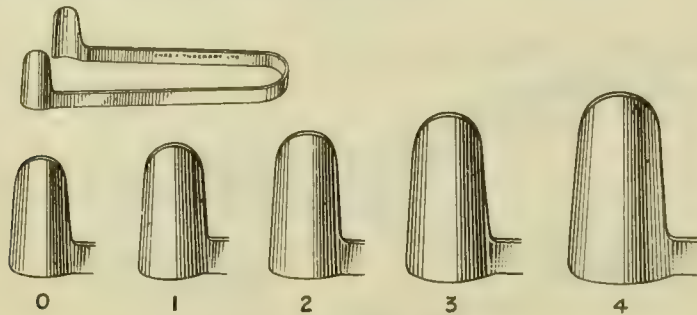
NASAL, SINUS AND ANTRUM INSTRUMENTS



| | | |
|----------|--|-------|
| Cat. No. | N1829 | N1830 |
| N1829 | KILLIAN'S NASAL SPECULUM, stainless steel, three sizes: 5.5 cm., 7.5 cm. and 9 cm. length of blade | each |
| N1830 | JOBSON HORNE'S NASAL SPECULUM, stainless steel | each |

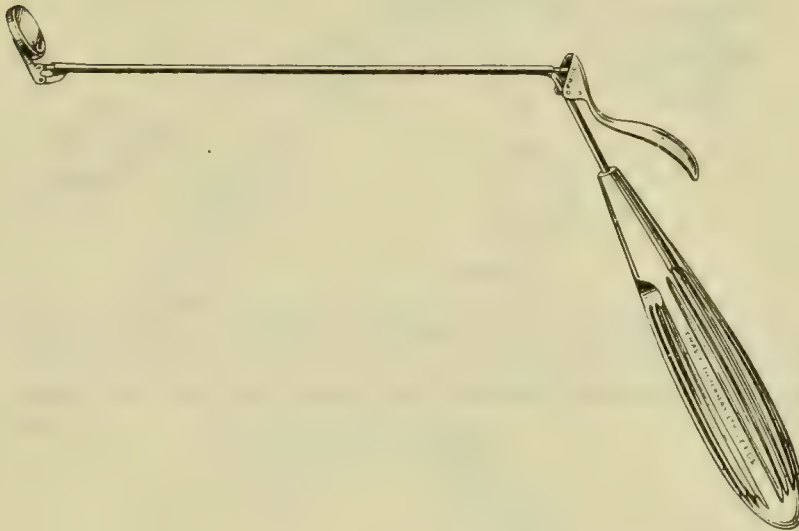


N1831 ST. CLAIR THOMSON'S NASAL SPECULUM, stainless steel, three sizes: 1½ in., 2 in. and 2½ in. length of blade each



N1832 THUDICHUM'S NASAL SPECULUM, stainless steel, five sizes: 0, 1, 2, 3 and 4, each

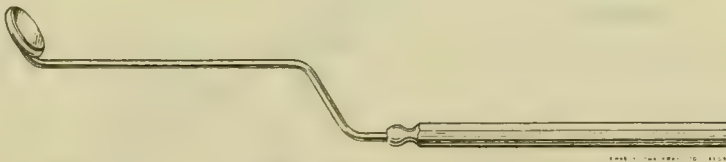
NOTE.—Diagnostic Sets, Headmirrors, Headlamps and Examination Lamps: see Catalogue section Clinical Diagnosis Instruments.



N1833

Cat. No.

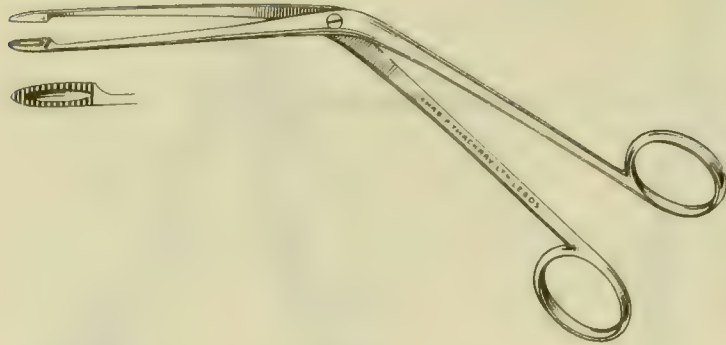
N1833 MICHEL'S NASAL MIRROR, glass, boilable, chromium plated, three sizes:
10 mm., 12 mm. and 14 mm. diameter each



N1834

N1834 ST. CLAIR THOMSON'S NASAL MIRROR, glass, boilable, chromium plated,
six sizes: 6 mm., 8 mm., 10 mm., 12 mm., 14 mm. and 16 mm. diameter . . . each

NASAL, SINUS AND ANTRUM INSTRUMENTS



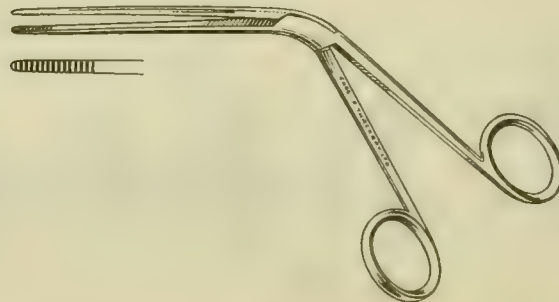
N1835

Cat. No.
N1835 HARTMANN'S NASAL FORCEPS, with serrated jaws, screw joint, stainless steel each



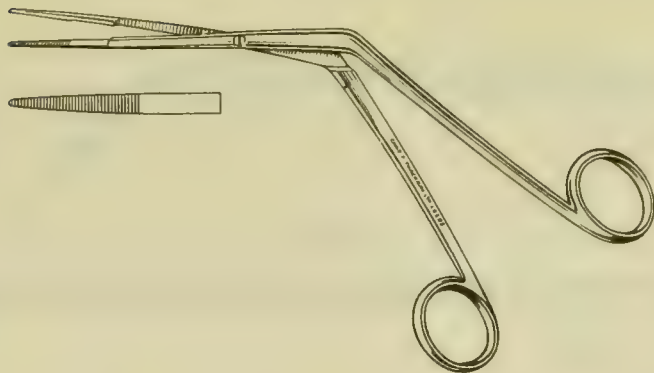
N1836

N1836 LUCAE'S NASAL DRESSING FORCEPS, with serrated jaws, stainless steel, each



N1837

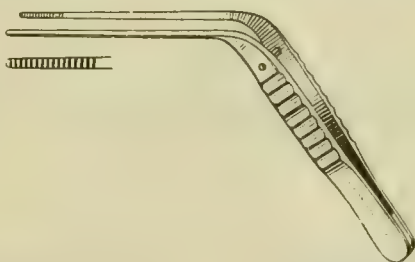
N1837 TILLEY'S NASAL DRESSING FORCEPS, with serrated jaws, box joint, stainless steel each



N1838


Cat. No.

N1838 WEST'S NASAL DRESSING FORCEPS, with serrated jaws, screw joint,
stainless steel each




N1839

N1839 WILDE'S NASAL DRESSING FORCEPS, with serrated jaws, stainless steel,
each



N1840

N1840 HEATH'S NASAL PROBE, malleable, 4½ in. shaft, olivary tip, silver plated, each



N1841

N1841 HEATH'S NASAL PROBE, malleable, 4½ in. shaft, threaded end, silver plated,
each



N1848

Cat. No.
N1848 HOWARTH'S NASAL RASPATORY, stainless steel each



N1849

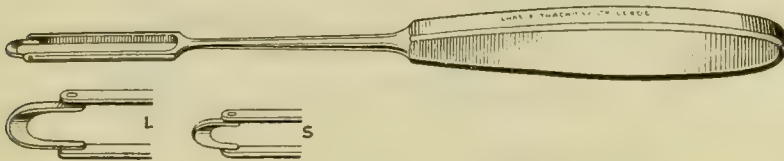
N1849 NASAL RASPATORY, fine, stainless steel, chromium plated handle .. each



N1850

N1850 JOSEPH'S NASAL RASPATORY, curved, stainless steel, chromium plated handle each

N1851 Ditto .. straight each



N1852

N1852 BALLENGER'S NASAL SWIVEL KNIFE, stainless steel, chromium plated handle, two sizes: small and large each

NASAL, SINUS AND ANTRUM INSTRUMENTS



N1853

Cat. No.
N1853 DUNDAS GRANT'S NASAL KNIFE, nickel plated each



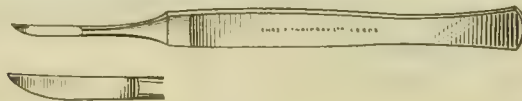
N1854

N1854 JOSEPH'S NASAL KNIFE, probe-ended, nickel plated, chromium plated handle, each



N1855

N1855 JOSEPH'S NASAL KNIFE, curved-on-flat, double-edged, nickel plated, chromium plated handle each
 N1856 Ditto .. straight each



N1857

N1857 DAN MCKENZIE'S NASAL KNIFE, nickel plated each

NASAL, SINUS AND ANTRUM INSTRUMENTS



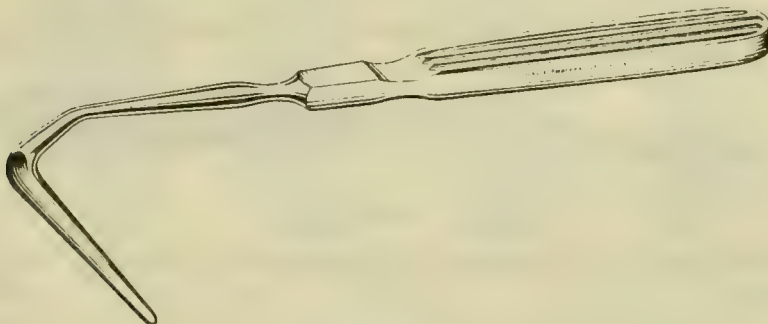
N1858

Cat. No.
N1858 MALTZ' NASAL RASP, straight, stainless steel, chromium plated handle [] each




N1859

N1859 MALTZ' NASAL RASP, curved, stainless steel, chromium plated handle [] each
N1859A Ditto .. straight each



N1860

N1860 AUI-RICT'S NASAL RETRACTOR, stainless steel, chromium plated handle, each



N1861

N1861 KILNER'S NASAL RETRACTOR, stainless steel each

NASAL, SINUS AND ANTRUM INSTRUMENTS



N1862

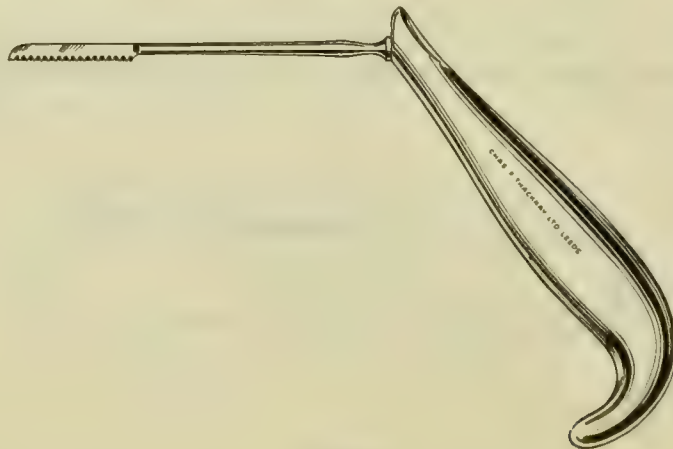
Cat. No.

N1862 JOSEPH'S NASAL SAW, angled, stainless steel, chromium plated handle, two patterns: right and left each




N1863

N1863 JOSEPH'S NASAL SAW, stainless steel, chromium plated handle, two patterns: right and left each



N1864

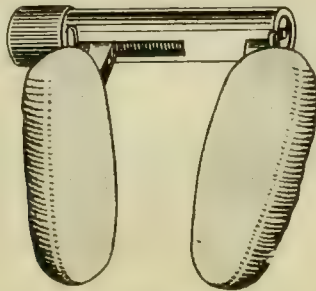
N1864 MOWLEM'S NASAL SAW, stainless steel, chromium plated handle .. each



CHAS F THACKRAY L^{TD}
LEEDS

N1865

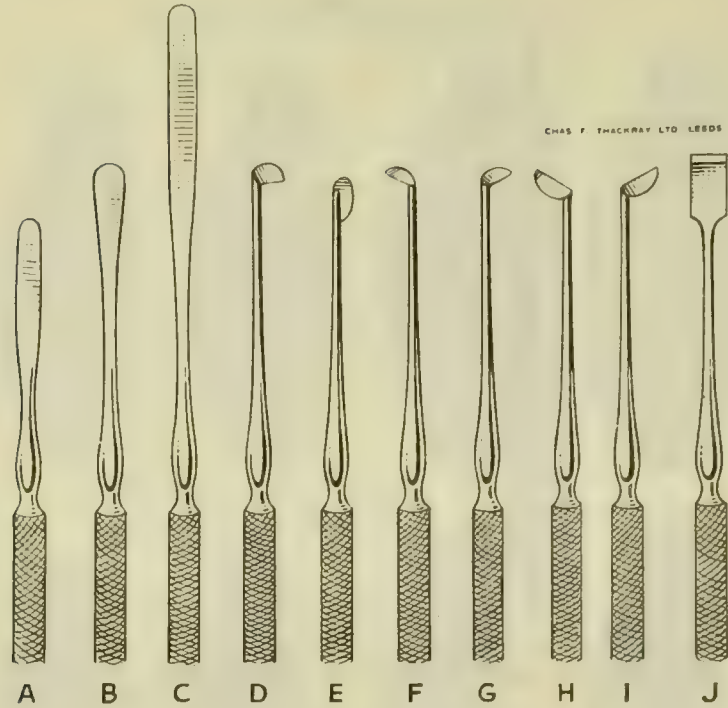
Cat. No.
N1865 LAKE'S NASAL SPLINTS, rubber, eight sizes: 1, 2, 3, 4, 5, 6, 7 and 8, each



N1866

N1866 SAFIAN'S NASAL SPLINT, screw-action, chromium plated, leather covered pads, complete with webbing strap each

NASAL, SINUS AND ANTRUM INSTRUMENTS



N1867

Cat. No.

| | | |
|-------|--|----------|
| N1867 | FREER'S NASAL SEPTUM SET for submucous resection, consisting of instruments: A—blunt and sharp, B—blunt and sharp, C—blunt and sharp, D, E, F, G, H, I and J, stainless steel, in khaki wrap | complete |
| N1868 | Septum Elevator (A), straight, sharp edge, stainless steel | each |
| N1869 | Ditto .. blunt edge | each |
| N1870 | Septum Elevator (B), curved, sharp edge, stainless steel | each |
| N1871 | Ditto .. blunt edge | each |
| N1872 | Septum Elevator (C), curved, long, sharp edge, stainless steel | each |
| N1873 | Ditto .. blunt edge | each |
| N1874 | Septum Knife (D), straight, straight edge, stainless steel | each |
| N1875 | Septum Knife (E), straight, round edge, stainless steel | each |
| N1876 | Septum Knife (F), angled blade, right, straight edge, stainless steel | each |
| N1877 | Ditto .. left (G) | each |
| N1878 | Septum Knife (H), angled blade, right, round edge, stainless steel | each |
| N1879 | Ditto .. left (I) | each |
| N1880 | Septum Chisel (J), straight, stainless steel | each |



N1881

| | | |
|-------|--|------|
| N1881 | WATSON-WILLIAMS' NASAL CHISEL, stainless steel | each |
|-------|--|------|



N1882

Cat. No.

N1882 KILLIAN'S NASAL SEPARATOR, stainless steel, three sizes : $\frac{1}{2}$ in., $\frac{3}{4}$ in. and 1 in. blade each



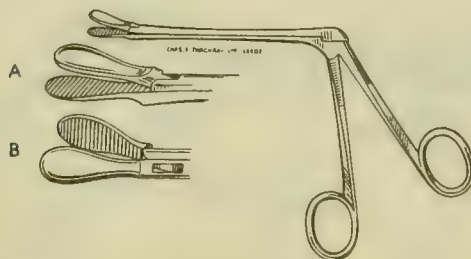
N1883

N1883 KILLIAN'S NASAL GOUGE, stainless steel each



N1884

N1884 TILLEY'S NASAL GOUGE, stainless steel each

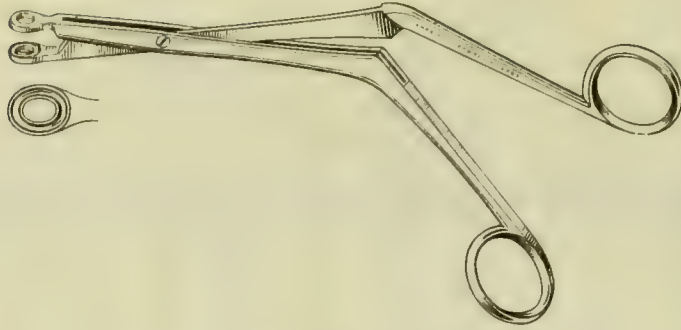


N1885-6

N1885 BLAKESLEY'S NASAL SEPTUM FORCEPS, avulsion, upward-action jaw (A), stainless steel each

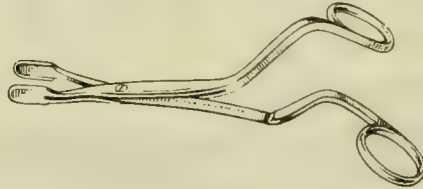
N1886 Ditto .. side-action jaw (B) each

NASAL, SINUS AND ANTRUM INSTRUMENTS



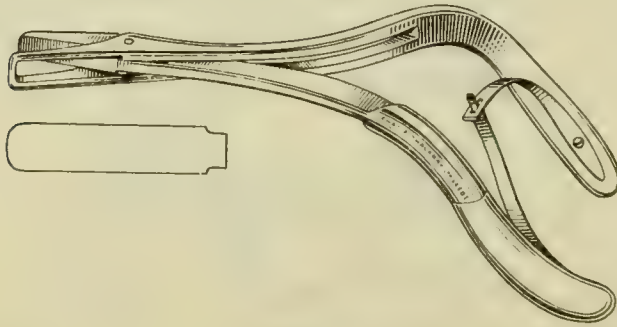
N1887

Cat. No.
N1887 BRÜNING'S NASAL SEPTUM FORCEPS, avulsion, cut-through joint, stainless steel each



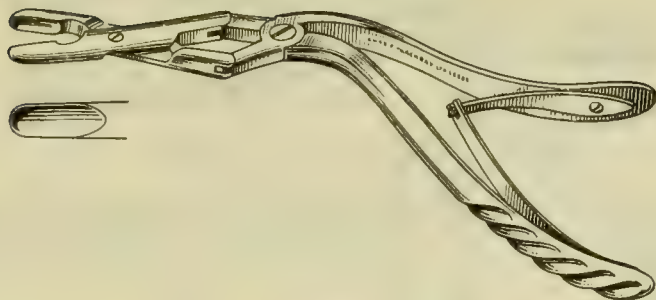
N1888

N1888 HEATH'S NASAL SEPTUM FORCEPS, avulsion, cut-through joint, stainless steel each



N1889


N1889 FOSTER-BALLENGER'S NASAL SEPTUM FORCEPS, cut-through joint, stainless steel each



N1890

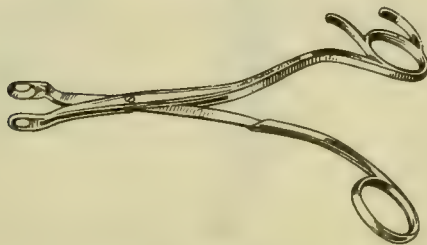
Cat. No.

N1890 JANSEN-MIDDLETON'S NASAL SEPTUM FORCEPS, multiple-action joints, stainless steel each



N1891


N1891 LUTZ' NASAL SEPTUM FORCEPS, screw joint, stainless steel .. each



N1892

N1892 DAN MCKENZIE'S NASAL SEPTUM FORCEPS, avulsion, cut-through joint, stainless steel each

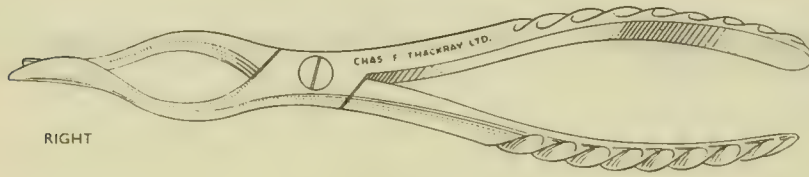
NASAL, SINUS AND ANTRUM INSTRUMENTS



N1893

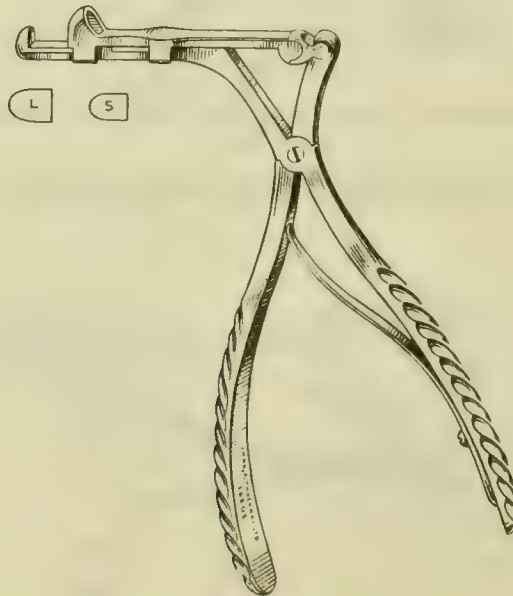
Cat. No.

N1893 WALSHAM'S NASAL SEPTUM FORCEPS, for straightening the septum, screw joint, stainless steel each



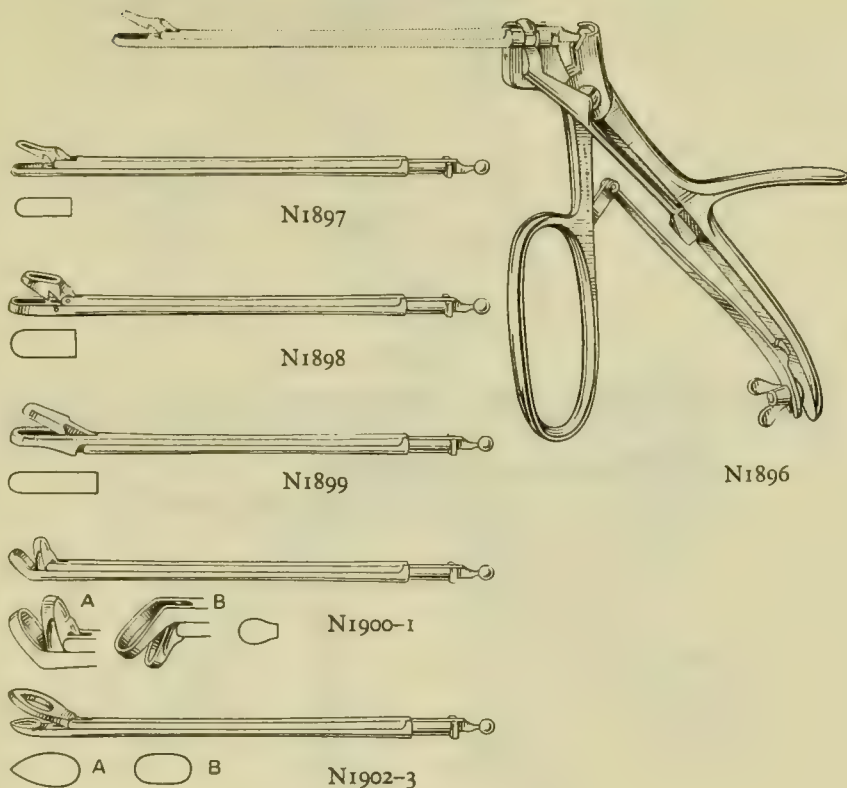
N1894

N1894 WALSHAM'S NASAL SEPTUM FORCEPS, screw joint, stainless steel, two patterns: right and left each



N1895

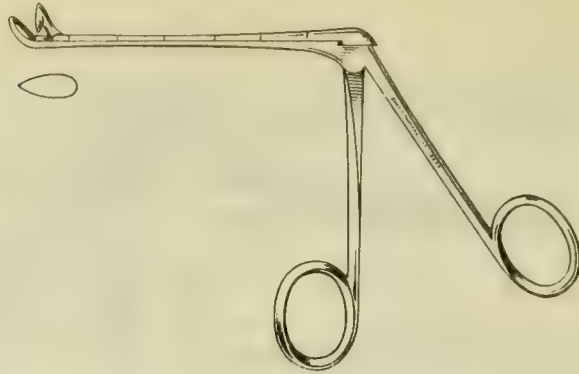
N1895 CITELLI'S ANTRUM PUNCH FORCEPS, stainless steel, two sizes: A and B, each



| | |
|----------|--|
| Cat. No. | |
| N1896 | UNIVERSAL HANDLE, to fit any of the Grünwald's Jaws listed below, stainless steel each |
| N1897 | GRÜNWARD'S NASAL PUNCH FORCEPS, narrow bite, fenestrated lower jaw, on shaft for universal handle N1896 each |
| N1898 | Ditto .. fenestrated jaws each |
| N1899 | Ditto .. fenestrated and tapered lower jaw each |
| N1900 | Ditto .. upward cutting (A) each |
| N1901 | Ditto .. downward cutting (B) each |
| N1902 | Ditto .. with sharp tip (A) each |
| N1903 | Ditto .. with blunt tip (B) each |
| N1904 | Set of Seven Jaws on Shafts, with handle, as listed above complete |

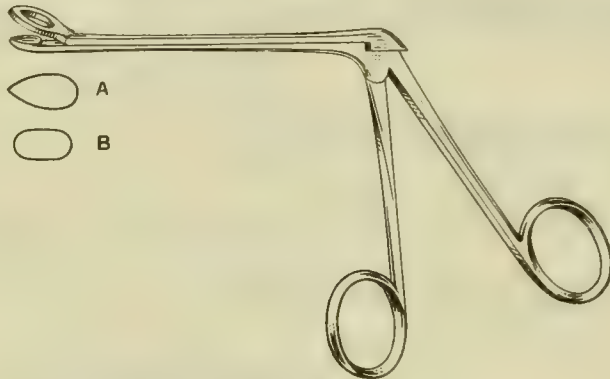
NOTE.—Metal or Wooden Cases for above, made to order.

NASAL, SINUS AND ANTRUM INSTRUMENTS



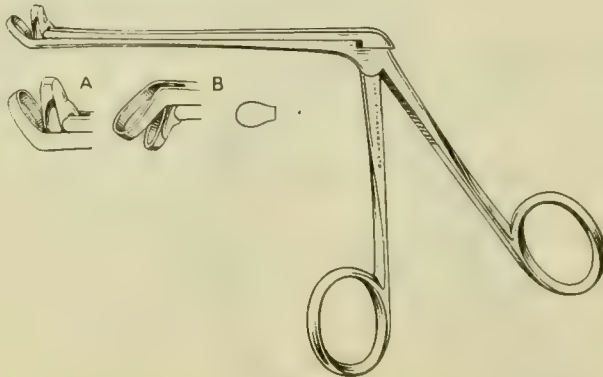
N1905

Cat. No.
 N1905 GRÜNWARD'S NASAL PUNCH FORCEPS, stainless steel .. each



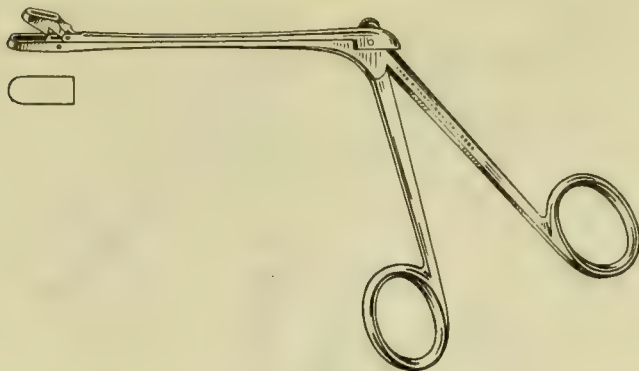
N1906-7

N1906 GRÜNWARD'S NASAL PUNCH FORCEPS, with sharp tip (A), stainless steel each
 N1907 Ditto .. with blunt tip (B) each



N1908-9

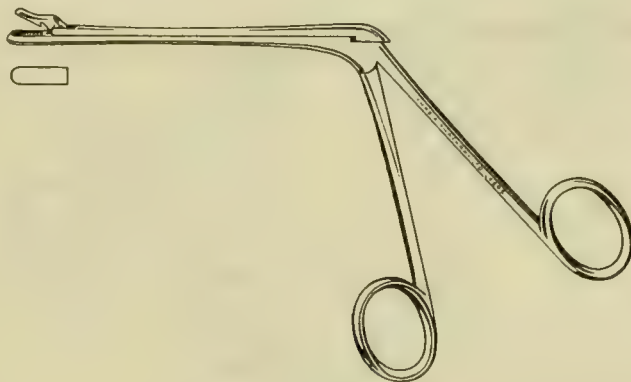
N1908 GRÜNWARD'S NASAL PUNCH FORCEPS, stainless steel, upward cutting (A), each
 N1909 Ditto .. downward cutting (B) each



N1910

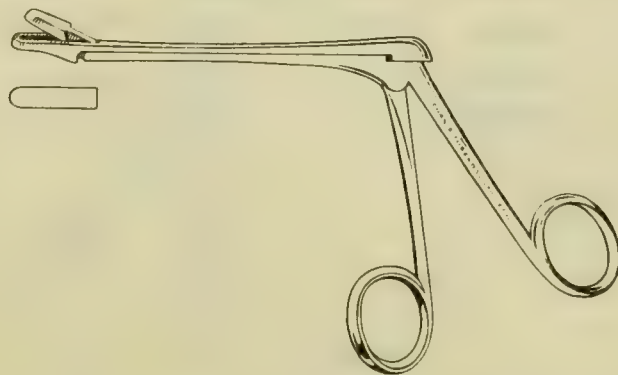
Cat. No.

N1910 GRÜNWARD'S NASAL PUNCH FORCEPS, fenestrated jaws, stainless steel, each



N1911

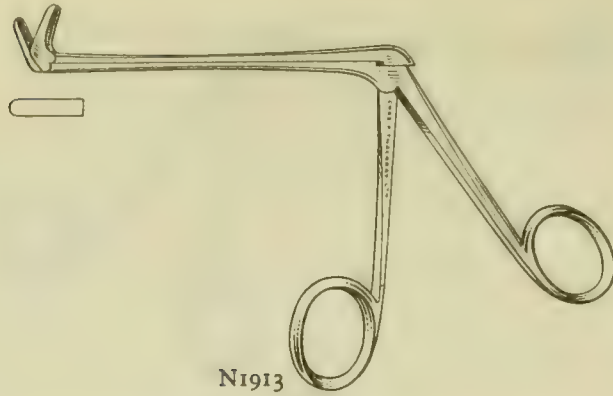
N1911 GRÜNWARD'S NASAL PUNCH FORCEPS, narrow bite, fenestrated lower jaw, stainless steel each



N1912

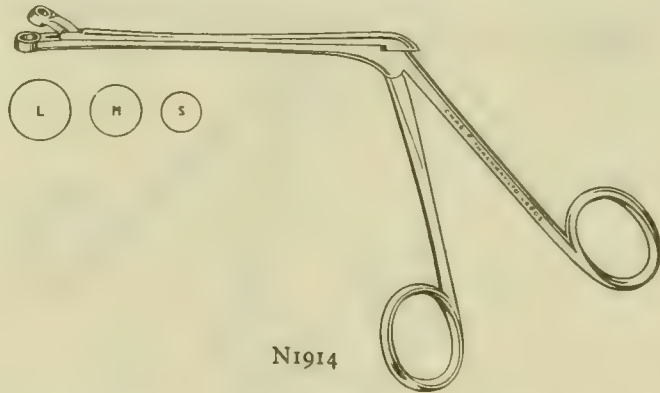
N1912 GRÜNWARD'S NASAL PUNCH FORCEPS, fenestrated and tapered lower jaw, stainless steel each

NASAL, SINUS AND ANTRUM INSTRUMENTS



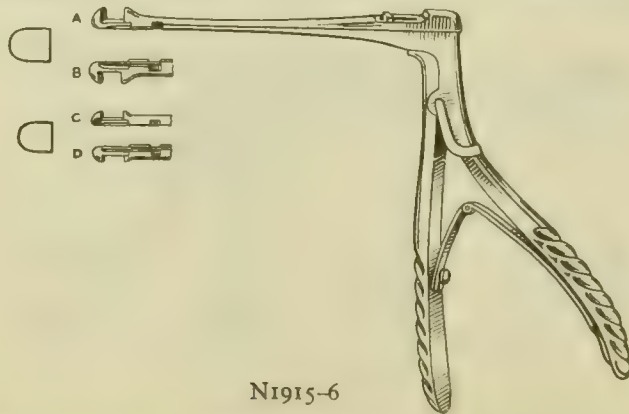
N1913

Cat. No.
N1913 GRÜNWARD'S NASAL PUNCH FORCEPS, fenestrated upper jaw, stainless steel each



N1914

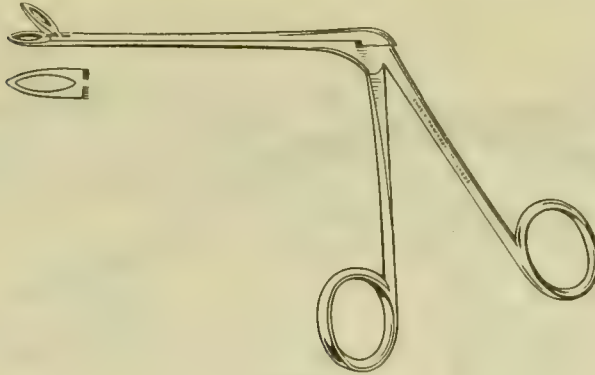
N1914 HARTMANN'S NASAL CONCHOTOME, stainless steel, three sizes: small, medium and large each



N1915-6

N1915 HAJEK'S SPHENOIDAL PUNCH FORCEPS, stainless steel, large size, two patterns: upward cutting (A) and downward cutting (B) each

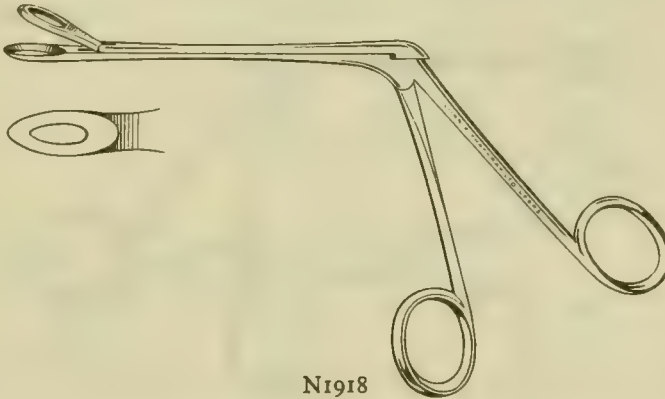
N1916 Ditto .. small size, two patterns: upward cutting (C) and downward cutting (D), each



N1917

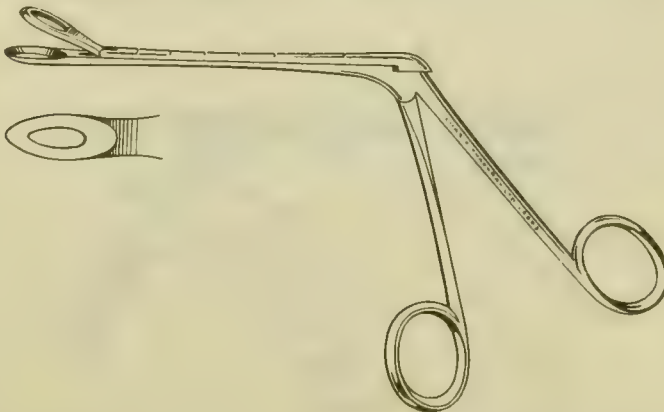
Cat. No.

N1917 HENCKEL'S (or Weil's) NASAL CUTTING FORCEPS, "Glasgow pattern", stainless steel each



N1918

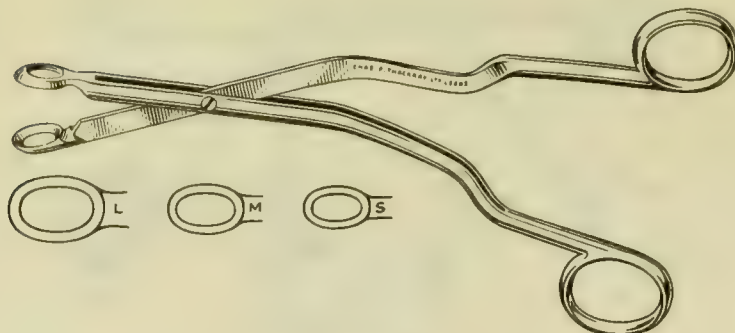
N1918 HENCKEL'S (or Weil's) NASAL CUTTING FORCEPS, stainless steel .. each



N1919

N1919 HENCKEL'S (or Weil's) NASAL CUTTING FORCEPS, as used by Tilley, with graduated shaft, stainless steel each

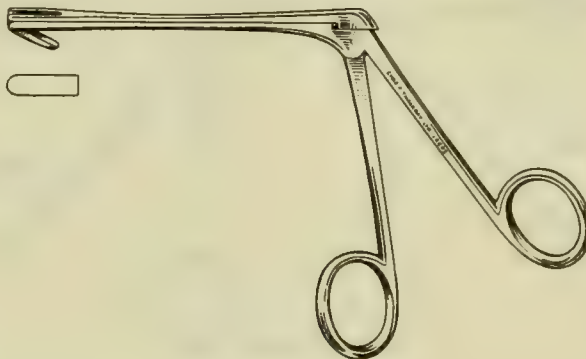
NASAL, SINUS AND ANTRUM INSTRUMENTS



N1920

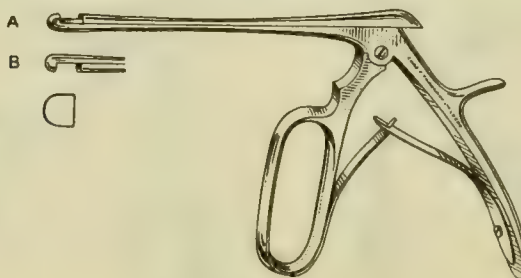
Cat. No.

N1920 LUC'S NASAL CUTTING FORCEPS, cut-through joint, stainless steel, three sizes: small, medium and large each



N1921

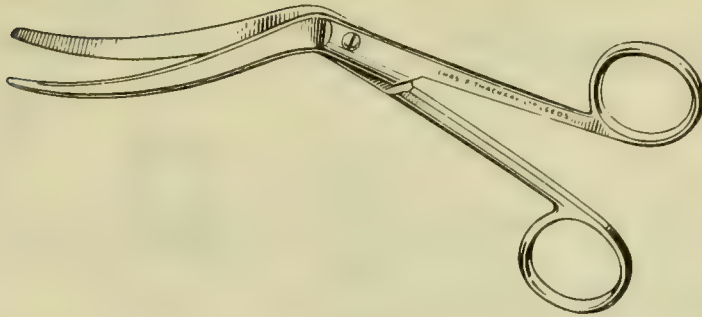
N1921 OSTROM'S ANTRUM FORCEPS, reverse cutting, stainless steel .. each



N1922-3

N1922 FERRIS SMITH'S (or Kerrison's) SPHENOIDAL PUNCH FORCEPS, upward cutting (A), stainless steel each

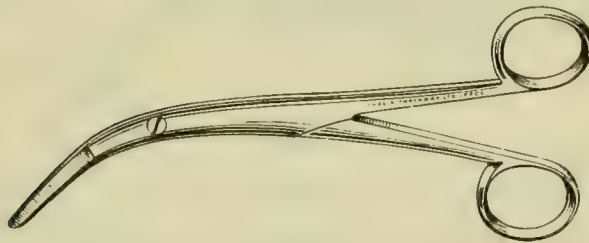
N1923 Ditto .. downward cutting (B) each



N1924

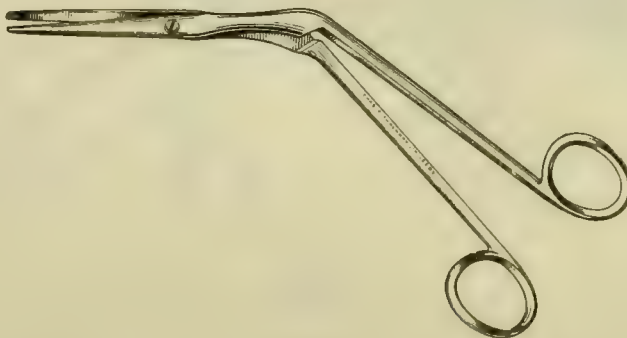
Cat. No.

N1924 BECKMANN'S NASAL SCISSORS, inferior turbinate, with serrated edge on blade, stainless steel each



N1925

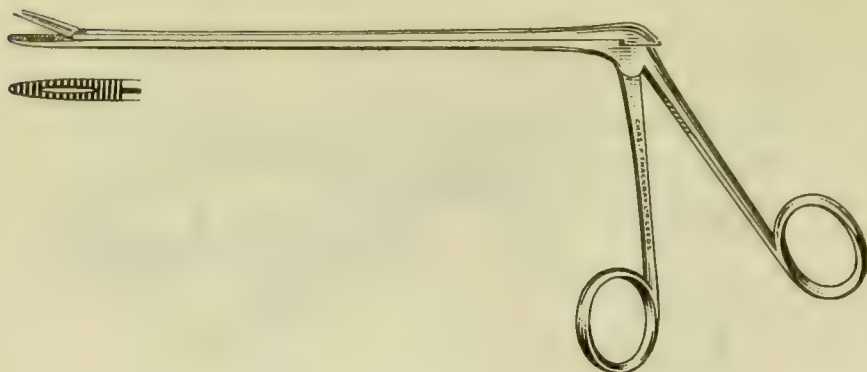
N1925 BECKMANN'S NASAL SCISSORS, middle turbinate, stainless steel each



N1926

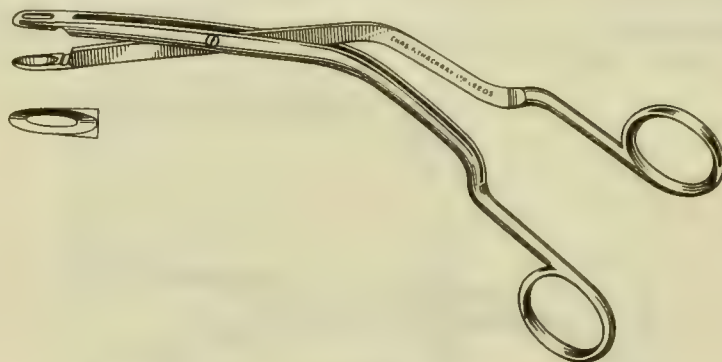
N1926 HEYMANN'S NASAL SCISSORS, stainless steel each

NASAL, SINUS AND ANTRUM INSTRUMENTS



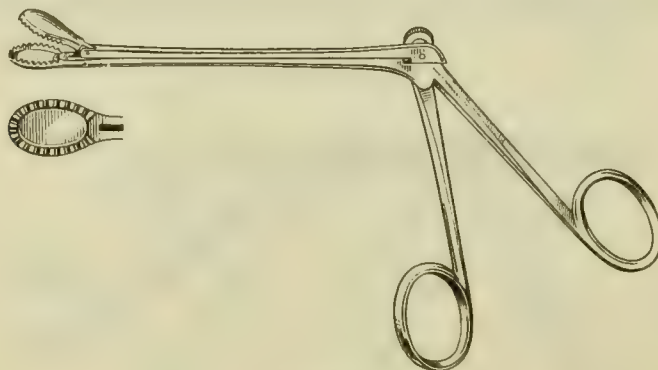
N1927

Cat. No. N1927 NASAL POLYPI FORCEPS, stainless steel each



N1928

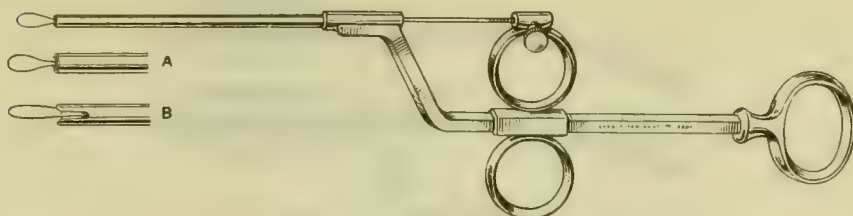
N1928 IRWIN MOORE'S NASAL POLYPI FORCEPS, cut-through joint, stainless steel each



N1929

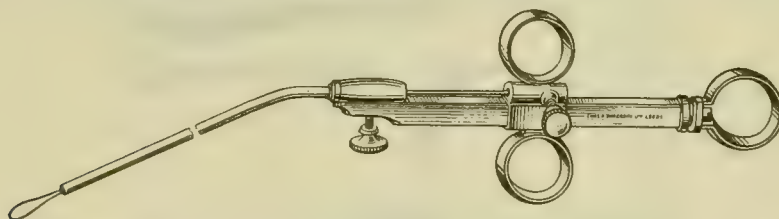
N1929 WATSON WILLIAMS' NASAL POLYPI FORCEPS, with multiple toothed jaws, stainless steel each
 *N1930 Ditto .. non-toothed jaws each

*Not illustrated



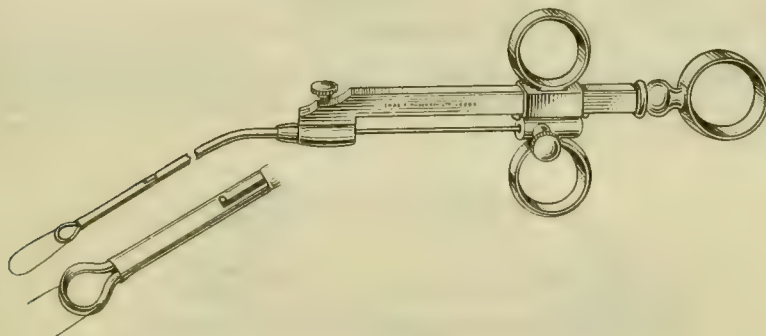
N1931-2

- | | | | | | |
|----------|--|----|----|----|----------|
| Cat. No. | | | | | |
| N1931 | GLEGG'S NASAL POLYPI SNARE, Negus' modification (A), stainless steel shaft and stilette, chromium plated handle and mounts | .. | .. | .. | each |
| N1932 | Ditto .. original Glegg's, with grooved stilette end (B) to retain loop, each | | | | |
| N1933 | Spare Snare Wire for above | .. | .. | .. | per hank |



N1934

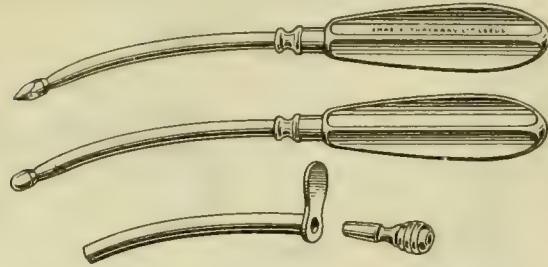
- | | | | | | | |
|-------|--|----|----|----|----|----------|
| N1934 | KRAUSE'S NASAL POLYPI SNARE, stainless steel shaft and stilette, chromium plated handle and mounts | .. | .. | .. | .. | each |
| N1935 | Spare Snare Wire for above | .. | .. | .. | .. | per hank |



N1936

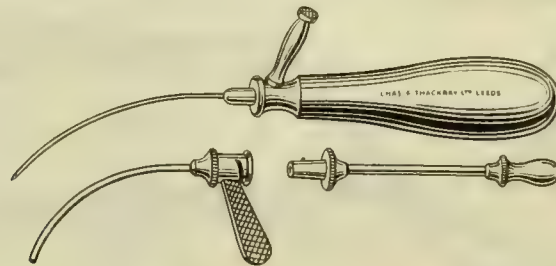
- | | | | | | |
|-------|--|----|----|----|----------|
| N1936 | THORNE'S NASAL POLYPI SNARE, with circular grooved stilette end to retain loop, stainless steel shaft and stilette, chromium plated handle and mounts, | | | | each |
| N1937 | Spare Snare Wire for above | .. | .. | .. | per hank |

NASAL, SINUS AND ANTRUM INSTRUMENTS




N1938

- Cat. No.
N1938 KRAUSE'S ANTRUM TROCAR, with blunt pilot, stainless steel; chromium plated handles, cannula, Luer fitting, and tubing mount each




N1939

- N1939 MYLES' ANTRUM TROCAR, stainless steel, chromium plated handle, cannula and bayonet fitting tubing mount each



N1940

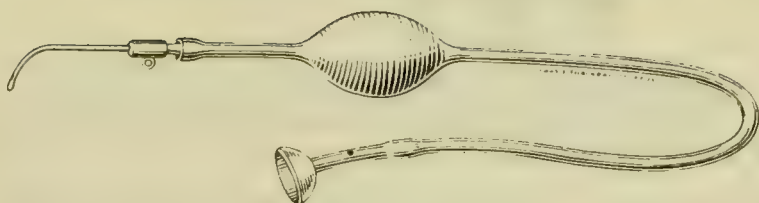
- N1940 LICHTWITZ'S ANTRUM TROCAR, stainless steel, Luer fitting cannula and tubing mount, chromium plated handle; three sizes of trocar: 6, 7.5 and 9 French Catheter Gauge each



N1941

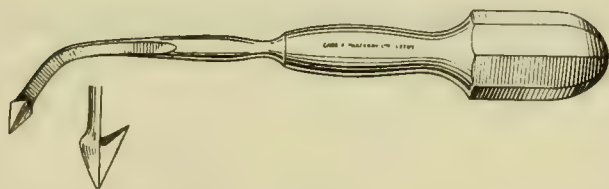
- N1941 ROSE'S ANTRUM TUBE, Luer fitting, with tubing mount, silver plated, three sizes: 7, 8 and 9 French Catheter Gauge each
*N1942 ANTRUM TUBE, malleable, tin, Luer fitting each

*Not illustrated



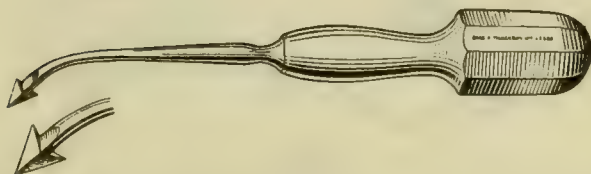
N1943

- Cat. No.
N1943 ROSE'S ANTRUM SYRINGE, continuous-flow, consisting of: rubber bulb and sucker, silver plated Rose's Antrum tube and Luer fitting tubing mount (fig. N1941), each



N1944

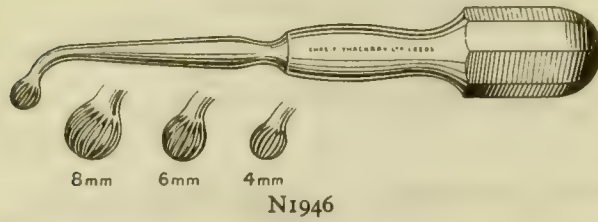
- N1944 GILHESPY'S ANTRUM HARPOON, stainless steel, chromium plated handle, two patterns: right and left each



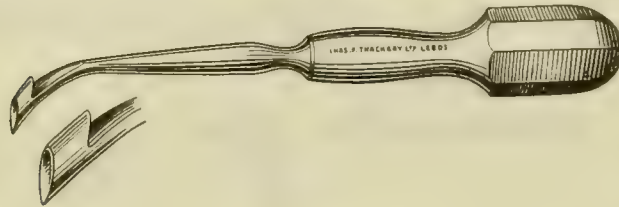
N1945

- N1945 TILLEY'S ANTRUM HARPOON, stainless steel, chromium plated handle, each

NASAL, SINUS AND ANTRUM INSTRUMENTS



Cat. No.
N1946 TILLEY'S ANTRUM BURR, stainless steel, chromium plated handle, three sizes:
 4 mm., 6 mm. and 8 mm. each



N1947 MYLES' ANTRUM CHISEL, retrograde, stainless steel, chromium plated handle, each



N1948 HARTMANN'S FRONTAL SINUS PROBE, silver each




N1949 WATSON-WILLIAMS' FRONTAL SINUS BOUGIE, graduated in ins., silver plated, six sizes: 6, 8, 10, 14, 17 and 19 French Catheter Gauge . . . each




N1950

Cat. No.
N1950 HAJEK'S FRONTAL SINUS PROBE, silver plated each




N1951

N1951 ROSE'S SPHENOIDAL SINUS PROBE, graduated in $\frac{1}{4}$ ins., silver plated, each



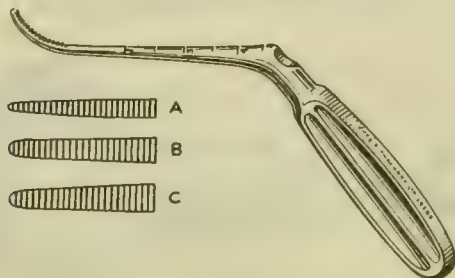
N1952

N1952 FRONTAL SINUS CANNULA, with Luer fitting tubing mount, silver plated, each



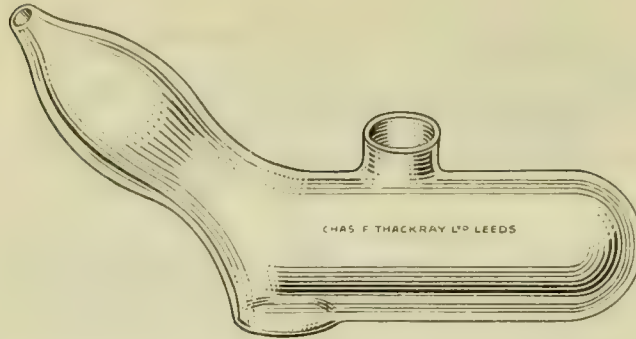
N1953

N1953 HARTMANN'S FRONTAL SINUS CANNULA, Luer fitting, with stilette, silver each



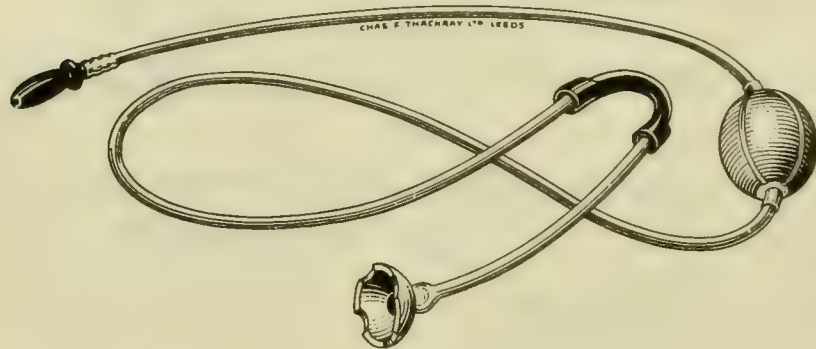
N1954

N1954 WATSON-WILLIAMS' FRONTAL SINUS RASP, graduated in ins., stainless steel, chromium plated handle, three sizes: A, B and C each



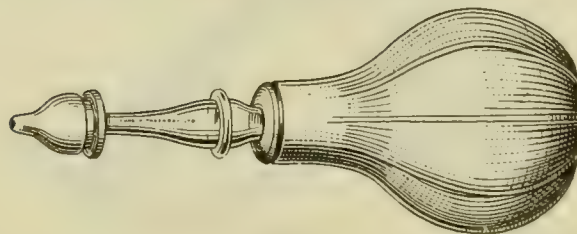
N1955

Cat. No. N1955 "DUCK" PATTERN NASAL DOUCHE, glass each



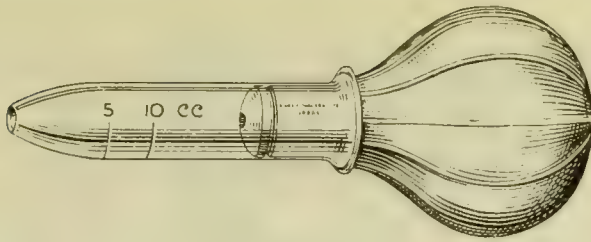
N1956

N1956 NASAL DOUCHE, syphon, with rubber ball, metal sinker and vulcanite nozzle, each



N1957

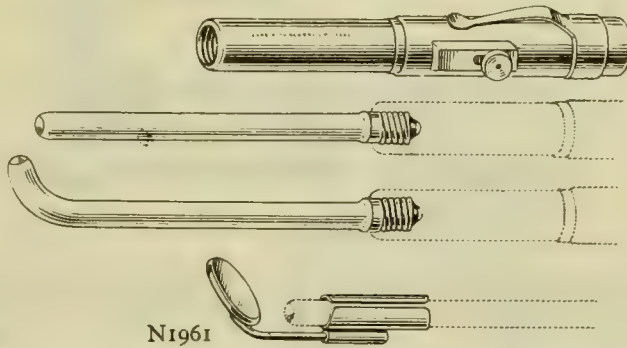
N1957 TILLEY'S NASAL SYRINGE, rubber bulb, 4 oz., with glass connection and rubber acorn nozzle each



N1958

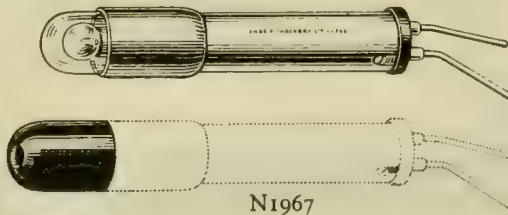
| | | | | | | | |
|----------|--|----|----|----|----|----|------|
| Car. No. | | | | | | | |
| N1958 | PROETZ' NASAL SYRINGE, for displacement therapy, rubber bulb, graduated glass barrel | .. | .. | .. | .. | .. | each |
| N1959 | Spare Glass Barrels | .. | .. | .. | .. | .. | each |
| N1960 | Spare Rubber Bulbs | .. | .. | .. | .. | .. | each |

This syringe is used to inject the chosen solution into each nasal passage; a suction tip is then used to obtain intermittent negative pressure.



N1961

| | | | | | | | |
|-------|---|----|----|----|----|----|----------|
| N1961 | TRANSILLUMINATION OUTFIT, consisting of: Torch handle with battery, one of each straight and curved opal lamps with detachable mirror, in velvet lined leather covered case | .. | .. | .. | .. | .. | complete |
| N1962 | Torch Handle only (without battery) | .. | .. | .. | .. | .. | each |
| N1963 | Batteries for above | .. | .. | .. | .. | .. | each |
| N1964 | Opal Lamps only, straight | .. | .. | .. | .. | .. | each |
| N1965 | Opal Lamps only, curved | .. | .. | .. | .. | .. | each |
| N1966 | Detachable Mirror only | .. | .. | .. | .. | .. | each |



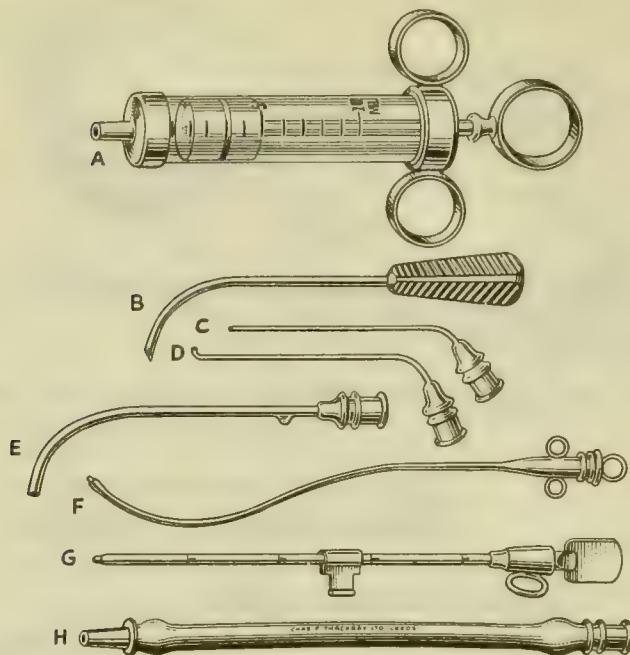
N1967

| | | | | | | | |
|---|---|----|----|----|----|----|------|
| N1967 | MOURE'S TRANSILLUMINATION LAMP, fitted with outer sheath for antrum illumination and fibre cone to fit inner sheath for frontal sinus illumination, chromium plated, complete with spare lamp | .. | .. | .. | .. | .. | each |
| <i>The twin-terminals will fit a standard galvano-cautery handle.</i> | | | | | | | |

| | | | | | | | |
|-------|-----------------------|----|----|----|----|----|------|
| N1968 | Ditto | .. | .. | .. | .. | .. | each |
| N1969 | Spare Lamps for above | .. | .. | .. | .. | .. | each |

See also Diagnostic Sets in our Catalogue section of Clinical Diagnosis Instruments.

NASAL, SINUS AND ANTRUM INSTRUMENTS

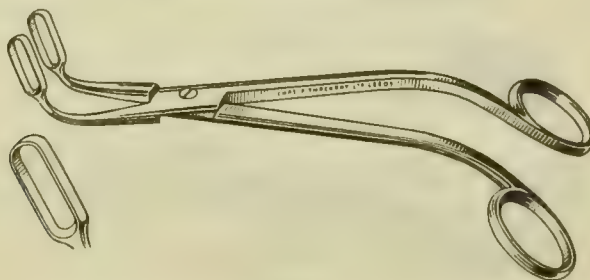


N1970

Cat. No.

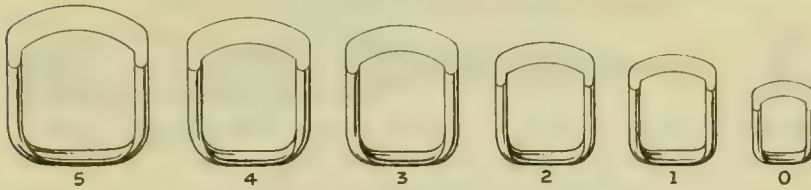
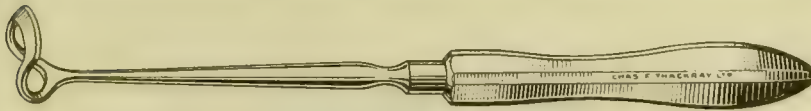
| | | |
|-------|---|----------|
| N1970 | WATSON-WILLIAMS' SYRINGE OUTFIT, consisting of: syringe (A) and accessories (B), (C), (D), (E), (F), (G) and (H), Luer fitting, in chromium plated case | complete |
| N1971 | Syringe only (A) 10 ml. | each |
| N1972 | Exploring Needle (B) for antrum, stainless steel, silver plated mount | each |
| N1973 | Cannula (C), for middle ear, silver plated | each |
| N1974 | Ditto .. curved end (D), silver plated | each |
| N1975 | Cannula (E), for antrum, silver plated | each |
| N1976 | Cannula (F), for frontal sinus, with stilette, silver plated | each |
| N1977 | Cannula (G), for sphenoidal sinus, graduated, silver plated, with stainless steel obturator | each |
| N1978 | Rubber Tubing and Mounts (H), for above parts | each |

NOTE.—All connecting mounts are Luer fitting.



N1979

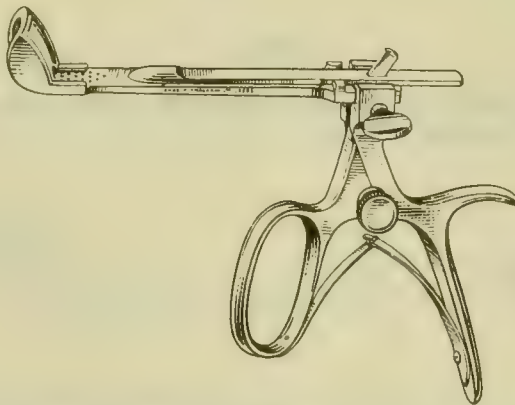
| | |
|-------|---|
| N1979 | ST. CLAIR THOMSON'S ADENOID FORCEPS, screw joint, stainless steel, each |
|-------|---|



N1980


Cat. No.

N1980 BECKMANN'S ADENOID CURETTE, stainless steel, chromium plated handle, six sizes: 0, 1, 2, 3, 4 and 5 each



N1981-3

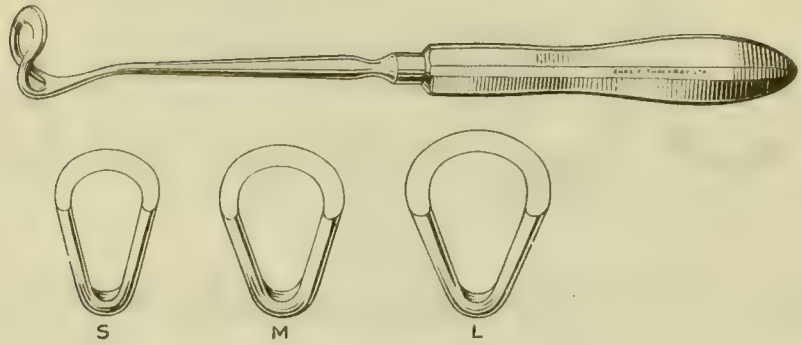
N1981 LA FORCE'S ADENOTOME, consisting of: handle and detachable shaft, stainless steel, with two carbon steel blades, small size: 10 mm. wide aperture .. each
 N1982 Ditto .. medium size: 13 mm. wide aperture each
 N1983 Ditto .. large size: 15 mm. wide aperture each
 N1984 Shaft only, with two blades, three sizes each
 N1985 Spare Blades for above, three sizes each
 N1986 Handle only, to fit above shafts each



N1987-9

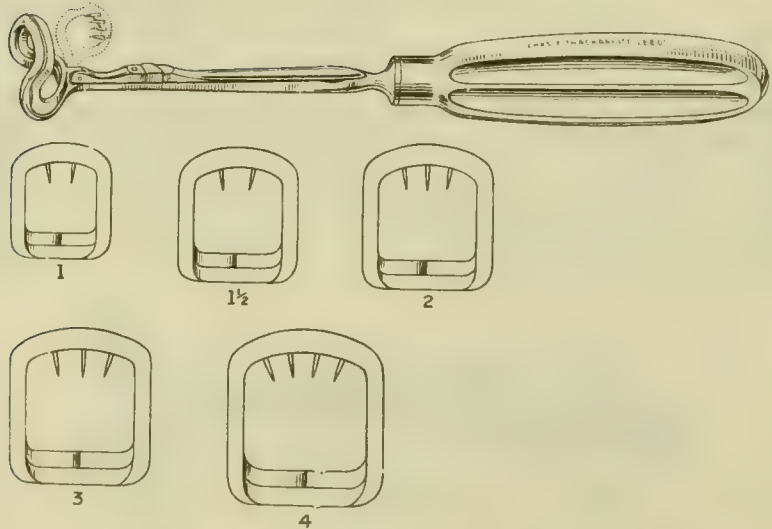
N1987 LA FORCE'S ADENOTOME, chromium plated, with two carbon steel blades, small size: 10 mm. wide aperture each
 N1988 Ditto .. medium size: 13 mm. wide aperture each
 N1989 Ditto .. large size: 15 mm. wide aperture each
 N1990 Spare Blades for above, three sizes each

NASAL, SINUS AND ANTRUM INSTRUMENTS



N1991

Cat. No.
N1991 GOTTSTEIN'S ADENOID CURETTE, stainless steel, chromium plated handle, three sizes: small, medium and large each



N1992


N1992 ST. CLAIR THOMSON'S ADENOID CURETTE, with cage, stainless steel, chromium plated handle, five sizes: 1, 1½, 2, 3 and 4 each



T1993

Cat. No.

T1993 TONGUE DEPRESSOR, wood, 6 in. long, $\frac{3}{4}$ in. wide, in boxes of a hundred, per box




T1994

T1994 TONGUE DEPRESSOR, tapered width, stainless steel each



T1995

T1995 TONGUE DEPRESSOR, tapered width, glass each

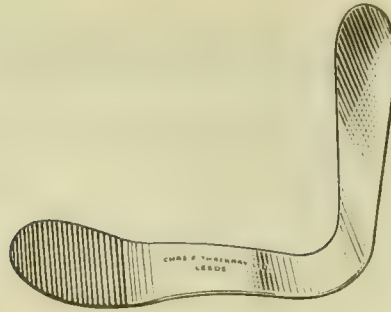


T1996

T1996 TONGUE DEPRESSOR, folding, concave blades, stainless steel .. each

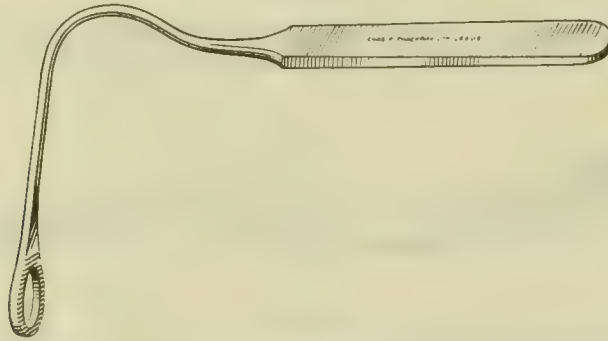
NOTE—*Diagnostic Sets, Headmirrors, Headlamps and Examination Lamps: see Catalogue section of Clinical Diagnosis Instruments.*

TONSIL, TRACHEAL AND LARYNGEAL INSTRUMENTS




T1997

Cat. No.
T1997 BABER'S TONGUE DEPRESSOR, stainless steel each



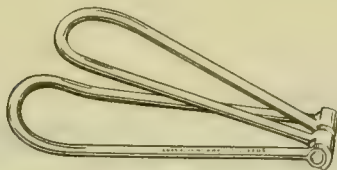
T1998

T1998 FRÄNKEL'S TONGUE DEPRESSOR, stainless steel each




T1999

T1999 LACK'S TONGUE DEPRESSOR, stainless steel, two sizes: adults' and children's each



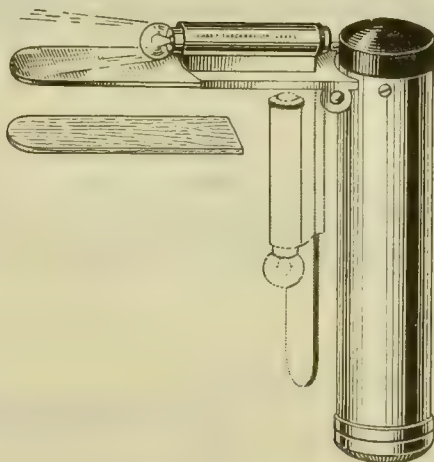
T2000

Cat. No.
T2000 WISE'S TONGUE DEPRESSOR, folding, stainless steel each



T2001

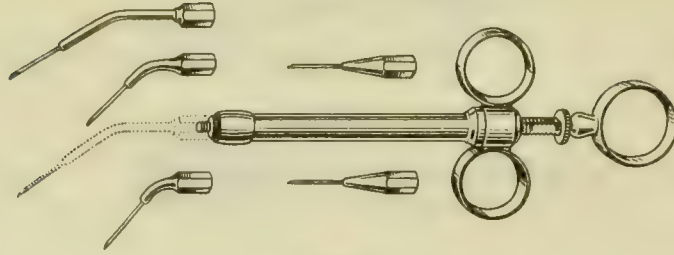
T2001 THROAT TORCH, with detachable tongue depressor, all-metal, nickel plated, complete with battery and lamp each
 T2002 Spare Batteries each
 T2003 Spare Lamps, 2.5 volts each



T2004

T2004 THROAT TORCH, folding, with detachable metal tongue blade, nickel plated, and fifty wooden tongue blades, battery and lamp, in card case .. complete
 T2005 Spare Wooden Tongue Blades, in boxes of fifty per box
 T2006 Spare Batteries each
 T2007 Spare Lamps, 2.5 volts each

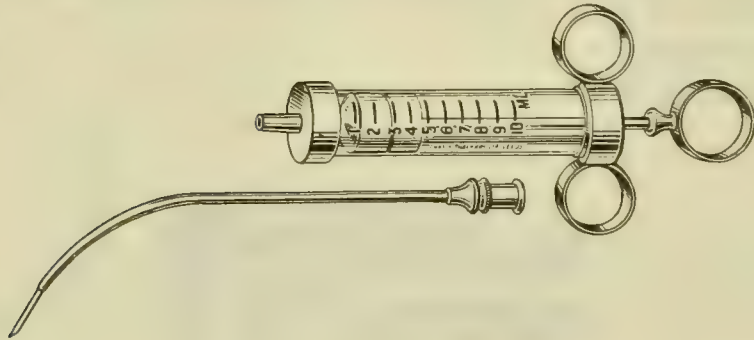
TONSIL, TRACHEAL AND LARYNGEAL INSTRUMENTS



T2008


Cat. No.

T2008 DAN MCKENZIE'S TONSIL SYRINGE, all-metal, chromium plated, screw fitting nozzle, with five stainless steel needles, in chromium plated case, complete



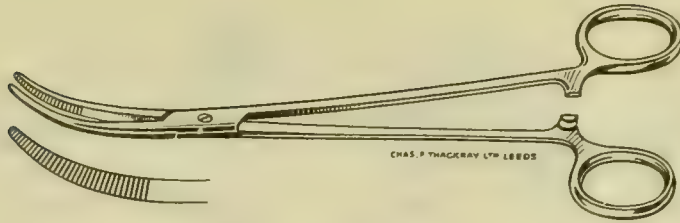
T2009

T2009 WATSON-WILLIAMS' TONSIL SYRINGE, 10 ml., Luer fitting nozzle, with stainless steel needle mounted on chromium plated pipe, in chromium plated case, complete



T2010

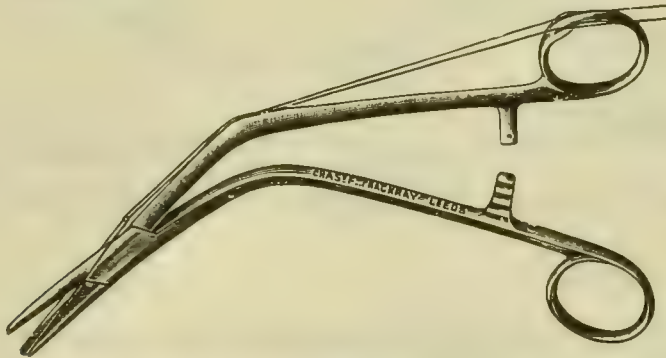
T2010 NEGUS' TONSIL BISTOURY, nickel plated each



T2012

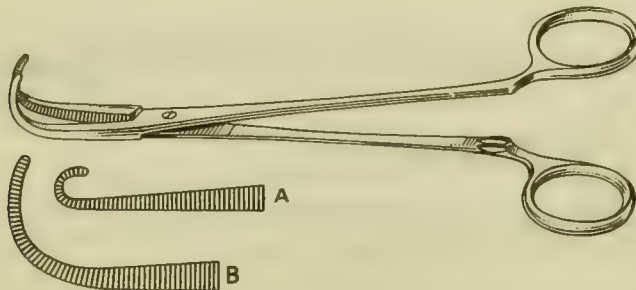
Cat. No.

- | | | |
|-------|---|------|
| T2011 | BIRKETT'S TONSIL ARTERY FORCEPS, straight, screw joint, 7½ in., stainless steel | each |
| T2012 | Ditto .. curved-on-flat | each |
| T2013 | BIRKETT'S TONSIL ARTERY FORCEPS, straight, box joint, 7½ in., stainless steel | each |
| T2014 | Ditto .. curved-on-flat | each |



T2015

- | | | |
|-------|---|------|
| T2015 | DENIS BROWNE'S TONSIL ARTERY FORCEPS, angled laterally, with ligature notch on bow, shank and jaw; box joint, 8 in., stainless steel .. | each |
|-------|---|------|



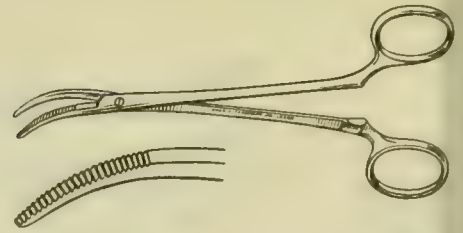
T2016

- | | | |
|-------|--|------|
| T2016 | NEGUS' TONSIL ARTERY FORCEPS, screw joint, 7½ in., stainless steel, two curves: short (A) and long (B) | each |
|-------|--|------|

TONSIL, TRACHEAL AND LARYNGEAL INSTRUMENTS



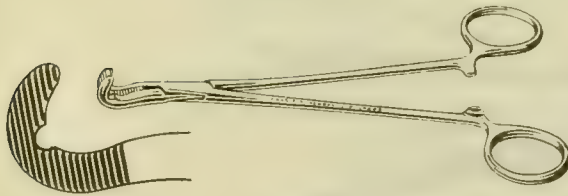
T2017



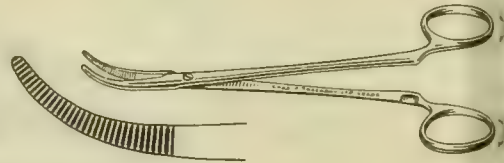
T2019

Cat. No.

- | | | |
|-------|--|------|
| T2017 | SAWTELL'S TONSIL ARTERY FORCEPS, curved-on-flat, screw joint, 7 in., stainless steel | each |
| T2018 | Ditto .. box joint | each |
| T2019 | SCOTT'S TONSIL ARTERY FORCEPS, curved laterally, screw joint, 7 in., stainless steel | each |




T2020



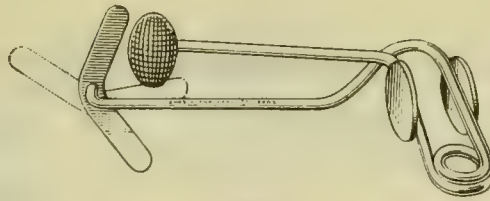
T2021

- | | | |
|-------|--|------|
| T2020 | SMITH'S TONSIL ARTERY FORCEPS, box joint, 8 in., stainless steel | each |
| T2021 | SCHNIDT'S TONSIL ARTERY FORCEPS, curved-on-flat, screw joint, 7 in., stainless steel | each |
| T2022 | Ditto .. box joint | each |



T2023

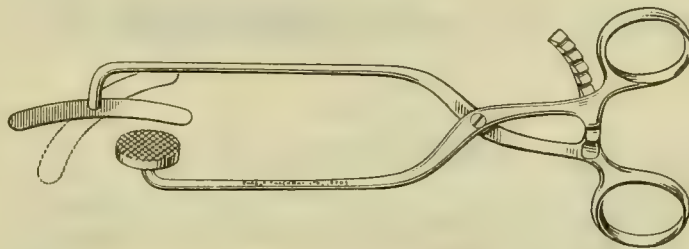
- | | | |
|-------|---|------|
| T2023 | WHITELOCK'S TONSIL ARTERY FORCEPS, curved-on-flat, with open bow for passing snare loops, box joint, 7 in., stainless steel | each |
|-------|---|------|



T2024


Cat. No.

T2024 SOUPER'S TONSIL COMPRESSOR, stainless steel, two sizes: small and large, each



T2025

T2025 COURTENAY YORKE'S TONSIL COMPRESSOR, screw joint, stainless steel, each



T2026


T2026 SCOTT GILLETT'S KNIFE, for peritonsillar abscess, nickel plated . . . each



T2027


T2027 BEAVIS' TONSIL DISSECTOR AND RETRACTOR, stainless steel, each

TONSIL, TRACHEAL AND LARYNGEAL INSTRUMENTS



T2028

Cat. No.
T2028 GWYNNE-EVANS' TONSIL DISSECTOR, stainless steel each



T2029

T2029 SEYMOUR JONES' TONSIL DISSECTOR, stainless steel each




T2030

T2030 SYME'S TONSIL DISSECTOR, stainless steel each



T2031

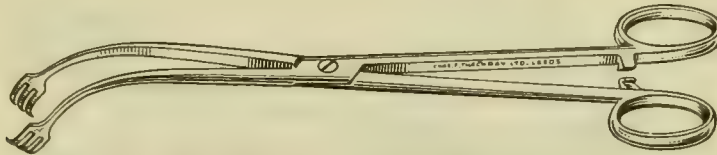
T2031 WAUGH'S TONSIL DISSECTING FORCEPS, with fine one into two teeth on serrated jaws, 8 in., stainless steel each
 T2032 Ditto .. 7 in. each
 T2033 WAUGH'S TONSIL DISSECTING FORCEPS, with fine non-toothed serrated jaws, 8 in., stainless steel each
 T2034 Ditto .. 7 in. each



T2035


Cat. No.

- T2035 WAUGH'S (or Scott's) TONSIL DISSECTING FORCEPS, with slightly heavier non-toothed serrated jaws, 8 in., stainless steel each
- T2036 Ditto .. with one into two teeth on serrated jaws each



T2037

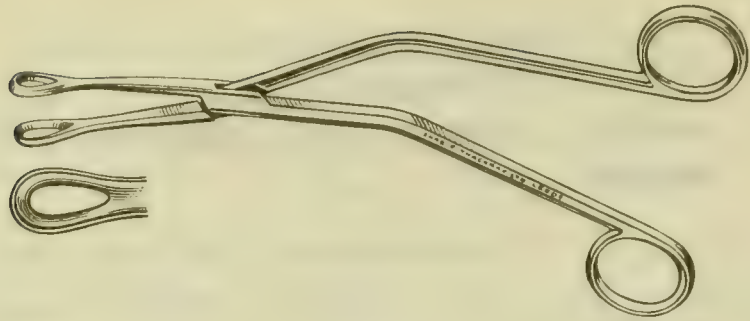
- T2037 BALLENGER'S TONSIL HOLDING FORCEPS, with curved jaws, screw joint, 8 in., stainless steel each



T2038

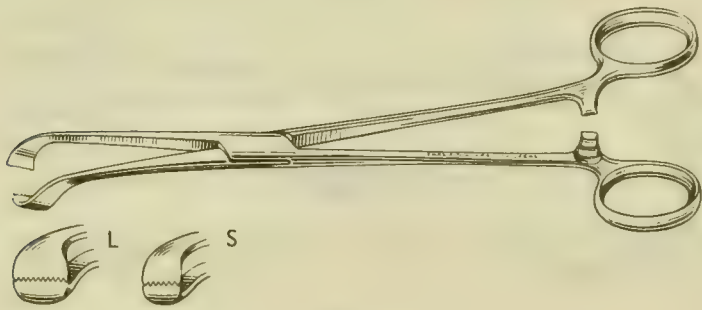
- T2038 BLOHMKE'S (or "Sheffield Pattern") TONSIL HOLDING FORCEPS, with curved jaws and open bows for passing snare loops, screw joint, 8 in., stainless steel, each

TONSIL, TRACHEAL AND LARYNGEAL INSTRUMENTS



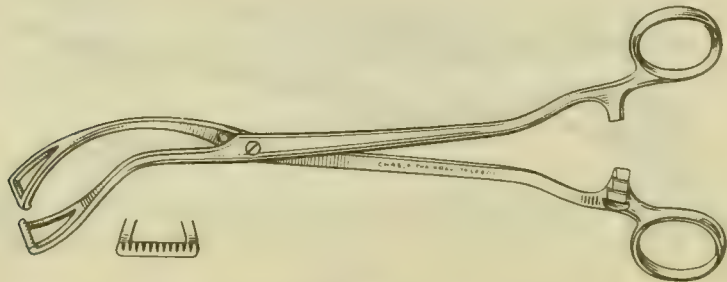
T2039

Cat. No.
T2039 DENIS BROWNE'S TONSIL HOLDING FORCEPS, with non-traumatic jaws,
box joint, 8 in., stainless steel each
Also used as an Intestinal Holding Forceps



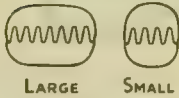
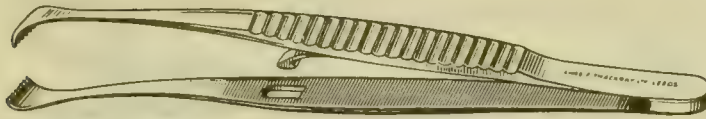
T2040

T2040 RELTON'S TONSIL HOLDING FORCEPS, with curved jaws, box joint,
8 in., stainless steel, two sizes: small and large each



T2041

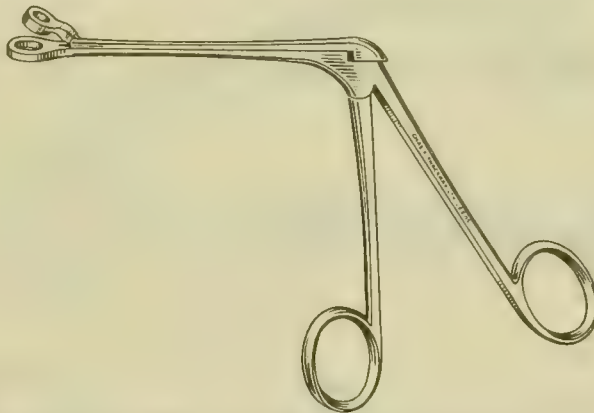
T2041 MCKIERNAN'S TONSIL HOLDING FORCEPS, with jaws curved laterally,
screw joint, 8 in., stainless steel each



T2042

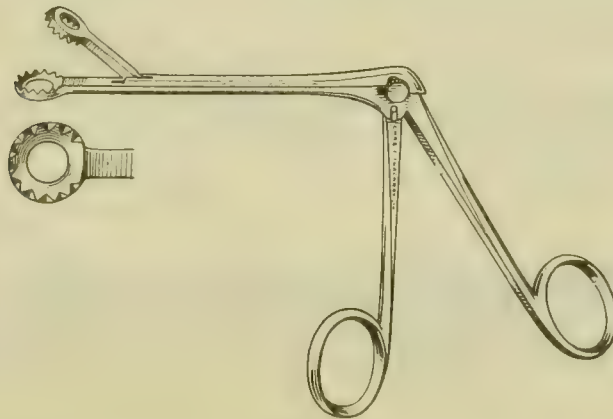
Cat. No.

T2042 TILLEY'S TONSIL HOLDING FORCEPS, with spring catch, curved jaws, 7½ in., stainless steel, two sizes: small and large each



T2043


T2043 WAUGH'S TONSIL HOLDING FORCEPS, crocodile action, stainless steel, each



T2044

T2044 WATSON-WILLIAMS' TONSIL HOLDING FORCEPS, crocodile action, stainless steel each

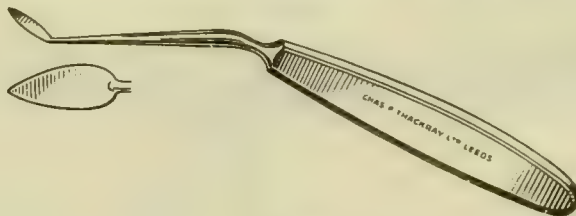
TONSIL, TRACHEAL AND LARYNGEAL INSTRUMENTS



T2045

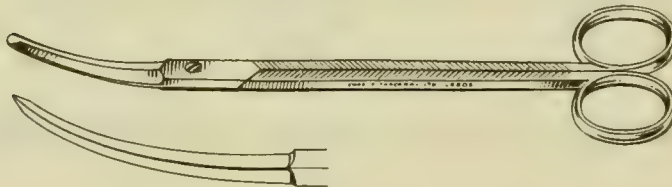
Cat. No.

T2045 WHITELOCK'S TONSIL HOLDING FORCEPS, with curved jaws and open bow for passing snare loops, box joint, 7½ in., stainless steel each




T2046

T2046 MILLIGAN'S TONSIL KNIFE, stainless steel, chromium plated handle, each



T2047

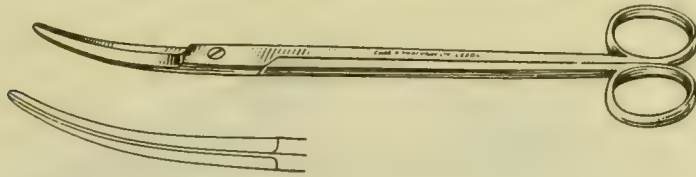
T2047 BOETTCHER'S TONSIL SCISSORS, with flattened tips, double-edged dissecting blades and serrated shanks, lightweight, 7½ in., stainless steel .. each



T2048

T2048 GRIFFIN'S TONSIL SCISSORS, with rounded blades, curved-on-flat, 7½ in., stainless steel each
 T2049 Ditto .. straight each

TONSIL, TRACHEAL AND LARYNGEAL INSTRUMENTS



T2050

Cat. No.

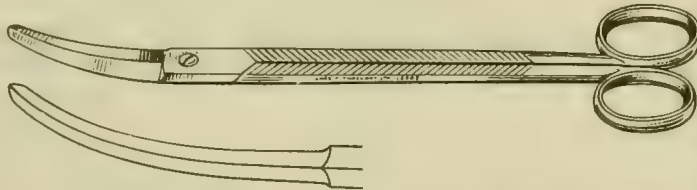
T2050 PRINCE'S TONSIL SCISSORS, with double-edged dissecting blades, 7½ in., stainless steel each



T2051


T2051 WILSON'S TONSIL SCISSORS, with chamfered blades, 8 in., stainless steel, each

T2052 Ditto .. curved-on-flat each



T2053

T2053 WHEELER'S TONSIL SCISSORS, with double-edged dissecting blades and serrated shanks, 8 in., stainless steel each



T2054

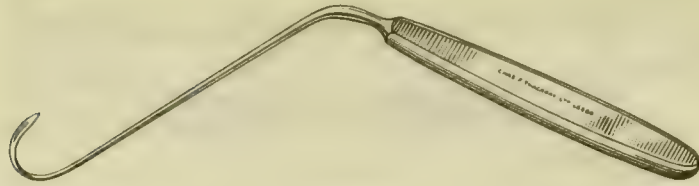
T2054 WOOD'S TONSIL SCISSORS, with flattened tips and double-edged dissecting blades, 7½ in., stainless steel each



T2055


T2055 EVE'S TONSIL SNARE, stainless steel shaft and stilette, chromium plated handle and mounts each

T2056 Spare Snare Wire for above per hank



T2057

Cat. No.
T2057 DAN MCKENZIE'S TONSIL NEEDLE, stainless steel, chromium plated handle, each



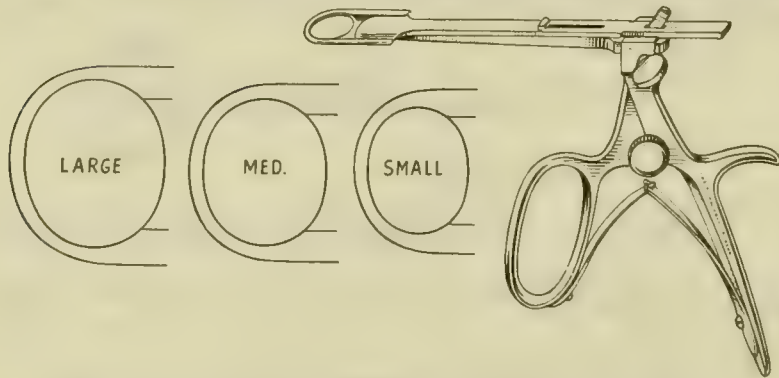
T2058

T2058 IRWIN MOORE'S TONSIL NEEDLE, stainless steel, two patterns : curved to left and curved to right each



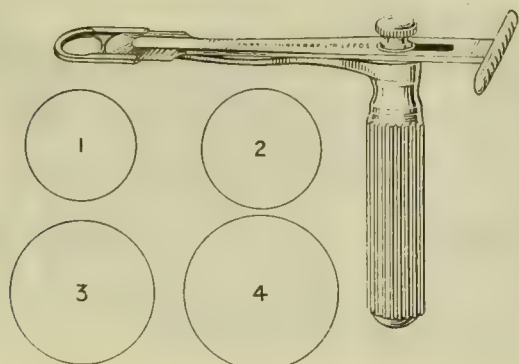
T2059

T2059 NEGUS' "KNOT TIER", stainless steel, chromium plated handle .. each



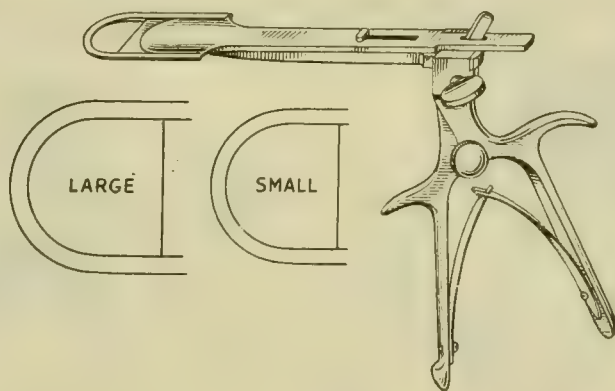
T2060-2

| | | |
|-------|--|------|
| T2060 | BALLENGER'S TONSIL GUILLOTINE, consisting of: handle and detachable shaft, stainless steel, small size | each |
| T2061 | Ditto .. medium size | each |
| T2062 | Ditto .. large size | each |
| T2063 | Shaft only, three sizes | each |
| T2064 | Handle only, to fit above shafts | each |



T2065-8

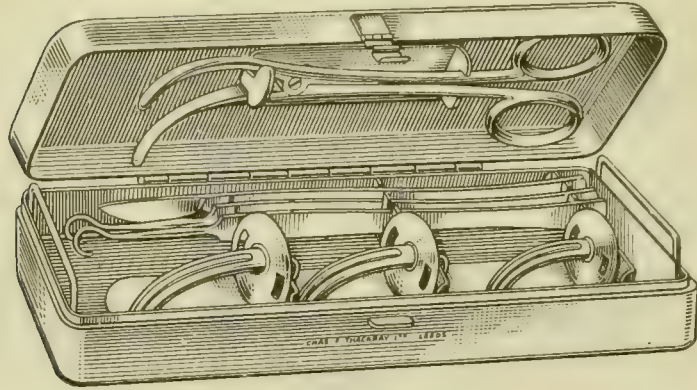
| | | | | | | | |
|----------|---|----|----|----|----|----|------|
| Pat. No. | | | | | | | |
| T2065 | HEATH'S TONSIL GUILLOTINE, consisting of: chromium plated handle and stainless steel detachable shaft, extra small size (1) | .. | .. | .. | .. | .. | each |
| T2066 | Ditto .. small size (2) | .. | .. | .. | .. | .. | each |
| T2067 | Ditto .. medium size (3) | .. | .. | .. | .. | .. | each |
| T2068 | Ditto .. large size (4) | .. | .. | .. | .. | .. | each |
| T2069 | Shaft only, four sizes | .. | .. | .. | .. | .. | each |
| T2070 | Handle only, to fit above shafts | .. | .. | .. | .. | .. | each |



T2071-2

| | | | | | | | |
|-------|---|----|----|----|----|----|------|
| T2071 | O'MALLEY'S TONSIL GUILLOTINE, consisting of: handle and detachable shaft, stainless steel, small size | .. | .. | .. | .. | .. | each |
| T2072 | Ditto .. large size | .. | .. | .. | .. | .. | each |
| T2073 | Shaft only, two sizes | .. | .. | .. | .. | .. | each |
| T2074 | Handle only, to fit above shafts | .. | .. | .. | .. | .. | each |

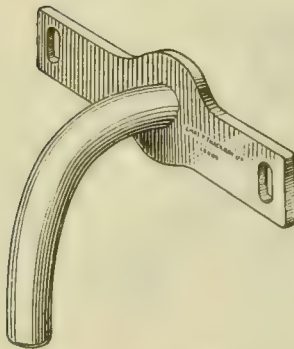
TONSIL, TRACHEAL AND LARYNGEAL INSTRUMENTS



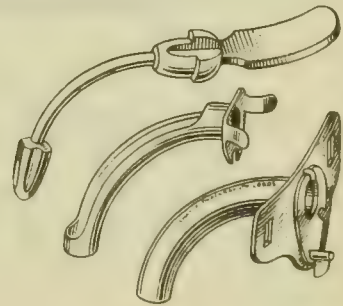
T2075

Cat. No.

- T2075 TRACHEOTOMY SET, consisting of: Three Fuller's Tubes, †silver plated, one each, sizes 18, 22 and 26 French Catheter Gauge; One Sharp Hook, stainless steel; One Blunt Hook, stainless steel; One Scalpel, nickel plated; One Bowlby's Dilating Forceps, stainless steel. In chromium plated case complete
- *T2076 TRACHEOTOMY SET, consisting of: Four Parker's Tubes, with pilots, †silver plated, one each, sizes 18, 22, 24 and 26 French Catheter Gauge; One Sharp Single Hook, stainless steel; One Double Blunt Hook, stainless steel; One Scalpel, nickel plated; One Bowlby's Dilating Forceps, stainless steel. In chromium plated case, complete



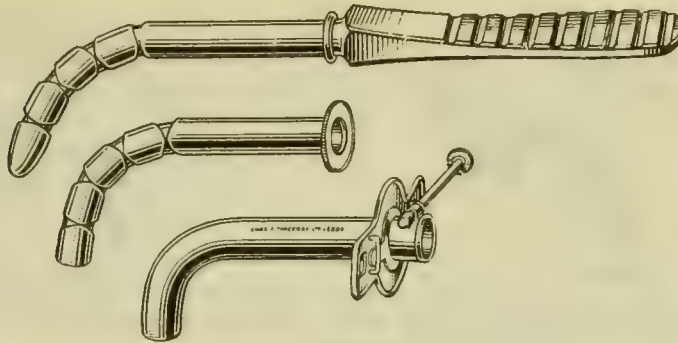
T2077



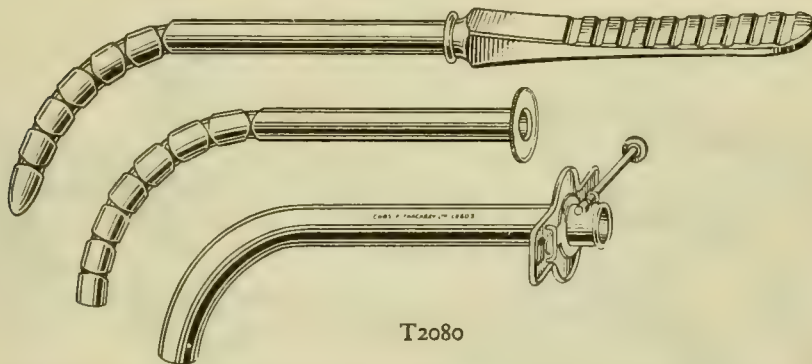
T2078

- T2077 MORRANT BAKER'S TRACHEOTOMY TUBE, rubber, nine sizes: 18, 21, 24, 27, 30, 33, 36, 39 and 42 French Catheter Gauge each
- T2078 CUBLEY'S TRACHEOTOMY TUBE, with pilot, †silver plated, eight sizes: 18, 20, 22, 24, 26, 28, 30 and 32 French Catheter Gauge each

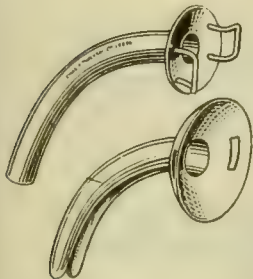
†Can be supplied made of Sterling Silver, at extra cost. French Catheter Gauge: page U194.
*Not illustrated.



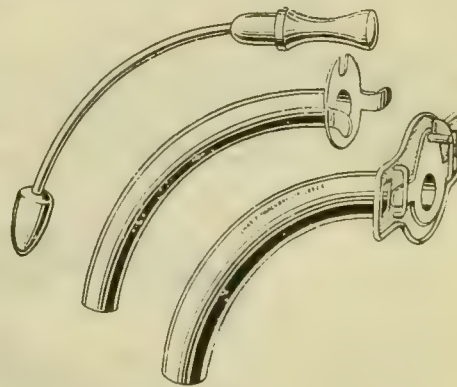
Cat. No. T2079 DURHAM'S TRACHEOTOMY TUBE, "Lobster Tail", silver, with silver plated introducer, eight sizes: 18, 20, 22, 24, 26, 28, 30 and 32 French Catheter Gauge, each



T2080 DURHAM'S TRACHEOTOMY TUBE, "Jumbo", as used by St. Clair Thomson, silver with silver plated introducer, 27 French Catheter Gauge .. each



T2081



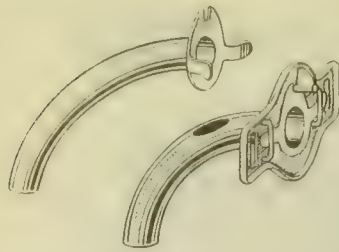
T2082

T2081 FULLER'S TRACHEOTOMY TUBE, †silver plated, ten sizes: 16, 17, 18, 20, 22, 24, 26, 28, 30 and 32 French Catheter Gauge each

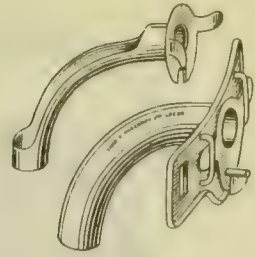
T2082 CHEVALIER JACKSON'S TRACHEOTOMY TUBE, with pilot, †silver plated, eight sizes: 18, 20, 22, 24, 26, 28, 30 and 32 French Catheter Gauge .. each

†Can be supplied made of Sterling Silver, at extra cost. French Catheter Gauge: page U194.

TONSIL, TRACHEAL AND LARYNGEAL INSTRUMENTS

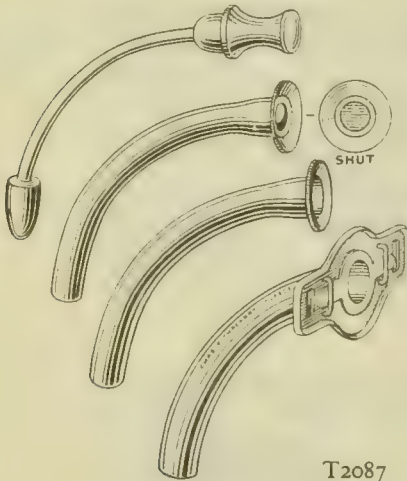


T2083

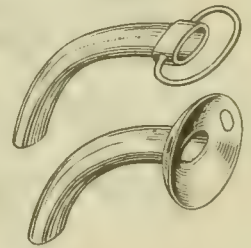


T2085

- Cat. No.
 T2083 LUER'S TRACHEOTOMY TUBE, †silver plated, eight sizes: 18, 20, 22, 24, 26, 28, 30 and 32 French Catheter Gauge each
 T2084 PILOTS for above, silver plated (please state tube size) each
 T2085 PARKER'S TRACHEOTOMY TUBE, †silver plated, eight sizes: 18, 20, 22, 24, 26, 28, 30 and 32 French Catheter Gauge each
 T2086 PILOTS for above, silver plated (please state tube size) each

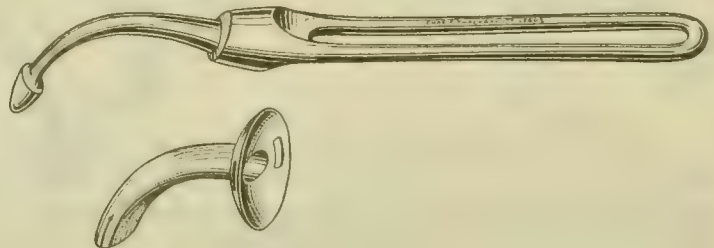


T2087



T2088

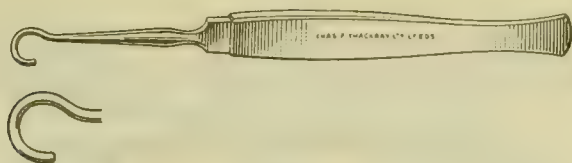
- T2087 NEGUS' TRACHEOTOMY TUBE, with shutter valve and plain inner tube, solid silver, ten sizes: 18, 20, 22, 24, 26, 28, 30, 32, 34 and 36 French Catheter Gauge, complete with silver plated introducer. each
 T2088 LARYNGOTOMY TUBE, †silver plated, three sizes: small, medium and large, each



T2089

- T2089 BUTLIN'S LARYNGOTOMY TUBE, with introducer, †silver plated, three sizes: small, medium and large each

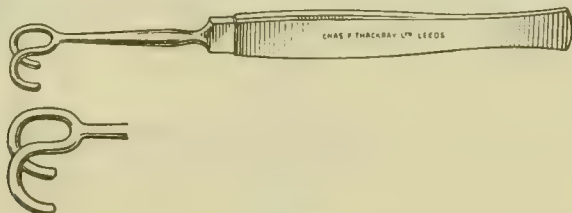
†Can be supplied made of Sterling Silver, at extra cost. French Catheter Gauge: page U194.



T2090

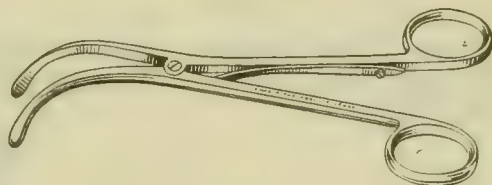
Cat. No.

| | | | | | |
|-------|---|----|----|----|------|
| T2090 | TRACHEAL HOOK, single, blunt, stainless steel | .. | .. | .. | each |
| T2091 | Ditto .. sharp point | .. | .. | .. | each |



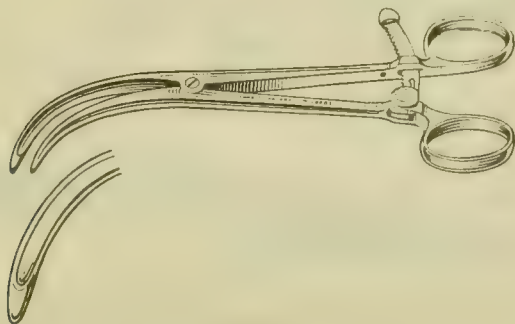
T2092

| | | | | | |
|-------|---|----|----|----|------|
| T2092 | TRACHEAL HOOK, double, blunt, stainless steel | .. | .. | .. | each |
| T2093 | Ditto .. sharp points | .. | .. | .. | each |



T2094

| | | | | | |
|-------|---|----|----|----|------|
| T2094 | BOWLBY'S TRACHEAL DILATING FORCEPS, with spring, screw joint, stainless steel | .. | .. | .. | each |
|-------|---|----|----|----|------|



T2095

| | | | | | |
|-------|--|----|----|----|------|
| T2095 | ST. CLAIR THOMSON'S LARYNGOTOMY DILATING FORCEPS, screw joint, stainless steel | .. | .. | .. | each |
|-------|--|----|----|----|------|

TONSIL, TRACHEAL AND LARYNGEAL INSTRUMENTS



T2096

Cat. No.

T2096 CUBLEY'S TRACHEAL FORCEPS, for false membrane, screw joint, stainless steel each



T2097

T2097 LARYNGEAL MIRROR, glass, boilable, chromium plated handle and stem, ten sizes: 6 mm., 8 mm., 10 mm., 12 mm., 14 mm., 16 mm., 18 mm., 20 mm., 22 mm. and 24 mm. diameter each



T2099

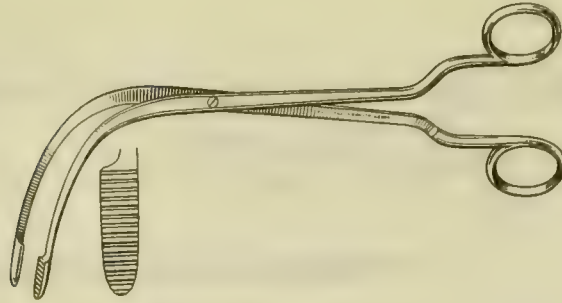


T2101

T2099 LARYNGEAL MIRROR, glass, boilable, chromium plated stem, ten sizes: 6 mm., 8 mm., 10 mm., 12 mm., 14 mm., 16 mm., 18 mm., 20 mm., 22 mm. and 24 mm. diameter each

T2101 Handle for laryngeal mirrors, chromium plated each

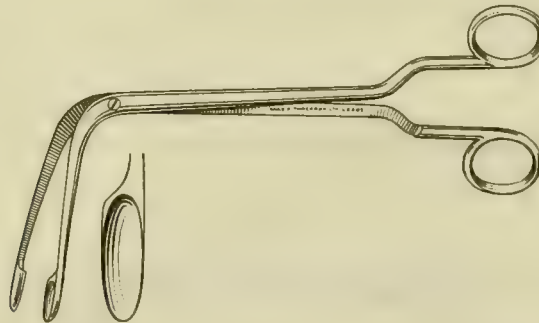
TONSIL, TRACHEAL AND LARYNGEAL INSTRUMENTS



T2106

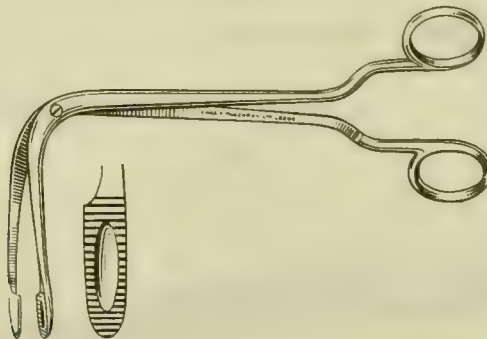
Cat. No.

T2106 BUCK'S LARYNGEAL FORCEPS, curved laterally, horizontal jaws, screw joint, stainless steel each



T2107

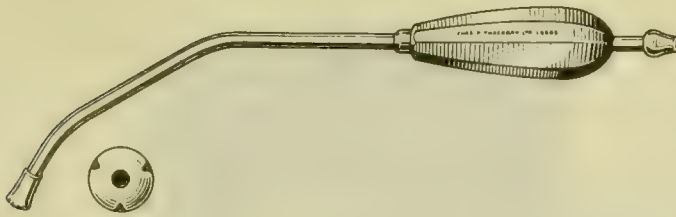
T2107 LACK'S LARYNGEAL FORCEPS, angled laterally, horizontal jaws, screw joint, stainless steel each



T2108

T2108 MACKENZIE'S LARYNGEAL FORCEPS, angled laterally, horizontal jaws, screw joint, stainless steel each
 *T2109 Ditto .. angled-on-flat, jaws opening laterally each

**Not illustrated*

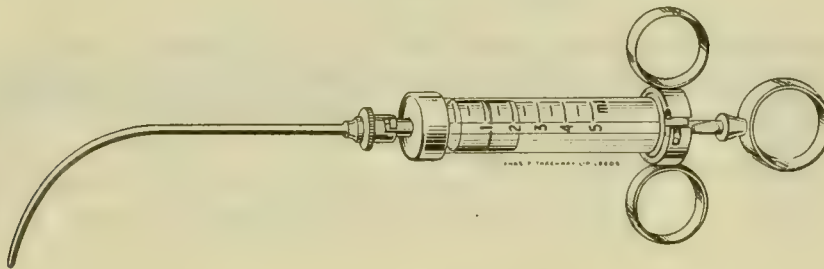


T2110

Cat. No.

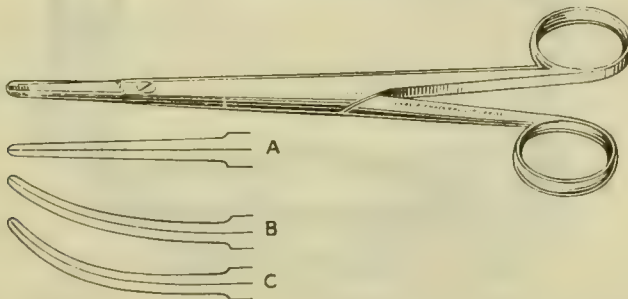
T2110 YANKAUER'S SUCTION TUBE, chromium plated each

Suction Pumps: see Electro-Surgical Catalogue Section.



T2111

T2111 LARYNGEAL SYRINGE, 5 ml., bayonet fitting nozzle, with chromium plated pipe, in chromium plated case complete




T2112-4

T2112 IRWIN MOORE'S LARYNGEAL SCISSORS, straight (A), 7 in., stainless steel each

T2113 Ditto .. curved (B) each

T2114 Ditto .. fully curved (C) each

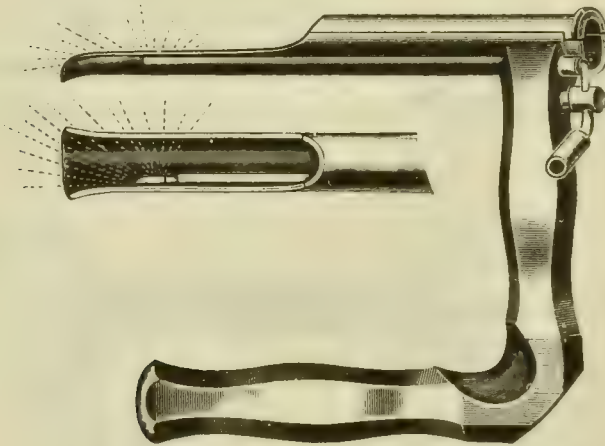
LARYNGOSCOPY, BRONCHOSCOPY AND ŒSOPHAGOSCOPY
INSTRUMENTS



L2115

Cat. No.

- L2115 CHEVALIER JACKSON'S TRIPLE BATTERY BOX, consisting of three dry batteries, each with independent rheostat, registering from zero to 4.5 volts, complete with three sets of terminals, each to take two sets of cables, in polished mahogany case, with leather carrying strap, size: 9½ in. by 5½ in. by 8 in. high each
- L2116 Spare Batteries for above, 4.5 volts each



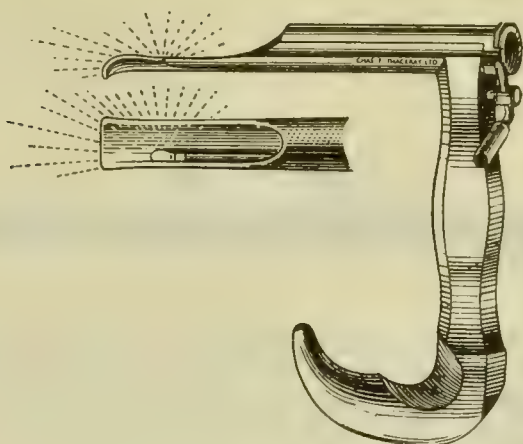
L2117

- L2117 CHEVALIER JACKSON'S LARYNGOSCOPE, adults' size, with removable slide, two lamp carriers with lamps each
- L2118 Spare Lamps for Chevalier Jackson's Lamp Carriers, 3.5 volts each
- L2119 Cables, rubber covered, for Chevalier Jackson's Lamp Carriers each

NOTE.—Diagnostic Sets, Headmirrors, Headlamps and Examination Lamps: see Catalogue section of Clinical Diagnosis Instruments.

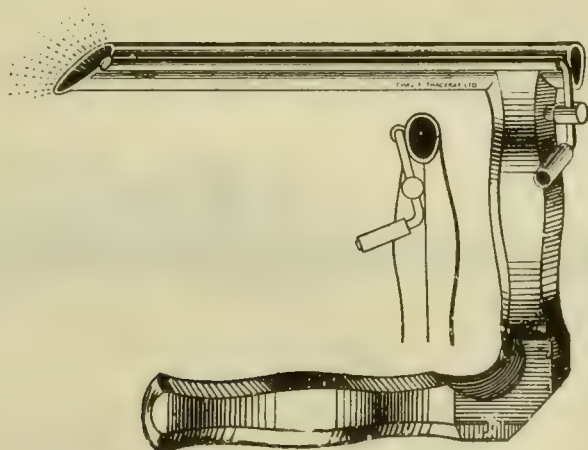
LARYNGOSCOPY, BRONCHOSCOPY AND ŒSOPHAGOSCOPY INSTRUMENTS

L
395



L2120


- | | | | | | |
|----------|---|----|----|----|------|
| Cat. No. | | | | | |
| L2120 | CHEVALIER JACKSON'S LARYNGOSCOPE, children's size, with removable slide, two lamp carriers with lamps | .. | .. | .. | each |
| L2121 | Ditto .. infants' size .. | .. | .. | .. | each |
| L2122 | Spare Lamps for Chevalier Jackson's Lamp Carriers, 3.5 volts | .. | | | each |
| L2123 | Cables, rubber covered, for Chevalier Jackson's Lamp Carriers | .. | | | each |



L2124

- | | | | | | |
|-------|---|----|----|----|------|
| L2124 | CHEVALIER JACKSON'S LARYNGOSCOPE, anterior commissure, adults' size, with removable slide, two lamp carriers with lamps | .. | .. | .. | each |
| L2125 | Ditto .. children's size .. | .. | .. | .. | each |
| L2126 | Spare Lamps for Chevalier Jackson's Lamp Carriers, 3.5 volts | .. | | | each |
| L2127 | Cables, rubber covered, for Chevalier Jackson's Lamp Carriers | .. | | | each |

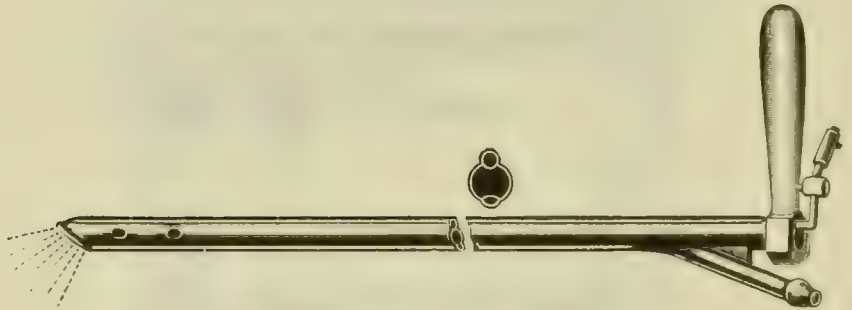
LARYNGOSCOPY, BRONCHOSCOPY AND ŒSOPHAGOSCOPY INSTRUMENTS



L2128

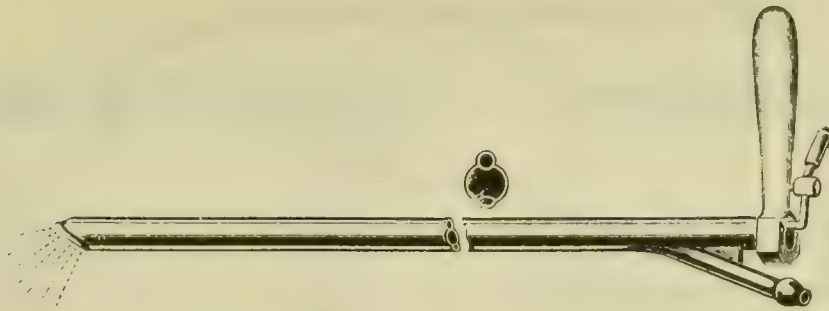
Cat. No.

| | | | |
|-------|---|----|------|
| L2128 | CHEVALIER JACKSON'S BRONCHOSCOPE, standard model, adults' size: 40 cm. long, 9 mm. internal diameter, with two lamp carriers with lamps | .. | each |
| L2129 | Ditto .. adults' size: 40 cm. long, 8 mm. internal diameter | .. | each |
| L2130 | Ditto .. adolescents' size: 40 cm. long, 7 mm. internal diameter | .. | each |
| L2131 | Ditto .. children's size: 35 cm. long, 6 mm. internal diameter | .. | each |
| L2132 | Ditto .. children's size: 30 cm. long, 5 mm. internal diameter | .. | each |
| L2133 | Ditto .. infants' size: 30 mm. long, 4 mm. internal diameter | .. | each |
| L2134 | Spare Lamps for Chevalier Jackson's Lamp Carriers, 3.5 volts | .. | each |
| L2135 | Cables, rubber covered, for Chevalier Jackson's Lamp Carriers | .. | each |



L2136

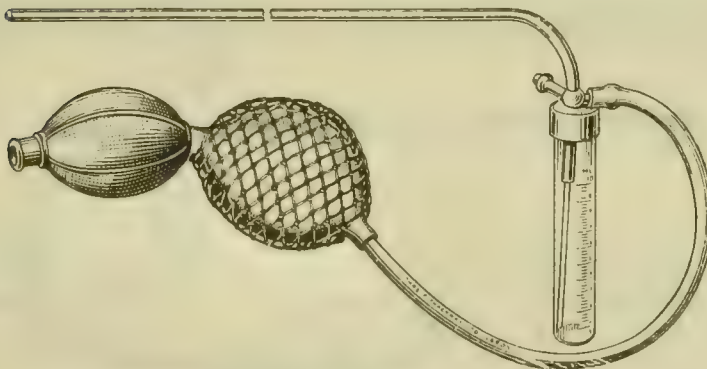
| | | | |
|-------|--|----|------|
| L2136 | CHEVALIER JACKSON'S ASPIRATING BRONCHOSCOPE, standard model, adults' size: 40 cm. long, 8 mm. internal diameter, with two lamp carriers with lamps | .. | each |
| L2137 | Ditto .. adolescents' size: 40 cm. long, 7 mm. internal diameter | .. | each |
| L2138 | Ditto .. adolescents' size: 40 cm. long, 5 mm. internal diameter | .. | each |
| L2139 | Ditto .. children's size: 30 cm. long, 5 mm. internal diameter | .. | each |
| L2140 | Spare Lamps for Chevalier Jackson's Lamp Carriers, 3.5 volts | .. | each |
| L2141 | Cables, rubber covered, for Chevalier Jackson's Lamp Carriers | .. | each |



L2142

Cat. No.

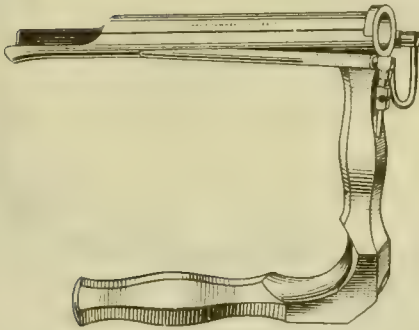
| | | |
|-------|---|------|
| L2142 | CHEVALIER JACKSON'S ASPIRATING ŒSOPHOSCOPE, standard model, size: 45 cm. long, 9 mm. internal diameter; with two lamp carriers with lamps | each |
| L2143 | Ditto .. size: 45 cm. long, 8 mm. internal diameter | each |
| L2144 | Ditto .. size: 45 cm. long, 7 mm. internal diameter | each |
| L2145 | Spare Lamps for Chevalier Jackson's Lamp Carriers, 3.5 volts | each |
| L2146 | Cables, rubber covered, for Chevalier Jackson's Lamp Carriers | each |



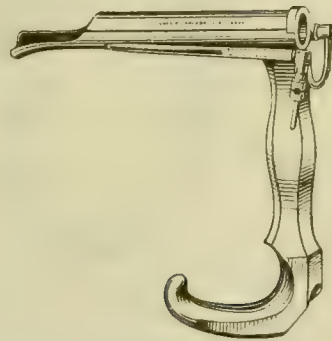
L2147

| | | |
|-------|--|------|
| L2147 | CLERF'S COCAINE SPRAY, with 40 cm. nickel plated tube, graduated glass chamber and rubber double bellows | each |
| L2148 | Ditto .. with 28 cm. tube | each |
| L2149 | Spare Glass Chambers | each |
| L2150 | Spare Rubber Bellows | each |

LARYNGOSCOPY, BRONCHOSCOPY AND ŒSOPHAGOSCOPY INSTRUMENTS

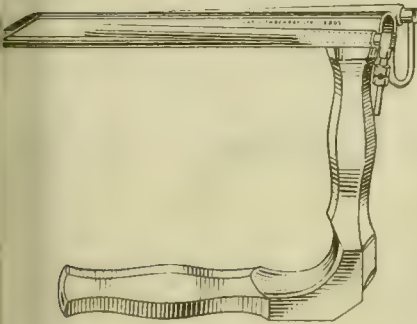


L2160

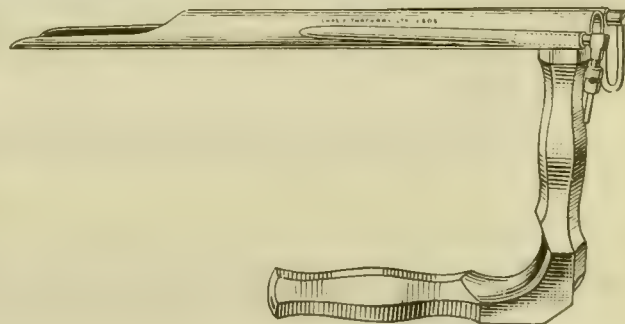


L2161

| | | | | | | |
|----------|--|----|----|----|----|------|
| Cat. No. | | | | | | |
| L2160 | NEGUS' LARYNGOSCOPE, adults' size, with removable slide, twin lamp carrier with lamp | .. | .. | .. | .. | each |
| L2161 | NEGUS' LARYNGOSCOPE, children's size, with removable slide, twin lamp carrier with lamps | .. | .. | .. | .. | each |
| L2162 | Spare Lamps for Negus' Lamp Carriers, 3.5 volts | .. | .. | .. | .. | each |
| L2163 | Cables, rubber covered, for Negus' Lamp Carriers | .. | .. | .. | .. | each |



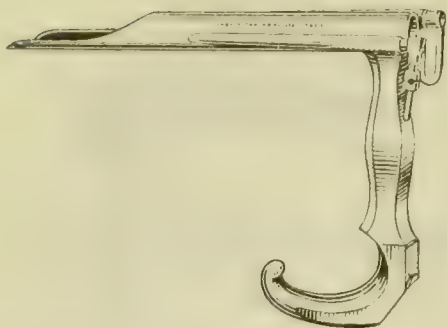
L2164



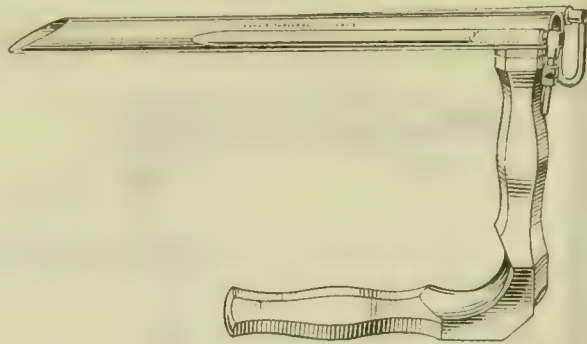
L2165

| | | | | | | |
|-------|---|----|----|----|----|------|
| L2164 | NEGUS' LARYNGOSCOPE, anterior commissure, with twin lamp carrier with lamps | .. | .. | .. | .. | each |
| L2165 | NEGUS' ŒSOPHAGEAL SPECULUM, adults' size, with twin lamp carrier with lamps | .. | .. | .. | .. | each |
| L2166 | Spare Lamps for Negus' Lamp Carriers, 3.5 volts | .. | .. | .. | .. | each |
| L2167 | Cables, rubber covered, for Negus' Lamp Carriers | .. | .. | .. | .. | each |

LARYNGOSCOPY, BRONCHOSCOPY AND ŒSOPHAGOSCOPY INSTRUMENTS




L2168



L2169

Cat. No.

| | | | | | |
|-------|--|----|----|----|------|
| L2168 | NEGUS' ŒSOPHAGEAL SPECULUM, children's size, with twin lamp carrier with lamps | .. | .. | .. | each |
| L2169 | NEGUS' ŒSOPHAGEAL SPECULUM, with bevelled end, adults' size, with twin lamp carrier with lamps | .. | .. | .. | each |
| L2170 | Spare Lamps for Negus' Lamp Carriers, 3.5 volts | .. | .. | .. | each |
| L2171 | Cables, rubber covered, for Negus' Lamp Carriers | .. | .. | .. | each |



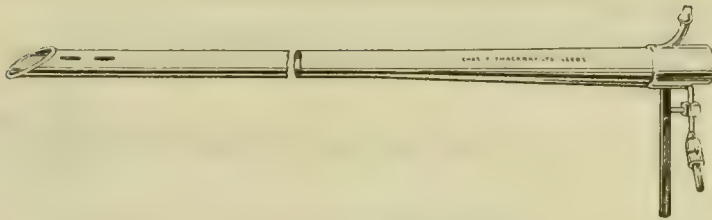
L2173



L2177

| | | | | | |
|-------|--|----|----|----|------|
| L2172 | NEGUS' ŒSOPHAGOSCOPE, adults' size, extra long, full lumen: 53 cm. long, 15.6 by 17.6 mm. internal diameter; graduated in cms., with twin lamp carriers with lamps | .. | .. | .. | each |
| L2173 | Ditto .. adults' size, long, full lumen: 45 cm. long, 15.6 by 17.6 mm. internal diameter | .. | .. | .. | each |
| L2174 | Ditto .. adults' size, long, medium lumen: 45 cm. long, 11.6 by 13.6 mm. internal diameter | .. | .. | .. | each |
| L2175 | Ditto .. adults' size, short: 35 cm. long, 13.6 by 15.6 mm. internal diameter, | .. | .. | .. | each |
| L2176 | Ditto .. children's size: 35 cm. long, 8 by 10 mm. internal diameter | .. | .. | .. | each |
| L2177 | NEGUS' SUCTION TUBE, for 35 cm. Œsophagoscopes | .. | .. | .. | each |
| L2178 | Ditto .. for 45 cm. Œsophagoscopes | .. | .. | .. | each |
| L2179 | Ditto .. for 53 cm. Œsophagoscopes | .. | .. | .. | each |

Spare Lamps and Cables: L2170-1



L2180


| | | | | |
|----------|---|----|----|------|
| Cat. No. | | | | |
| L2180 | NEGUS' BRONCHOSCOPE, adults' size: 40 cm. long, 10 mm. internal diameter, with two lamp carriers with lamps | .. | .. | each |
| L2181 | Ditto .. adults' size, small: 40 cm. long, 9 mm. internal diameter | .. | .. | each |
| L2182 | Ditto .. adolescents' size: 40 cm. long, 8 mm. internal diameter | .. | .. | each |
| L2183 | Ditto .. children's size: 30 cm. long, 7 mm. internal diameter | .. | .. | each |
| L2184 | Ditto .. infants' size: 27.5 cm. long, 5.4 mm. internal diameter | .. | .. | each |
| L2185 | Ditto .. sucklings' size: 27.5 cm. long, 4.1 mm. internal diameter | .. | .. | each |
| L2186 | Ditto .. lower bronchus: 45 cm. long, 6.4 mm. internal diameter | .. | .. | each |
| L2187 | Spare Lamps for Negus' Lamp Carriers, 3.5 volts | .. | .. | each |
| L2188 | Cables, rubber covered, for Negus' Lamp Carriers | .. | .. | each |

Aspirating Bronchoscopes: page L402.



L2189

| | | | | | | | | | |
|--------|---|----|----|----|----|----|----|----|------|
| L2189 | RIGHT ANGLE TELESCOPE, for inspection of upper lobe bronchus: 48 cm. long, 5 mm. diameter, chromium plated, with one Spare Lamp, Switch and rubber covered cables | .. | .. | .. | .. | .. | .. | .. | each |
| *L2190 | Ditto .. retrograde telescope | .. | .. | .. | .. | .. | .. | .. | each |
| L2191 | Spare Lamps for above telescopes, Ref. No. BS50, 3.5 volts | .. | .. | .. | .. | .. | .. | .. | each |
| L2191A | Spare Switch and Cables | .. | .. | .. | .. | .. | .. | .. | each |



L2192

| | | | | | | | | | |
|-------|---|----|----|----|----|----|----|----|------|
| L2192 | DIRECT VISION TELESCOPE, non-illuminated, 44 cm. long, for use with adults' size bronchoscopes, chromium plated | .. | .. | .. | .. | .. | .. | .. | each |
| L2193 | Ditto .. 30 cm. long, for use with children's size bronchoscopes | .. | .. | .. | .. | .. | .. | .. | each |

**Not illustrated*

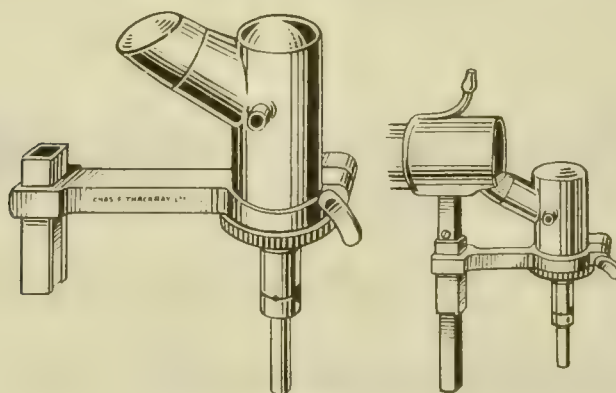
LARYNGOSCOPY, BRONCHOSCOPY AND OESOPHAGOSCOPY INSTRUMENTS



L2194

Cat. No.

| | | |
|-------|---|------|
| L2194 | NEGUS' ASPIRATING BRONCHOSCOPE, adults' size: 40 cm. long, 7.5 mm. internal diameter, with two lamp carriers with lamps | each |
| L2195 | Ditto .. children's size: 30 cm. long, 6.5 mm. internal diameter | each |
| L2196 | Spare Lamps for Negus' Lamp Carriers, 3.5 volts | each |
| L2197 | Cables, rubber covered, for Negus' Lamp Carriers | each |



L2198

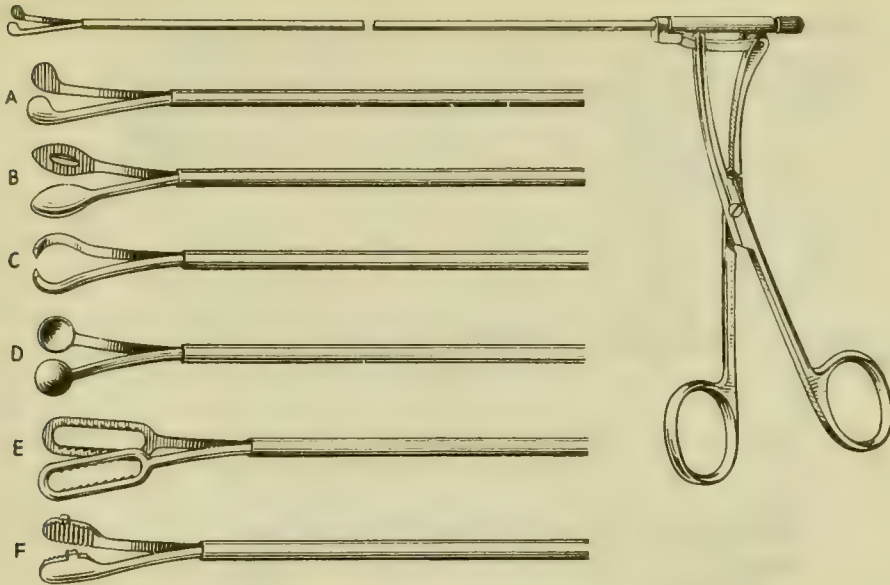
| | | |
|-------|---|------|
| L2198 | Lamp Attachment for proximal illumination of Negus' Bronchoscopes | each |
| L2199 | Spare Lamps for above, 3.5 volts | each |



L2200

| | | |
|-------|---|------|
| L2200 | COOLIDGE'S SWAB HOLDER, nickel plated, 40 cm. | each |
| L2201 | Ditto .. 60 cm. | each |

LARYNGOSCOPY, BRONCHOSCOPY AND ŒSOPHAGOSCOPY INSTRUMENTS




L2202-7

Cat. No.

| | | |
|-------|--|------|
| L2202 | CHEVALIER JACKSON'S SIDE GRASPING FORCEPS (A), with tempered steel jaws fixed to stainless steel shaft, on stainless steel Negus' Handle, lengths of shafts: 35, 45, 50 and 60 cm. | each |
| L2203 | Ditto .. FORWARD GRASPING (B) | each |
| L2204 | Ditto .. ROTATION FORCEPS (C) | each |
| L2205 | Ditto .. BIOPSY (D) | each |
| L2206 | Ditto .. FENESTRATED (E) | each |
| L2207 | Ditto .. TUCKER'S TACK AND PIN (F) | each |

Handle with shaft only, and forceps fixed to stilettes only to fit handle, can be supplied separately.




L2208

| | | |
|-------|--|------|
| L2208 | CHEVALIER JACKSON'S GRASPING FORCEPS, stainless steel, †sizes: 28, 35, 40 and 50 cm. | each |
|-------|--|------|

† Working length.

LARYNGOSCOPY, BRONCHOSCOPY AND ŒSOPHAGOSCOPY
INSTRUMENTS



L2209


Cat. No.

L2209 CHEVALIER JACKSON'S ROTATION FORCEPS, stainless steel, †sizes: 28 and 35 cm. each



L2210


L2210 CHEVALIER JACKSON'S FOREIGN BODY FORCEPS, stainless steel, †40 cm. each



L2211

L2211 PATERSON'S FORCEPS, with cutting jaws, stainless steel, †sizes: 28, 35, 45 and 50 cm. each


†Working length.



L2212


Cat. No.

L2212 CHEVALIER JACKSON'S SPECIMEN FORCEPS, "Basket-punch" jaws, stainless steel, †sizes: 28, 35, 40, 45, 50 and 60 cm. each



L2213

L2213 CHEVALIER JACKSON'S NODULE FORCEPS, stainless steel, †sizes: 28, 35 and 50 cm. each

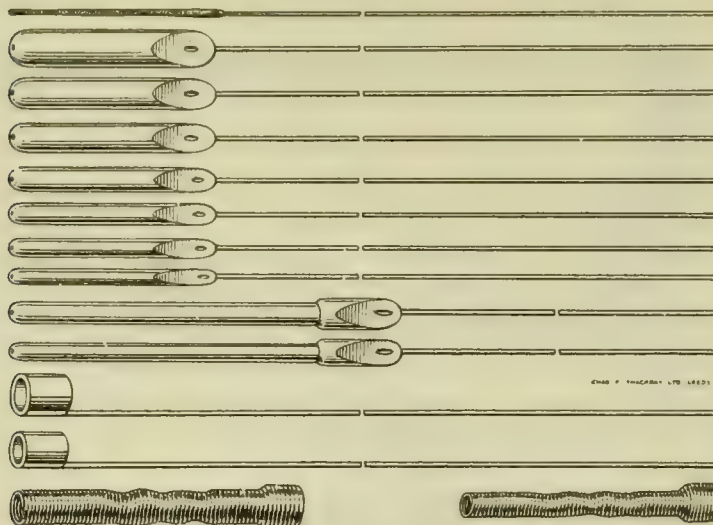


L2214

L2214 ROBERTS' PUNCH FORCEPS, stainless steel, †50 cm. each

†Working length.


LARYNGOSCOPY, BRONCHOSCOPY AND ŒSOPHAGOSCOPY INSTRUMENTS



L2215-6

Cat. No.

- L2215 SOUTTAR'S ŒSOPHAGEAL INTUBATION SET, consisting of:
 One Bougie, nickel plated shaft, gum-elastic end:
 Seven Dilators, nickel plated shafts, aluminium ends, sizes: 5 to 11 mm. diameter:
 Two Tube Introducers, nickel plated, one each two sizes:
 Two Rings for releasing tubes, nickel plated, one each two sizes:
 Set of above items (without tubes) complete
- L2216 SOUTTAR'S ŒSOPHAGEAL INTUBATION TUBES, gold plated, spiral wire, two sizes: large and small each



L2217

- L2217 CHEVALIER JACKSON'S ŒSOPHAGEAL and BRONCHOSCOPIC DILATOR, nickel plated shaft fitted with gum-elastic dilator end, sizes: 9, 10, 11, 12, 13, 14, 15, 16, 17, 18, 19, 20, 22, 24, 26, 28 and 30 French Catheter Gauge, each



L2218

- L2218 HURST'S ŒSOPHAGEAL BOUGIE, rubber, filled with mercury, 30 in., sizes: 18, 20, 22, 24, 26, 28, 30, 32 and 34 English Catheter Gauge .. each
 Catheter Gauges: page U194.




L2219

Cat. No.

- L2219 CORYLLOS' THORACOSCOPE, consisting of:
- One Telescope, 90° view.
 - One Telescope, forward-oblique vision.
 - One Light Carrier with two spare lamps.
 - One set of Cables, rubber covered, for above
 - One Long Galvano-Cautery.
 - One Ventilating Sleeve for above.
 - One Short Galvano-Cautery.
 - One Ventilating Sleeve for above.
 - One Ball Electrode.
 - One High Frequency Cable, rubber covered for above.
 - One Cautery Handle.
 - One set of Cables, rubber covered for above.
 - One Trocar.
 - Two Cannulæ for above.
 - One Insufflation Bulb with Luer-lock Connector.
 - One Cleaning Rod.
 - One Footswitch with rubber covered cables.
 - One Mains Connecting Cable and Socket.
- In Polished Mahogany Case with built-in Light and Cautery Transformer (*Please state voltage*) A.C. Mains only complete
- L2220 Ditto .. but without Transformer complete
- L2221 Spare Lamps for Light Carrier, 3.5 volts each

LUNG AND CHEST INSTRUMENTS



L2222

Cat. No.

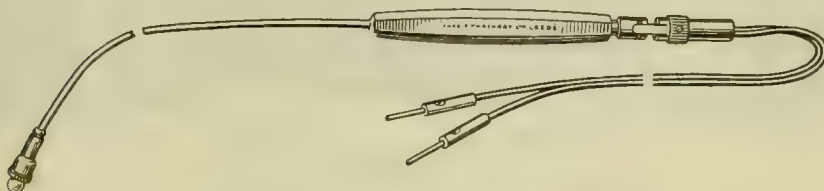
| | | | | | |
|-------|---|----|----|----|-------------|
| L2222 | KREMER-JACOBÆUS' THORACOSCOPE, double puncture, consisting of: | | | | |
| | One Telescope, 90° view, with spare lamp, | | | | |
| | One Telescope, direct vision, with light carrier and spare lamp. | | | | |
| | One set of Cables, rubber covered, for above telescopes. | | | | |
| | Two Flexible Cannulæ with air vents, and trocars for introduction of telescope and Cauteries. | | | | |
| | One Galvano-Cautery, straight. | | | | |
| | One Ventilating Sleeve for above. | | | | |
| | Two Galvano-Cauteries, curved. | | | | |
| | One Ventilating Sleeve for above. | | | | |
| | One Aspirating Cannula. | | | | |
| | One Handle and rubber covered cables for cauteries. | | | | |
| | In polished mahogany case | .. | .. | .. | .. complete |
| L2223 | Spare Lamps for 90° view telescope, 3.5 volts | .. | .. | .. | each |
| L2224 | Spare Lamps for direct vision telescope, 3.5 volts | .. | .. | .. | each |



L2225

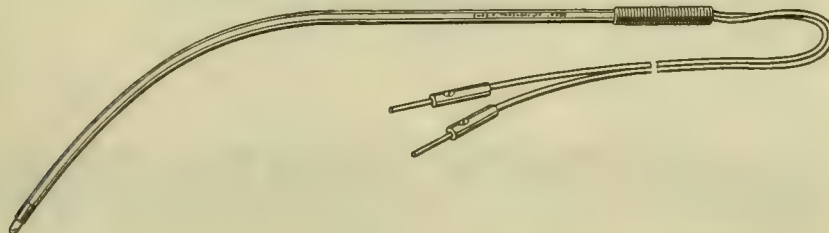
| | | | | | | | | |
|----------|--|----|----|----|----|----|----|------|
| Cat. No. | | | | | | | | |
| L2225 | EVERIDGE'S LIGHT AND SUCTION TUBE, consisting of: chromium plated suction tube and detachable light carrier complete with rubber covered cables and spare lamp | .. | .. | .. | .. | .. | .. | each |
| L2226 | Ditto .. curved | .. | .. | .. | .. | .. | .. | each |
| L2227 | Spare Lamps for above, 3.5 volts | .. | .. | .. | .. | .. | .. | each |

Vide the "Lancet", May 3rd, 1952. Page 905.



L2228


| | | | | | | | | |
|-------|--|----|----|----|----|----|----|------|
| L2228 | NELSON'S LIGHT, malleable shaft, chromium plated, complete with rubber covered cables and spare lamp | .. | .. | .. | .. | .. | .. | each |
| L2229 | Spare Lamps for above, 6 volts | .. | .. | .. | .. | .. | .. | each |



L2230

| | | | | | | | | |
|-------|---|----|----|----|----|----|----|------|
| L2230 | WARD'S LIGHT, malleable shaft, complete with rubber covered cables and spare lamp | .. | .. | .. | .. | .. | .. | each |
| L2231 | Spare Lamps for above, 3.5 volts | .. | .. | .. | .. | .. | .. | each |

LUNG AND CHEST INSTRUMENTS



L2232

Cat. No.


L2232 BURRELL'S ARTIFICIAL PNEUMOTHORAX APPARATUS, complete with bottles, fittings and two Saugmann's Needles: initial and refill; in polished mahogany case complete

This apparatus is fitted with a four-way glass connection.

L2233 Spare Plain Bottles for above each

L2234 Spare Graduated Bottles for above each

L2235 Spare Manometer Tubes for above each



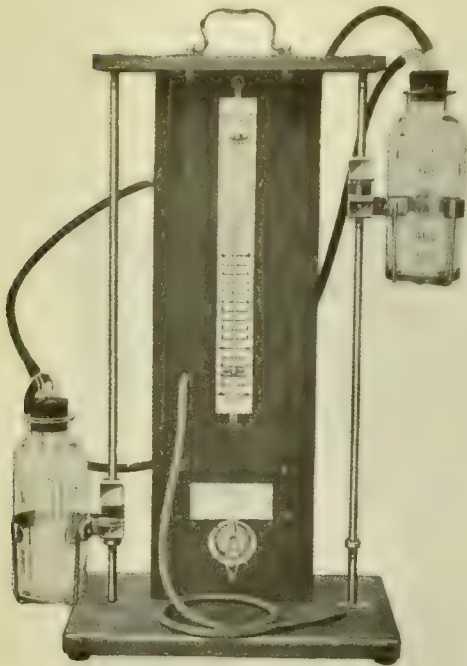
L2236

Cat. No.

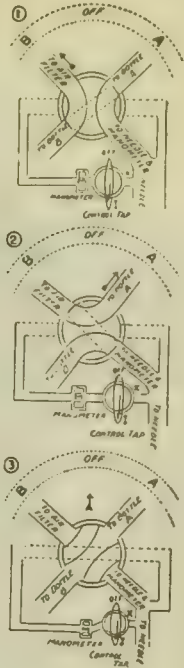
| | | | | | | | |
|-------|--|----|----|----|----|----|----------|
| L2236 | LILLINGSTON AND PEARSON'S ARTIFICIAL PNEUMOTHORAX APPARATUS, complete with bottles, fittings and two Saugmann's Needles : initial and refill ; in polished mahogany case | .. | .. | .. | .. | .. | complete |
| L2237 | Spare Plain Bottles, for above | .. | .. | .. | .. | .. | each |
| L2238 | Spare Graduated Bottles for above | .. | .. | .. | .. | .. | each |
| L2239 | Spare Manometer Tubes for above | .. | .. | .. | .. | .. | each |

LUNG AND CHEST INSTRUMENTS


PETER EDWARDS' AND CUTBILL'S ARTIFICIAL PNEUMOTHORAX APPARATUS



FRONT



OUTER COVER



REAR

Please see opposite for specification.

LUNG AND CHEST INSTRUMENTS

PETER EDWARDS' AND CUTBILL'S ARTIFICIAL PNEUMOTHORAX APPARATUS

Cat. No.

| | |
|-------|--|
| L2240 | PETER EDWARDS' AND CUTBILL'S ARTIFICIAL PNEUMOTHORAX APPARATUS, complete with bottles and fittings, but <i>without</i> needles, in polished mahogany case complete |
| L2241 | Spare Plain Bottles for above each |
| L2242 | Spare Graduated Bottles for above each |
| L2243 | Spare Manometer Tubes for above each |

The components are fixed to a stout wooden panel and the two bottles can be raised, lowered or maintained at any desired height on two vertical rods by means of clips. The bottles are of equal size, holding approximately 560 c.c. One is calibrated from 0 to 500 c.c. in ten c.c. divisions, graduations being marked to read in both directions. These bottles are connected by means of a wide syphon tube, thus securing rapid flow of water and therefore a rapid flow of air. The air outlet from each bottle is connected to the two opposite arms of a special six-way tap. The remaining arms of the tap are connected—one to the air via an air filter, the other communicating with the needle and two side tubes, one to the arm at the rear of the barrel of the main tap and the other—through a control tap—at the back of the panel to the manometer direct. If the control tap is closed the needle arm has only communication with the manometer via the rear arm of the main tap.

In figure 3, when control tap is closed, there is communication established between needle and manometer *via* rear of main tap and pleural pressures are registered. With the control tap closed and main tap in either A or B position, figures 1 and 2, the manometer is cut off from the needle arm, there is no danger of either sucking or blowing the manometer liquid into the apparatus. Should it be desirable to have the manometer registering pressures during the introduction into, or withdrawal of air from the chest, the control tap X is turned on, and the manometer functions irrespective of the position of the main tap.


The air filter consists of a wide-bore glass tube plugged at either end with non-absorbent cotton-wool and filled with glass-wool moistened with 50 per cent glycerine in water.

The bottles are labelled A and B, and filled with copper sulphate solution. There are positions marked on a quadrant on a panel corresponding to the letters on the bottle. The manometer is filled with similar fluid to that in the bottle, and it records direct pressure variations in centimetres. When one bottle is raised and the handle of the tap turned so that it points to the corresponding letter on the quadrant, air is forced out through the needle. By reversing the position of the bottles and the tap, an almost constant supply of air can be driven through the needle at any desired pressure, regulated by the height of the bottle. If the tap is turned to the letter corresponding to the lower of the bottles, the direction of the air flow is reversed and gas can easily be withdrawn from the chest.

Midway between the two letters on the panel is the "off" position. This isolates the bottles from each other, from the air inlet, and from the outlet to the manometer and needle.

An outer wooden cover, which can easily be lifted off, is provided to protect the apparatus in transit.

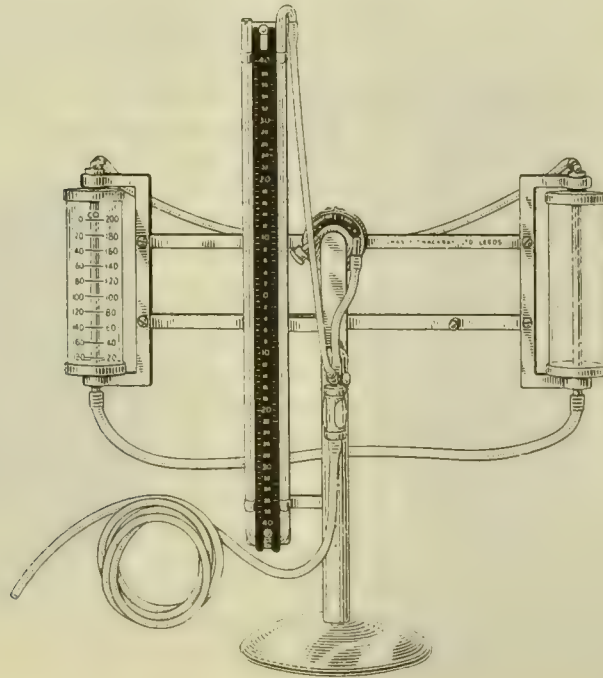
LUNG AND CHEST INSTRUMENTS



L2244

Cat. No.
L2244

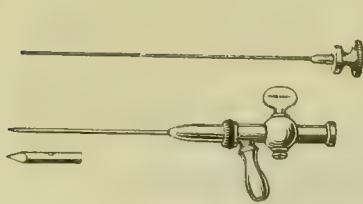
MAXWELL'S PORTABLE ARTIFICIAL PNEUMOTHORAX APPARATUS, complete with pump, aneroid manometer and fittings, but *without* needles, in polished mahogany case complete



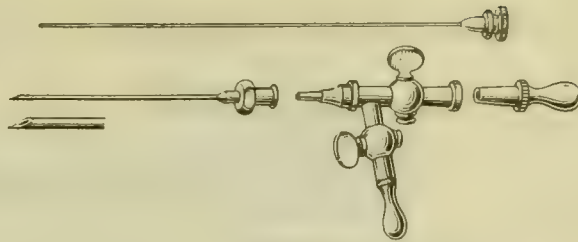
L2245

L2245

STOTT'S ARTIFICIAL PNEUMOTHORAX APPARATUS, complete with glass chambers and fittings but *without* needles complete



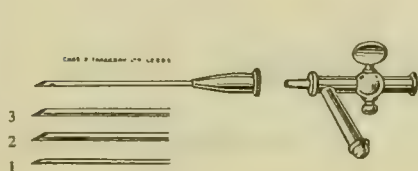
L2246



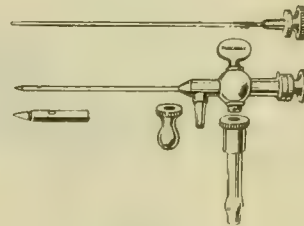
L2248

Cat. No.

- L2246 CHANDLER'S PNEUMOTHORAX NEEDLE, refill, stainless steel, trocar pointed, lateral hole, 18 B.W.G., with stilette and nickel plated stopcock .. each
- L2247 Spare Needles for above, screw-on each
- L2248 MORRISTON DAVIES' PNEUMOTHORAX NEEDLE, stainless steel, 18 B.W.G., with stilette and nickel plated mount and stopcock each
- L2249 Spare Needles for above, plug-on each

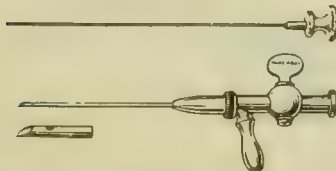


L2250

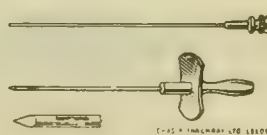


L2255

- L2250 PETER EDWARDS' PNEUMOTHORAX NEEDLES, consisting of: nickel plated stopcock and one of each stainless steel needles, Nes. 1, 2 and 3 .. complete
- L2251 Ditto .. stopcock only each
- L2252 Ditto .. needle only No. 1, with lateral hole, 20 B.W.G. .. stainless steel, each
- L2253 Ditto .. No. 2 with lateral slot, 18 B.W.G. each
- L2254 Ditto .. No. 3 with lateral hole, 18 B.W.G. each
- L2255 KUSS' PNEUMOTHORAX NEEDLE, consisting of: stainless steel trocar, cannula 17 B.W.G. and stilette, glass connection, nickel plated mount and stopcock, each



L2256

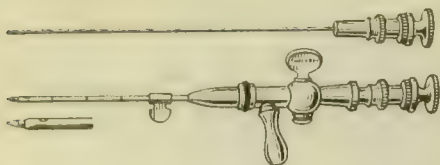


L2258

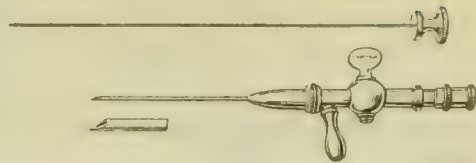
- L2256 LILLINGSTON'S PNEUMOTHORAX NEEDLE, stainless steel, solid end, lateral hole, 18 B.W.G., with stilette and nickel plated stopcock .. each
- L2257 Spare Needles for above, screw-on each
- L2258 MORLAND'S PNEUMOTHORAX NEEDLE, refill, stainless steel, solid end, lateral slot, 18 B.W.G., with stilette and nickel plated flanged mount .. each

NOTE.—B.W.G.=British Wire Gauge.

LUNG AND CHEST INSTRUMENTS



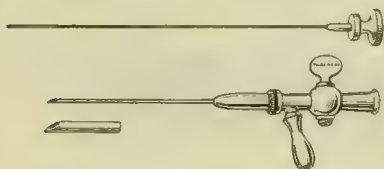
L2259



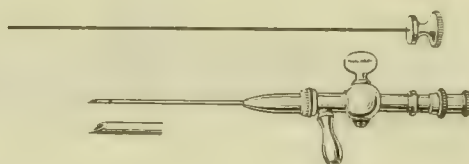
L2262

Cat. No.

- L2259 RIVIÈRÈ'S PNEUMOTHORAX NEEDLE, initial, consisting of : stainless steel trocar, cannula with lateral hole, 18 B.W.G., two stilettes (fitted with stuffing boxes) and nickel plated stopcock each
- L2260 Ditto .. Refill Needle, consisting of : stainless steel needle and stilette fitted with stuffing box each
- L2261 Spare Needles for above, screw-on each
- L2262 SAUGMANN'S PNEUMOTHORAX NEEDLE, initial, stainless steel, 18 B.W.G., with stilette (fitted with stuffing box) and nickel plated stopcock each



L2263

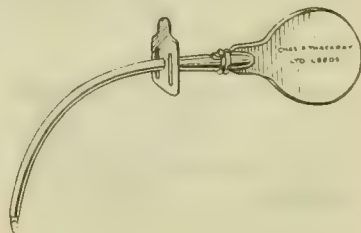


L2265

- L2263 SAUGMANN'S PNEUMOTHORAX NEEDLE, refill, stainless steel, 18 B.W.G., with stilette and nickel plated stopcock each
- L2264 Spare Needles, screw-on, for L2262 and L2263 each
- L2265 LEGGAT'S PNEUMOPERITONEUM NEEDLE, stainless steel, 18 B.W.G., terminal and lateral holes, with stilette (fitted with stuffing box) and nickel plated stopcock each
- L2266 Spare Needles for above, screw-on each



L2267



L2268

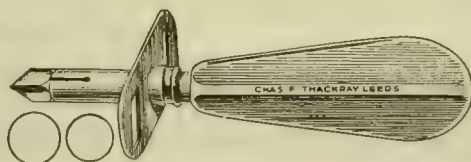
- L2267 CHANDLER'S LIPIODOL TROCAR, stainless steel, with silver plated cannula, 14 B.W.G., Record fitting, serrated mount each
- L2268 MARSHALL'S LIPIODOL TROCAR, stainless steel, with silver plated cannula, bayonet fitting each

NOTE.—B.W.G. = British Wire Gauge.



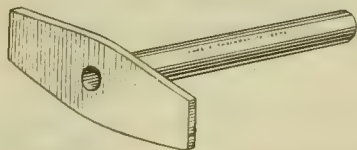
L2269

- Cat. No.
L2269 NELSON'S EMPYEMA TROCAR, stainless steel, with chromium plated cannula and handle, three sizes : 22, 26 and 32 French Catheter Gauge .. each



L2270

- L2270 REYNOLD'S EMPYEMA TROCAR, stainless steel, with silver cannula and chromium plated handle, two sizes : large and small each
L2271 RUBBER TUBING for above, two sizes per yard
L2272 INTRODUCING STILETTE for above tubing, stainless steel .. each
L2273 RUBBER STRAPS, fitted with stud fasteners to retain shield of cannula.. each



L2274

- L2274 EMPYEMA TUBE, rubber, sizes : 18, 21, 24, 27, 30, 33, 36, 39 and 42 French Catheter Gauge each

NOTE.—French Catheter Gauge: page U194.

**Not illustrated*

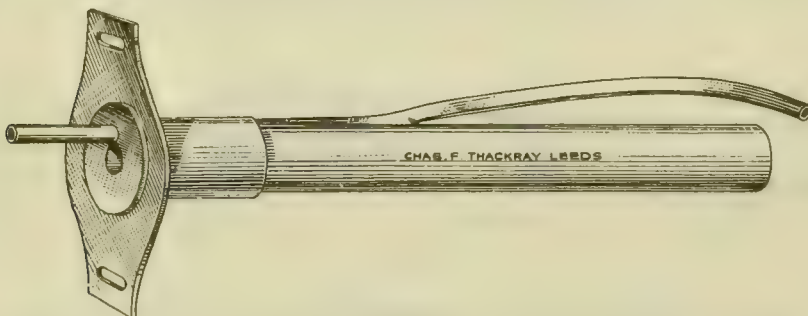
LUNG AND CHEST INSTRUMENTS



L2275

Cat. No.

L2275 EMPYEMA TUBE, rubber, sizes : 18, 24, 30, 36, 42 and 48 French Catheter Gauge.. .. each




L2276

L2276 TUDOR EDWARDS' EMPYEMA TUBE, rubber, with sliding flange, sizes : 42, 45, 48 and 51 French Catheter Gauge each



L2277

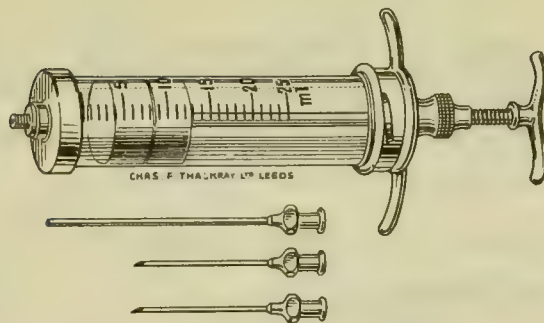
L2277 MALECOT'S DRAINAGE CATHETER, self-retaining, rubber, two-winged tip, sizes : 20, 22, 24, 26, 28 and 30 French Catheter Gauge each



L2278

L2278 INTRODUCER for Malecot's and Pezzer's Catheters, stainless steel, two sizes large and small each

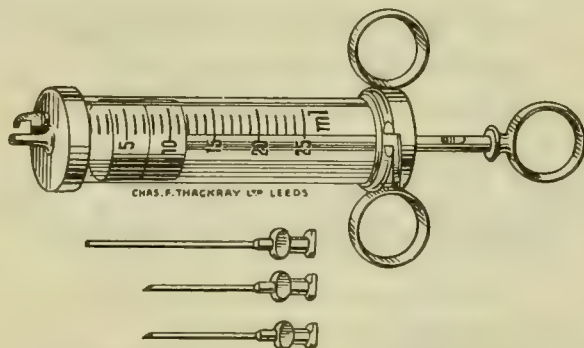
NOTE.—French Catheter Gauge: page U194.



L2279

Cat. No.

| | | | | | | |
|-------|--|----|----|----|----|----------|
| L2279 | BURRELL'S LIPIODOL SYRINGE, consisting of: 25 ml. syringe with screw fitting nozzle; two stainless steel needles, 18 B.W.G. and stainless steel filling cannula, in polished mahogany case | .. | .. | .. | .. | complete |
| L2280 | Ditto .. in chromium plated case | .. | .. | .. | .. | complete |
| L2281 | Spare Needles for above, 18 B.W.G. | .. | .. | .. | .. | each |
| L2282 | Spare Filling Cannulae for above | .. | .. | .. | .. | each |



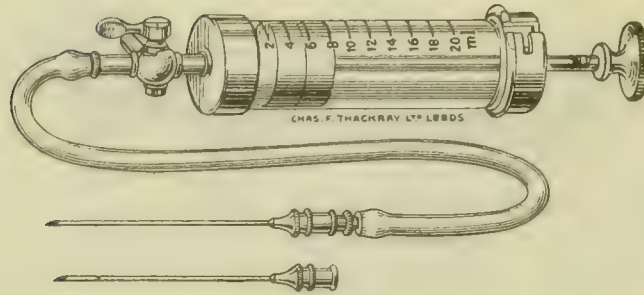
L2283

| | | | | | | |
|-------|---|----|----|----|----|----------|
| L2283 | ROBERTS' LIPIODOL SYRINGE, consisting of: 25 ml. syringe with Labat fitting nozzle; two stainless steel needles, 15 B.W.G. and stainless steel filling cannula, in polished mahogany case | .. | .. | .. | .. | complete |
| L2284 | Ditto .. in chromium plated case | .. | .. | .. | .. | complete |
| L2285 | Spare Needles for above, 15 B.W.G. | .. | .. | .. | .. | each |
| L2286 | Spare Filling Cannulae for above | .. | .. | .. | .. | each |

NOTE.—B.W.G.—British Wire Gauge.

Roberts' Suction Pump: see catalogue section of Electro-Surgical Apparatus.

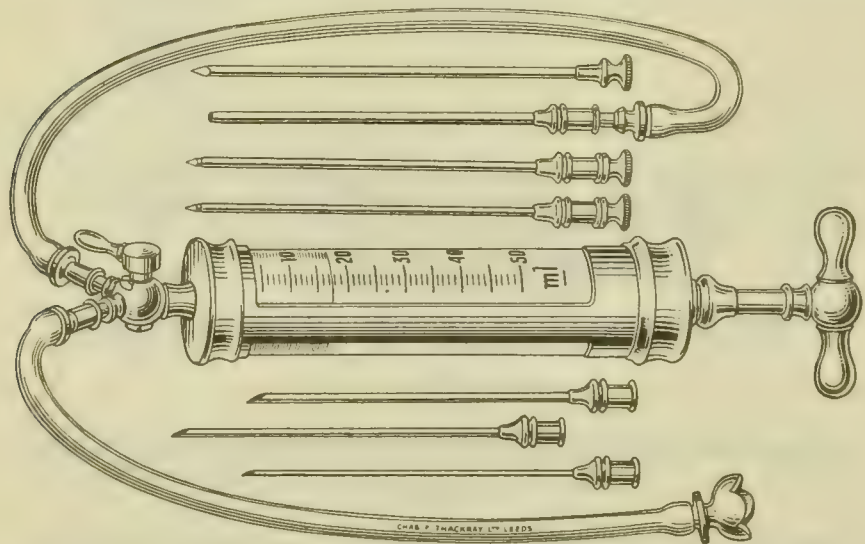
LUNG AND CHEST INSTRUMENTS



L2287

Cat. No.

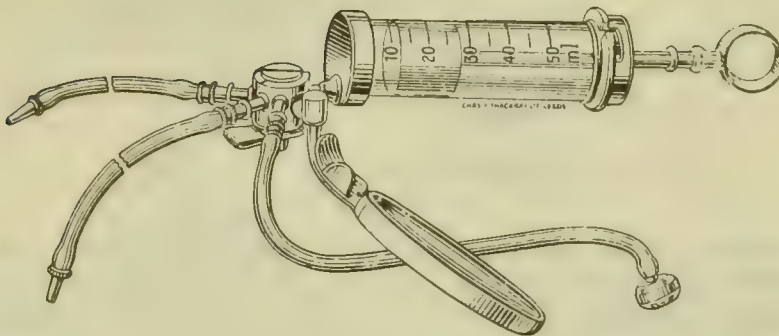
- | | | |
|-------|--|----------|
| L2287 | BARTLETT'S ASPIRATOR, consisting of: 20 ml. syringe with fixed two-way stopcock; two stainless steel needles, 16 B.W.G.; rubber tubing and metal mounts, in polished mahogany case | complete |
| L2288 | Ditto .. in metal case | complete |



L2289

- | | | |
|-------|---|----------|
| L2289 | DIEULAFOY'S ASPIRATOR, consisting of: 50 ml. syringe with detachable glass barrel and fitted with two-way stopcock; three stainless steel trocars: 9, 11 and 13 B.W.G.; three chromium plated cannulae; three stainless steel needles: 13, 15 and 17 B.W.G.; rubber tubing, metal connections and sinker, in polished mahogany case | complete |
| L2290 | Ditto .. in chromium plated case | complete |

NOTE.—B.W.G.=British Wire Gauge.



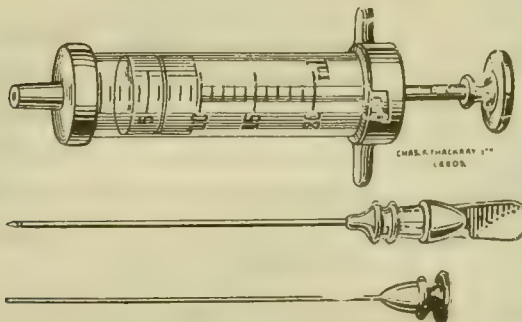
L2291

Cat. No.

L2291 DIRECT-FLOW ASPIRATOR, consisting of: 50 ml. syringe; chromium plated three-way connection on handle; three lengths of rubber tubing with †Luer fitting metal mounts and metal sinker; three stainless steel needles: 13, 15 and 17 B.W.G. by 3½ in. long, in nickel plated case .. complete

L2292 Ditto .. but without needles or case each

†Record or S.I.M.A. fitting mounts, if desired.



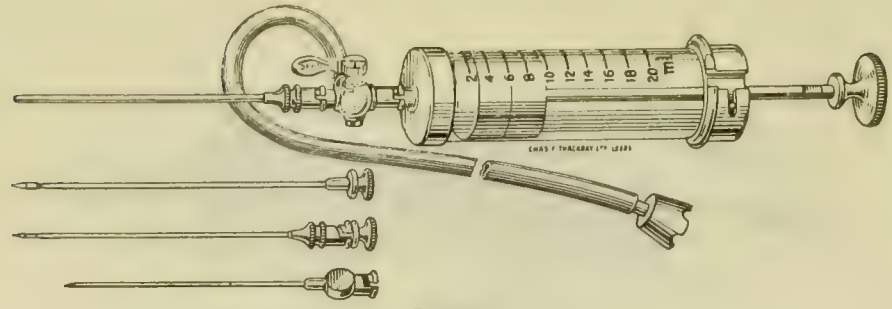
L2293

L2293 GAUVAIN'S ASPIRATOR, consisting of: 20 ml. syringe with large bore nozzle; stainless steel trocar 15 B.W.G.; stainless steel pilot and plated cannula, in polished mahogany case complete

L2294 Ditto .. in metal case complete

NOTE.—B.W.G.=British Wire Gauge.

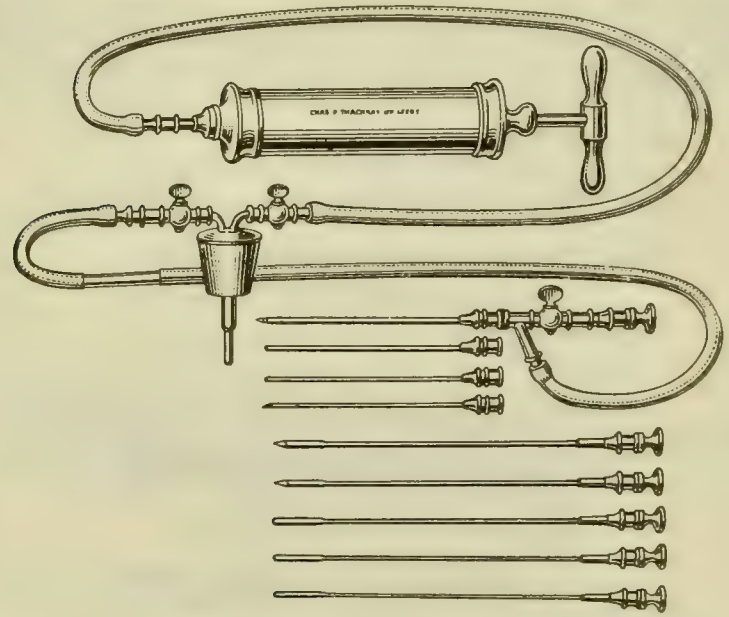
LUNG AND CHEST INSTRUMENTS



L2295

Cat. No.

- | | | |
|-------|--|----------|
| L2295 | MARTIN'S ASPIRATOR, consisting of: 20 ml. syringe with detachable two-way stopcock; two stainless steel trocars: 11 and 13 B.W.G.; plated cannulæ; one stainless steel exploring needle 16 B.W.G.; rubber tubing and metal sinker, in polished mahogany case | complete |
| L2296 | Ditto .. in metal case | complete |

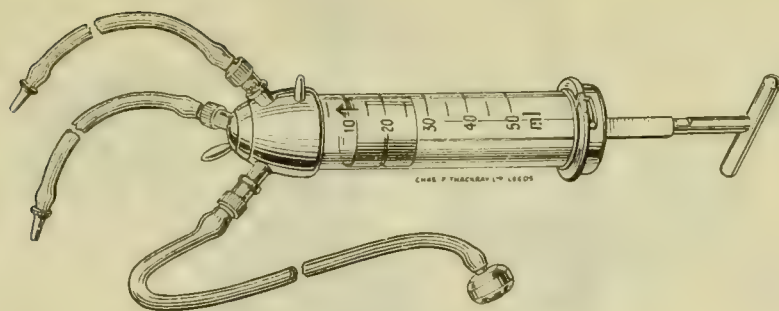


L2297

- | | | |
|--------|---|----------|
| L2297 | POTAIN'S ASPIRATOR, consisting of: chromium plated all-metal pump; three stainless steel trocars: 9, 11 and 13 B.W.G.; three chromium cannulæ; three stainless steel blunt pilots; one stainless steel needle 17 B.W.G.; chromium plated two-way stopcock; chromium plated bottle mount, fitted with stopcocks and rubber bung; rubber tubing, mounts and connections, in polished mahogany case (without bottle) | complete |
| L2298 | Ditto .. in chromium plated case | complete |
| *L2299 | Glass Bottle, 30 oz., graduated, for above | each |

NOTE.—B.W.G.—British Wire Gauge.

*Not illustrated

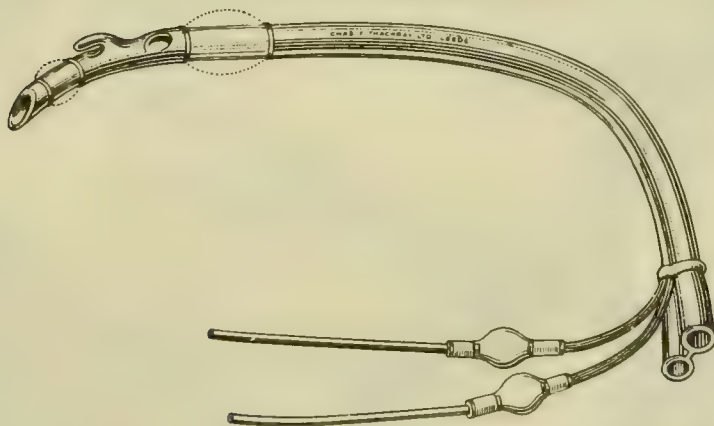


L2300

Cat. No.

- L2300 ROTANDA ASPIRATOR, consisting of: 50 ml. syringe with chromium plated three-way nozzle; three lengths of rubber tubing with †Luer fitting metal mounts and metal sinker; three stainless steel needles: 13, 15 and 17 B.W.G. by 3½ in. long, in chromium plated case complete
- L2301 Ditto .. but without needles or case each

†Record or S.I.M.A. fitting mounts, if desired.



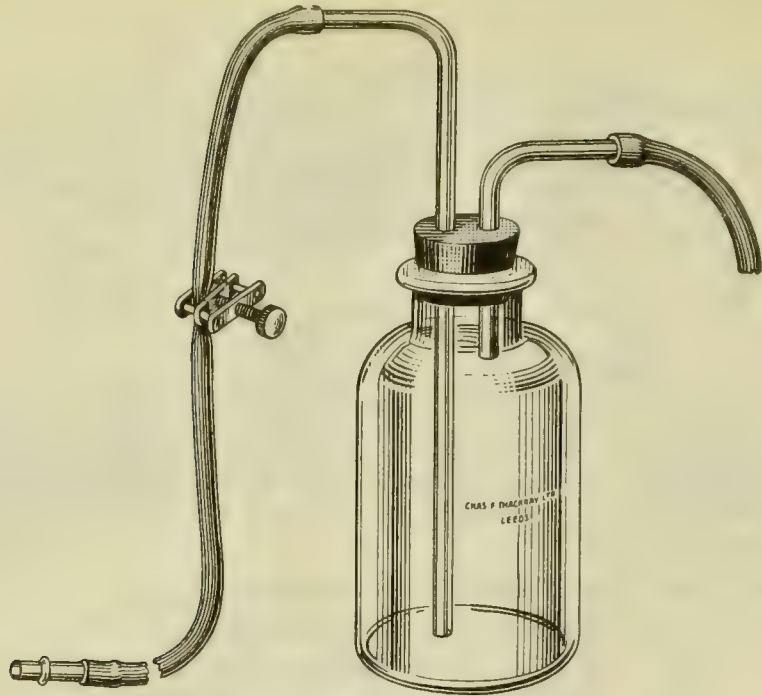
L2302

- L2302 CARLENS' DOUBLE LUMEN CATHETER, rubber, for bronchspirometry and one lung anæsthesia; for men: 39 French Catheter Gauge, external diameter, each
- L2303 Ditto .. for women: 35 French Catheter Gauge, external diameter .. each

Vide The Journal of Thoracic Surgery, St. Louis, Vol. 20, No. 1, pages 151-157, July 1950, and Vol. 23, No. 4, pages 419-428, April 1952. By V. O. Björk, E. Carlens and C. Crafoord.

French Catheter Gauge: page U194.

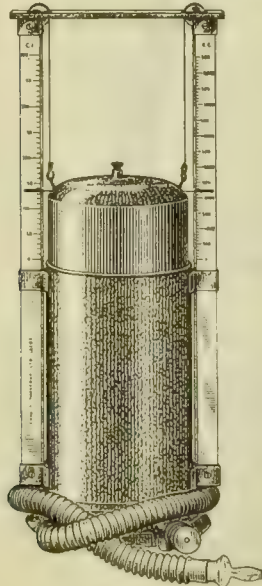
LUNG AND CHEST INSTRUMENTS



Cat. No.

L2304

- L2304 TUDOR EDWARDS' EMPYEMA DRAINAGE APPARATUS, consisting of :
Glass bottle, two glass angle pieces, rubber bung, rubber tubing and tubing clip, complete
- | | | | | | | | | |
|-------|--------------------------------|----|----|----|----|----|----|------|
| L2305 | Spare Glass Bottles | .. | .. | .. | .. | .. | .. | each |
| L2306 | Spare Glass Long Angle pieces | .. | .. | .. | .. | .. | .. | each |
| L2307 | Spare Glass Short Angle pieces | .. | .. | .. | .. | .. | .. | each |

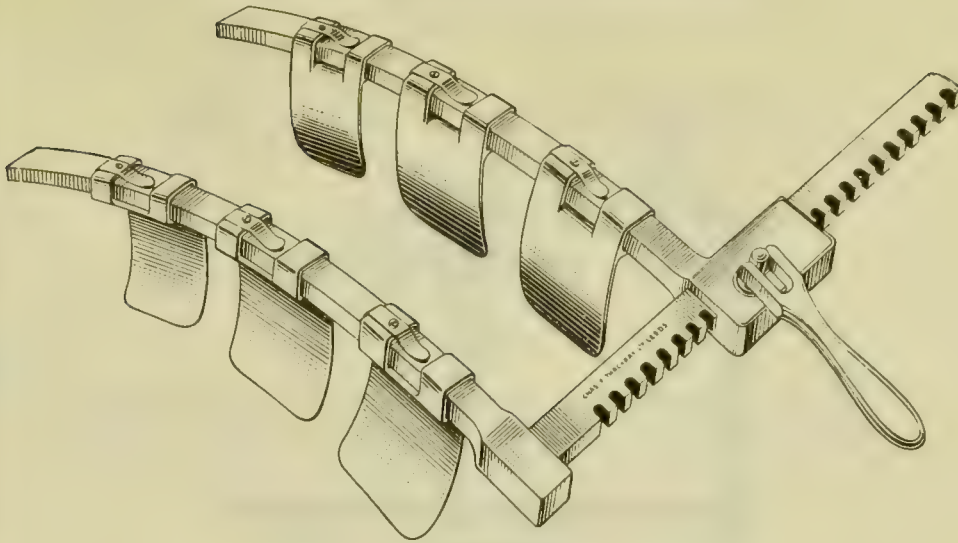


- L2308 HUTCHINSON'S SPIROMETER, with corrugated rubber tubing and glass mouth-piece complete

A very strongly made Spirometer of the gasometer type for measurement of expiration and lung capacity in both cubic inches and cubic centimetres. Suitable for hospital or consulting room use.

L2308

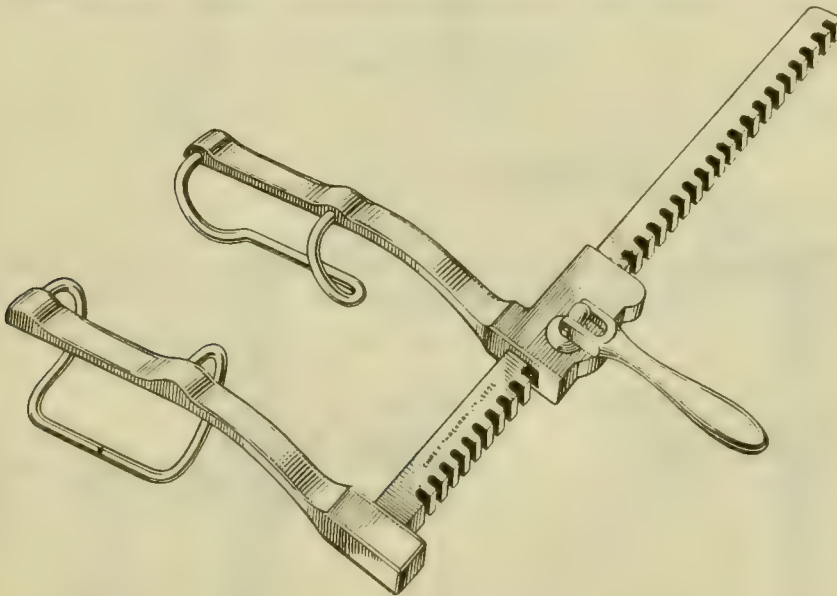
LUNG AND CHEST INSTRUMENTS



L2309

Cat. No.
L2309

BUCKLEY'S modified FINOCHIETTO'S RIB-SPREADER, complete with six interchangeable blades: two each small, medium and large, stainless steel, each *This instrument incorporates the strength and rigidity of the original Finochietto model and has the additional advantages of: curved arms, to follow the contour of the chest, and interchangeable blades, adjustable along the arms and retained in position by spring pressure.*

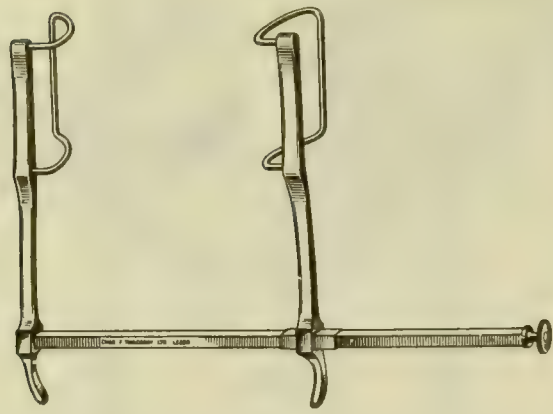


L2310

L2310 RONALD EDWARDS' modified FINOCHIETTO'S RIB-SPREADER, stainless steel each
L2310A Ditto .. small size for children each

Mr. Ronald Edwards has, in his modification of the Finochietto model, embodied the following salient features: Lighter in weight; Anatomically curved arms; Curved, fenestrated blades.

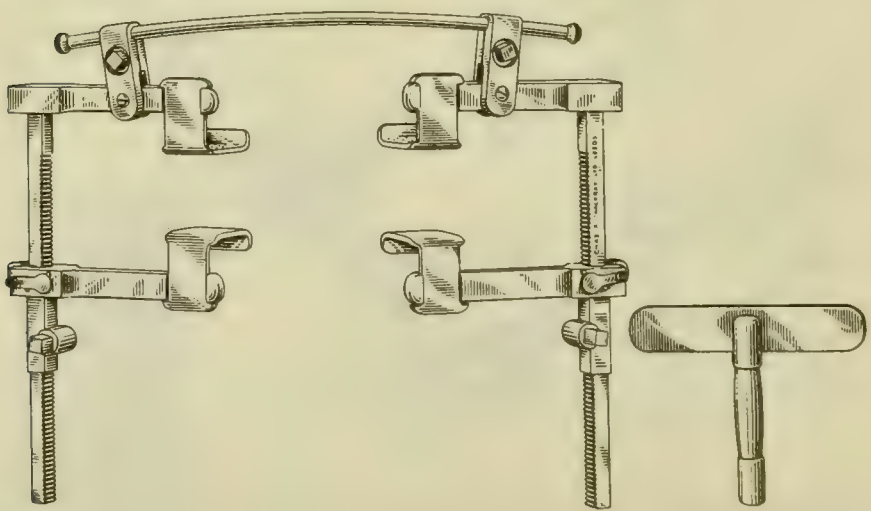
LUNG AND CHEST INSTRUMENTS



L2311

Cat. No.

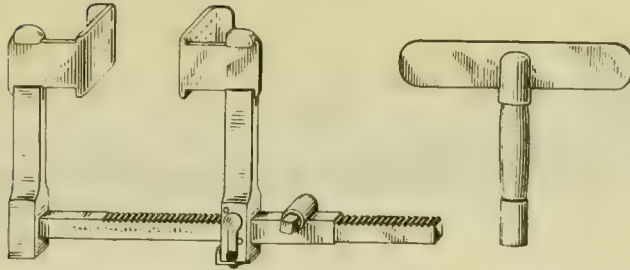
- L2311 RONALD EDWARDS' LIGHTWEIGHT RIB SPREADER, stainless steel, each
- L2312 Ditto .. Children's size each
- L2312A Ditto .. Infants' size, as used at Royal Liverpool Children's Hospital, each



L2313

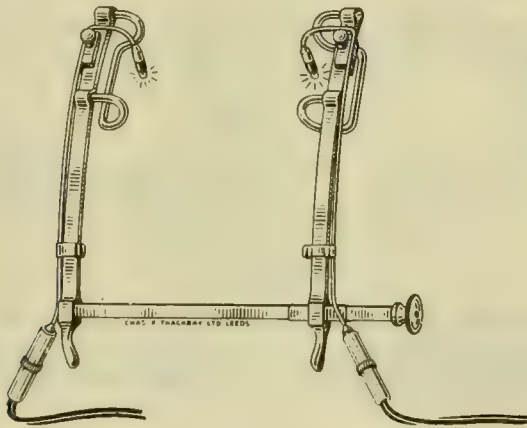
- L2313 TUDOR EDWARDS' DOUBLE RIB SPREADER, with twelve interchangeable blades (four each sizes : 1 in., 2 in. and 3 in. long) complete with two keys, stainless steel each

LUNG AND CHEST INSTRUMENTS



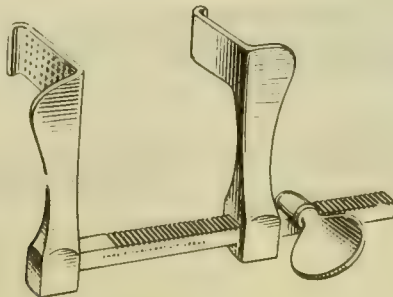
L2314

Cat. No.
L2314 TUDOR EDWARDS' RIB SPREADER, with six interchangeable blades (two each sizes : 1 in., 2 in., and 3 in. long) complete with key, stainless steel, each



L2315


L2315 ROBERTS-NELSON'S RIB SPREADER, stainless steel, curved arms, with two light carriers, chromium plated ; four lamps and set of twin rubber covered cables, each
 L2316 Ditto .. Retractor only, without light carriers each
 L2317 Spare Lamps for L2315, 3.5 volts. each



L2318

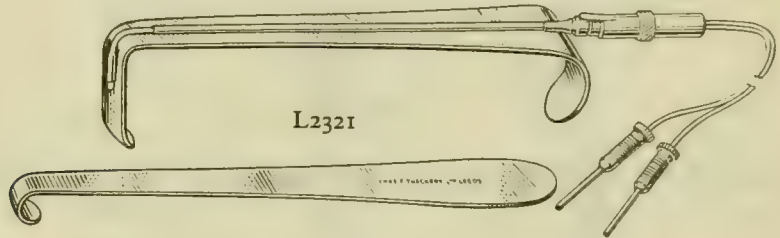
L2318 TUFFIER'S RIB SPREADER, stainless steel each

LUNG AND CHEST INSTRUMENTS




L2319

| | | | | | | | | |
|----------|---------------------------|--|---------|---------|---------|---------|---------|------|
| Cat. No. | | | | | | | | |
| L2319 | ALLISON'S LUNG RETRACTOR, | flexible stainless steel wire, chromium plated | | | | | | |
| | handle | | | | | | | each |
| L2320 | Ditto | .. children's size | | | | | | each |



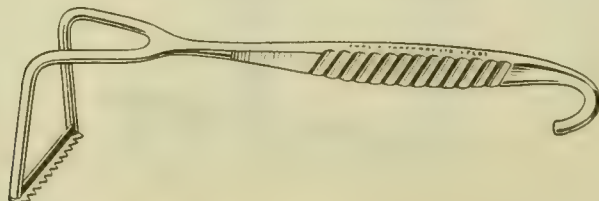
L2322

| | | | | | | | | |
|-------|----------------------------------|---|---------|---------|---------|---------|---------|------|
| L2321 | NELSON'S PHRENIC RETRACTOR, | stainless steel with light carrier, two | | | | | | |
| | lamps and rubber covered cables | | | | | | | each |
| L2322 | Ditto | .. small curved, without light carrier or cables, stainless steel | | | | | | each |
| L2323 | Spare Lamps for L2321, 3.5 volts | | | | | | | each |



L2324

| | | |
|-------|----------------------|---|
| L2324 | NELSON'S NERVE HOOK, | stainless steel, chromium plated handle, each |
|-------|----------------------|---|



L2325

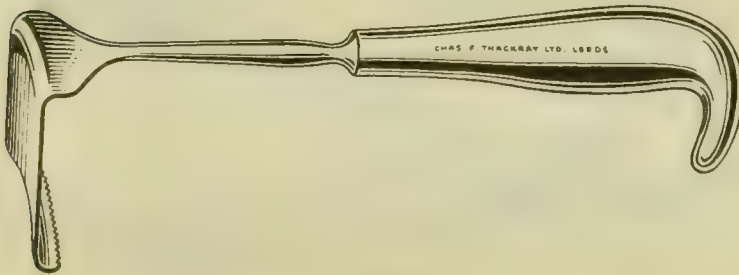
| | | | | |
|-------|--------------------------------------|-----------------|----|------|
| L2325 | MORRISTON DAVIES' SCAPULA RETRACTOR, | stainless steel | .. | each |
|-------|--------------------------------------|-----------------|----|------|



L2326

Cat. No.
L2326 RONALD EDWARDS' AUTOMATIC SCAPULA RETRACTOR, consisting
of: chromium plated table clamp, adjustable upright, pawl and chain with hooks
for scapula each

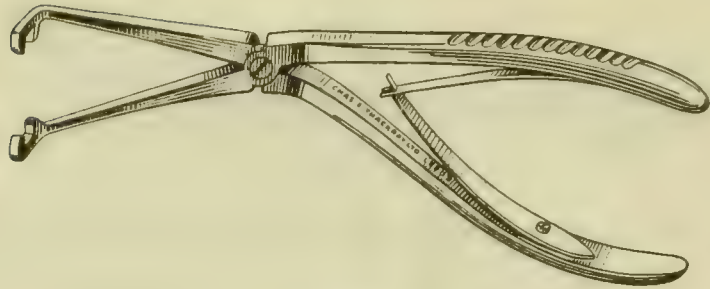
The use of this instrument virtually dispenses with the need for a second assistant at thoracoplasty. It is a modification of Overholt's original model.



L2327

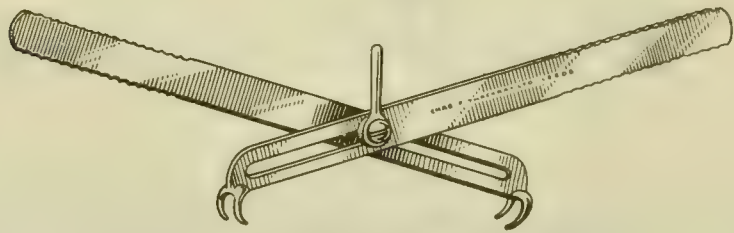
L2327 TUDOR EDWARDS' SCAPULA RETRACTOR, stainless steel, chromium
plated handle each

LUNG AND CHEST INSTRUMENTS



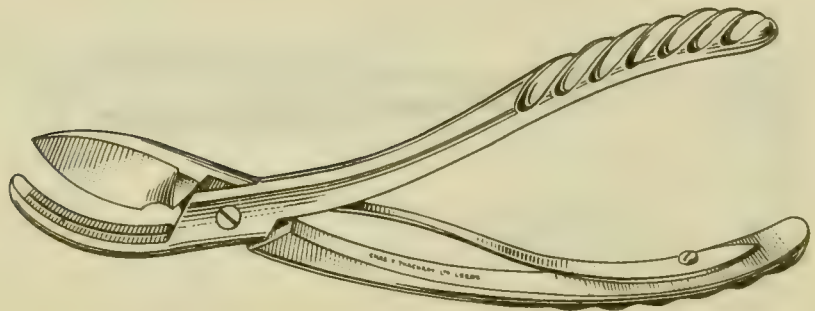
L2328

Cat. No.
L2328 MORRISTON DAVIES' RIB APPROXIMATOR, curved, stainless steel, each



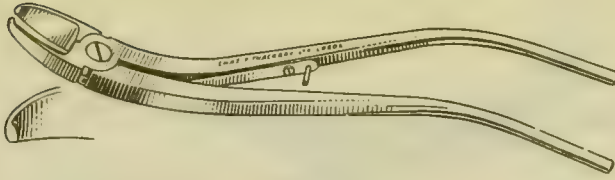
L2329

L2329 ROBERTS-NELSON'S RIB APPROXIMATOR, stainless steel .. each



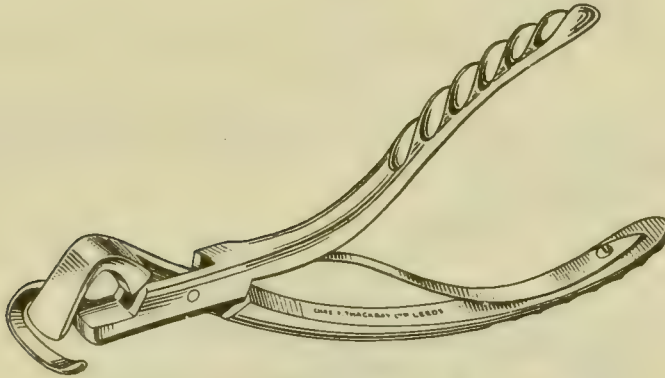
L2330

L2330 RIB SHEARS, with serrated and grooved blade, 8½ in., stainless steel .. each



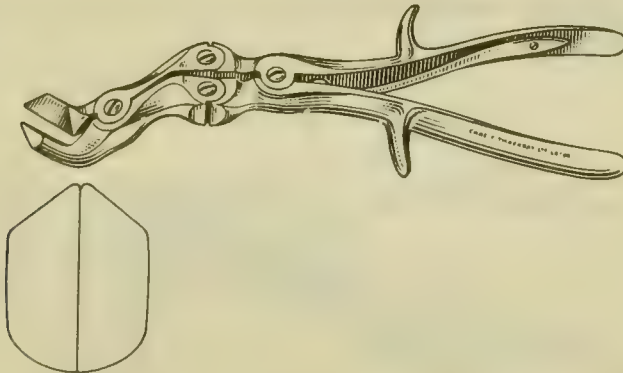
L2331

Cat. No.
L2331 BETHUNE'S RIB SHEARS, with probe-pointed blades, 13 $\frac{3}{4}$ in., stainless steel, each



L2332

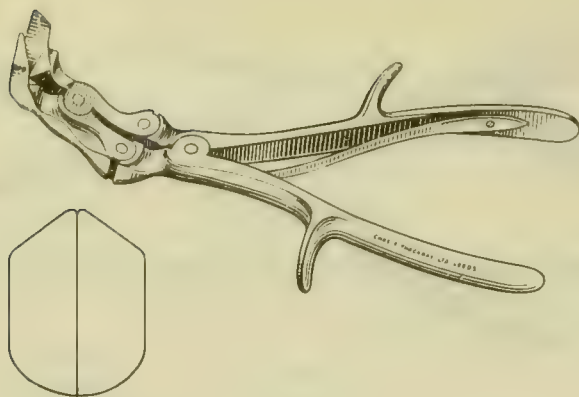
L2332 DOYEN'S RIB SHEARS, take-off joint, 7 $\frac{3}{4}$ in., stainless steel each



L2333

L2333 TUDOR EDWARDS' RIB SHEARS, for the posterior ends, multiple-action joints, 10 $\frac{1}{4}$ in., stainless steel each

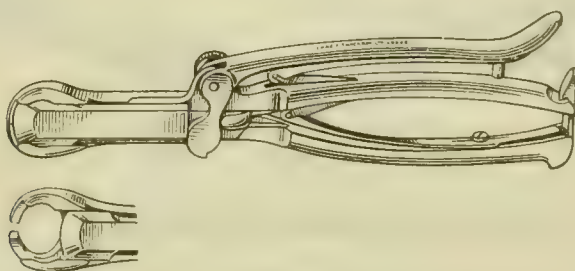
LUNG AND CHEST INSTRUMENTS



L2334

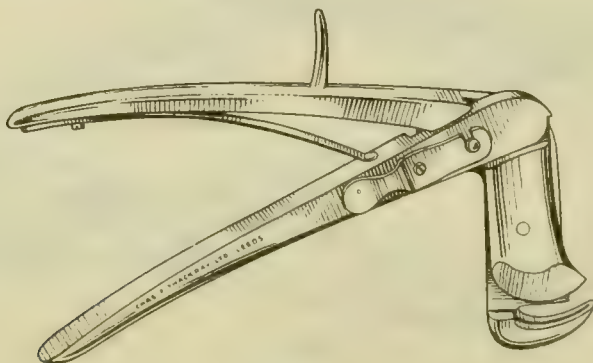
Cat. No.

L2334 TUDOR EDWARDS' RIB SHEARS, for the anterior ends, multiple-action joints,
9½ in., stainless steel each



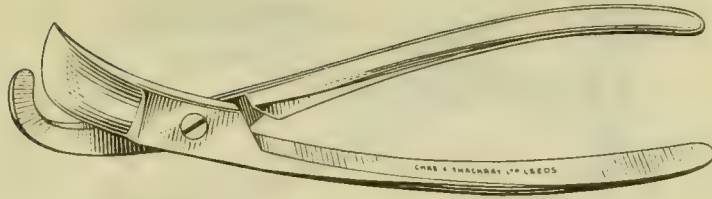
L2335

L2335 TUDOR EDWARDS' modified VEHMEHREN'S RIB SHEARS (Costotome),
9¼ in., stainless steel each



L2336

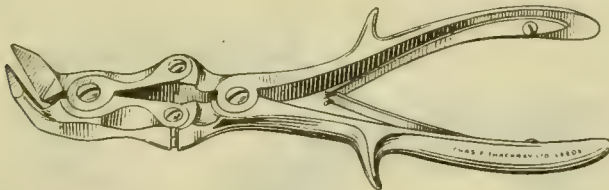
L2336 EXNER'S RIB SHEARS, 8½ in., stainless steel each



L2337

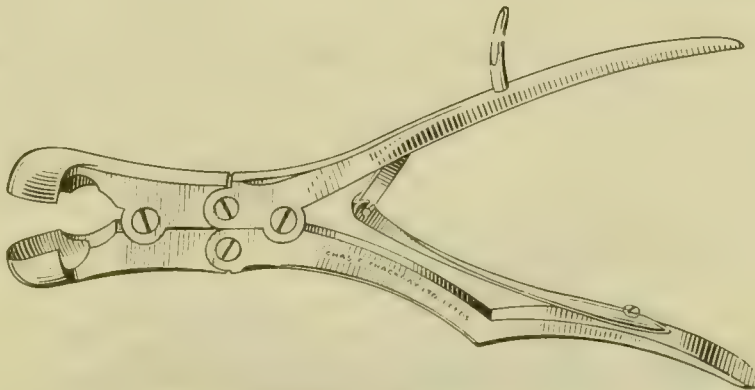
Cat. No.

L2337 POLLOCK'S RIB SHEARS, 8 in., stainless steel each



L2338

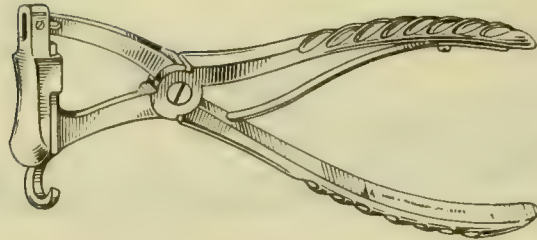
L2338 PRICE THOMAS' RIB SHEARS, multiple-action joints, 10¼ in., stainless steel, each



L2339

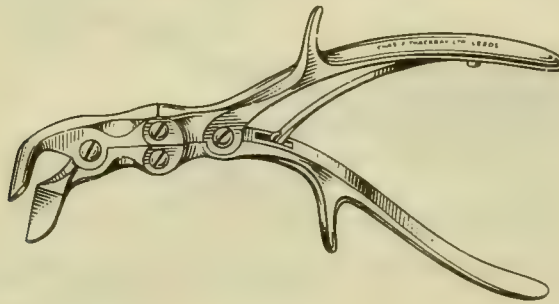
L2339 SAUERBRUCH'S RIB RONGEURS, with round jaws, multiple-action joints, 12¼ in., stainless steel each

LUNG AND CHEST INSTRUMENTS




L2340

Cat. No.
L2340 SCHÖMAKER'S RIB SHEARS, 8 $\frac{3}{4}$ in., stainless steel each



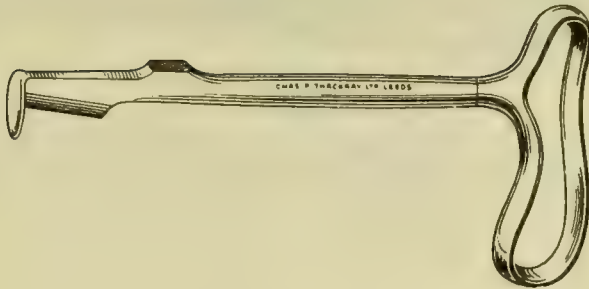
L2341

L2341 SEMB'S RIB SHEARS, for the anterior ends, multiple-action joints, 9 $\frac{1}{2}$ in., stainless steel each



L2342

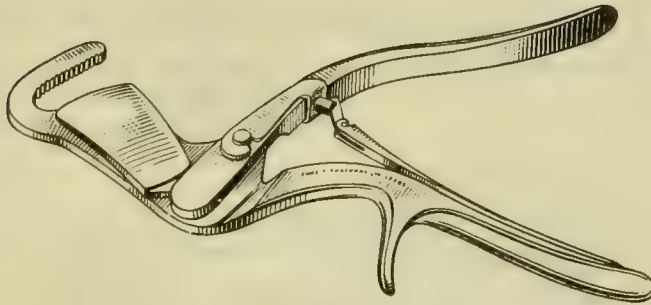
L2342 WATERHOUSE'S RIB SHEARS, 9 $\frac{1}{2}$ in., stainless steel each



L2343

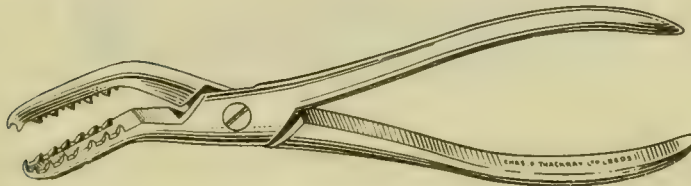
Cat. No.

L2343 LEBSCHÉ'S STERNUM CHISEL, stainless steel, chromium plated handle, each



L2344


L2344 LEBSCHÉ'S STERNUM SHEARS, stainless steel each



L2345

L2345 SEMB'S RIB HOLDING FORCEPS, screw joint, 7½ in., stainless steel, each

LUNG AND CHEST INSTRUMENTS



L2346

Cat. No.

L2346 ALEXANDER'S RIB RASPATORY AND PERIOSTEAL ELEVATOR,
stainless steel each



L2347-8

L2347 MORRISTON DAVIES' RIB RASPATORY, long handle, slightly curved (A),
stainless steel, chromium plated handle each

L2348 Ditto .. deeply curved, (B) for first rib each



L2349

L2349 MORRISTON DAVIES' RIB RASPATORY, double-ended, stainless steel, each



L2351

L2350 DOYEN'S RIB RASPATORY, adults' size, curved-to-left for right hand use,
stainless steel, chromium plated handle each

L2351 Ditto .. curved-to-right for left hand use each

L2352 Ditto .. children's size, curved-to-left each

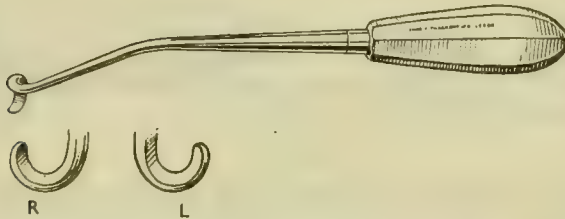
L2353 Ditto .. curved-to-right each

LUNG AND CHEST INSTRUMENTS



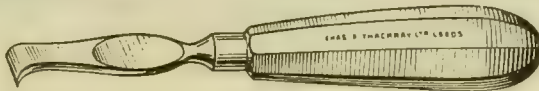
L2354

Cat. No.
L2354 TUDOR EDWARDS' RIB RASPATORY, stainless steel, chromium plated handle each




L2355-6

L2355 TUDOR EDWARDS' RIB HOOK, for first rib, curved-to-left for right hand use, stainless steel, chromium plated handle each
L2356 Ditto .. curved-to-right for left hand use each



L2357

L2357 NELSON'S RIB RASPATORY, stainless steel, chromium plated handle, each



L2358

L2358 O'BRIEN'S RIB RASPATORY, curved-to-left for right hand use, stainless steel, chromium plated handle each
L2359 Ditto .. curved-to-right for left hand use each

LUNG AND CHEST INSTRUMENTS



L2360

Cat. No.

L2360 PRICE THOMAS' RIB RASPATORY, long slender blade, stainless steel, chromium plated handle each

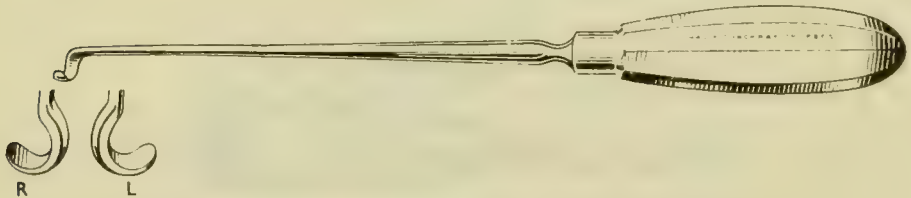
This instrument is used for stripping the lower border of the ribs and the under surfaces of the first and second ribs.



L2361

L2361 PRICE THOMAS' RIB RASPATORY, broad blade, stainless steel, chromium plated handle each

For general purposes, and if necessary the whole procedure of elevating the periosteum can be carried out with this instrument.



L2362-3

L2362 PRICE THOMAS' RIB HOOK, curved-to-left for right hand use, stainless steel, chromium plated handle each

L2363 Ditto .. curved-to-right for left hand use each

This instrument is used for stripping the anterior end of the outer margin of the first rib.



L2364

L2364 ROBERTS-NELSON'S RIB RASPATORY, stainless steel, chromium plated handle each



L2365

- Cat. No.
L2365 ROBERTS' RIB RASPATORY, for first rib, stainless steel, chromium plated handle each



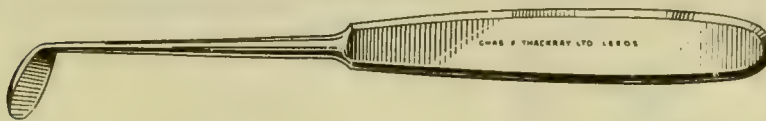
L2366

- L2366 HOLMES SELLORS' RIB RASPATORY, curved-to-left for right hand use, stainless steel, chromium plated heavy handle each
L2367 Ditto .. curved-to-right for left hand use each
This instrument has a long shaft for working at a depth and the curve at end is smaller than that of Doyen's instrument.



L2368

- L2368 SEMB'S RIB RASPATORY, spatulate blade with sharp edge, stainless steel, chromium plated handle each



L2369

- L2369 SEMB'S RIB RASPATORY, with oval blade, stainless steel, chromium plated handle each
For rib surface.

LUNG AND CHEST INSTRUMENTS



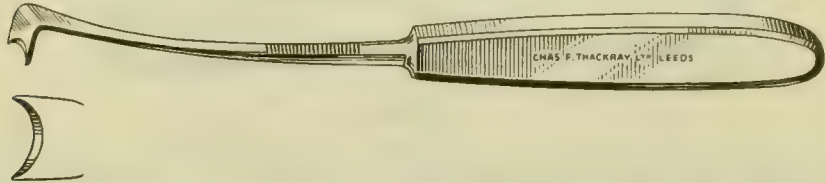
L2370

Cat. No.

L2370

SEMB'S RIB RASPATORY, chisel-edged, slightly curved blade, stainless steel, chromium plated handle each

For separating the costo-transverse articulation.

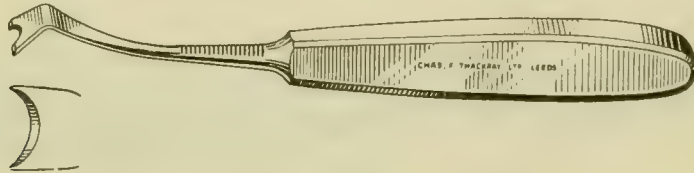


L2371

L2371

SEMB'S RIB RASPATORY, chisel-edged, with long shaft, stainless steel, chromium plated handle each

For rib edge.

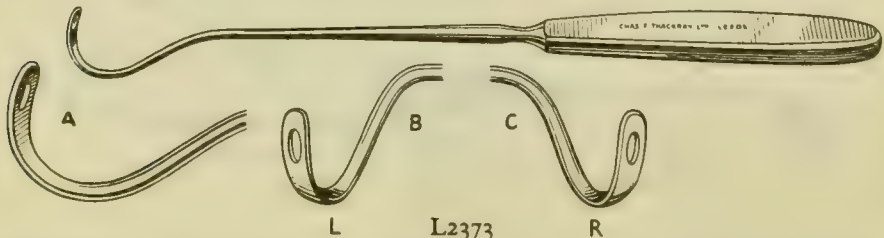


L2372

L2372

SEMB'S RIB RASPATORY, chisel-edged, with short shaft, stainless steel, chromium plated handle each

For rib edge.



L

L2373

R

L2373

NELSON'S LIGATURE HOOK, three shapes : straight (A); curved-to-left for right hand use (B); curved-to-right for left hand use (C), stainless steel, chromium plated handle each



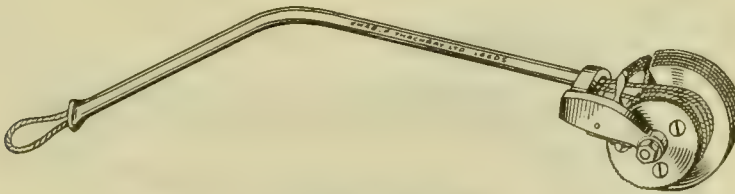
L2374

Cat. No.
L2374 LOBECTOMY SCISSORS, as used at The General Infirmary at Leeds ; curved-on-flat, 12 in., stainless steel each



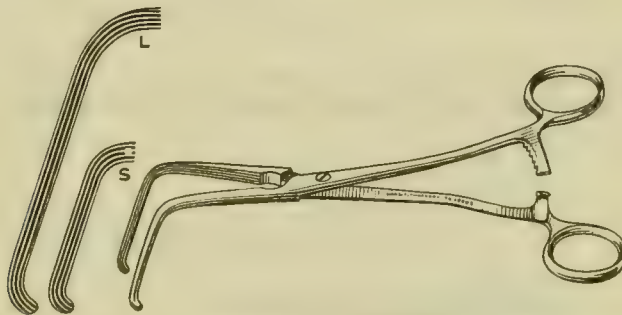
L2375

L2375 NELSON'S LOBECTOMY SCISSORS, curved-on-flat, 9 in., stainless steel, each
L2376 Ditto .. straight each



L2377

L2377 ROBERTS-NELSON'S LUNG TOURNIQUET, chromium plated, complete with cord each

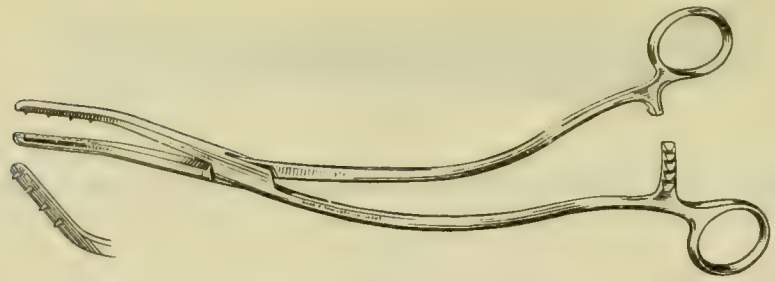


L2378

L2378 BICKFORD'S BRONCHUS CLAMPS, screw joint, stainless steel, two sizes of jaws : small and large each

These clamps have been designed so as to occlude the bronchus temporarily during lung resection. They are especially light in their grip so that they will not damage the bronchial wall when applied. They are made in two sizes: one for lobar and segmental resection and one for pneumonectomy.

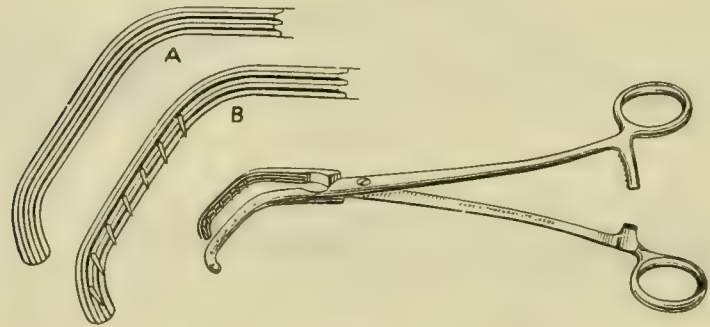
LUNG AND CHEST INSTRUMENTS



L2379-80

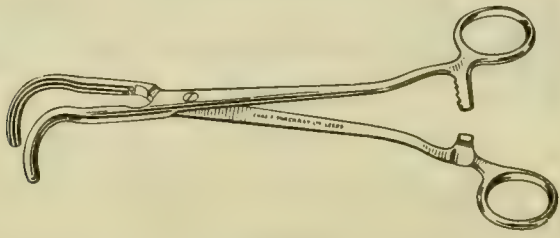
- Cat. No.
 L2379 BROCK'S BRONCHUS CLAMP, left, box joint, stainless steel .. each
 L2380 Ditto .. right each

These bronchus clamps are of a light design so that they will not crush or bruise the bronchus. Slipping is prevented by four pins. They are made with special curves that they can be applied on either the right or left side.



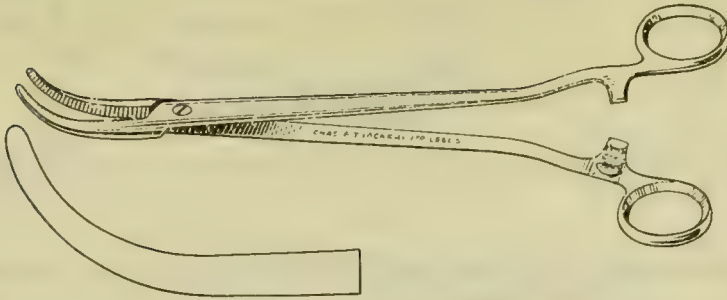
L2381

- L2381 PRICE THOMAS' BRONCHUS CLAMP, screw joint, stainless steel, three patterns : (A) grooved jaws ; (B) spiked and grooved—left and right .. each



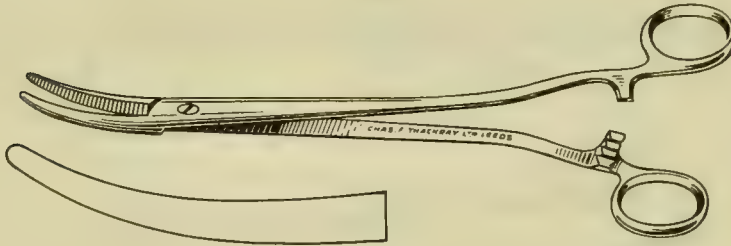
L2382-3

- L2382 THOMPSON'S BRONCHUS CLAMP, left, screw joint, stainless steel, each
 L2383 Ditto .. right each



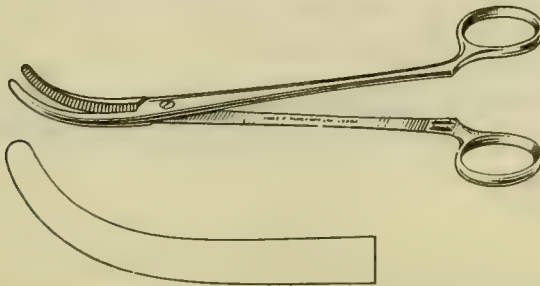
L2384

Cat. No. L2384 LUNG ARTERY FORCEPS, as used at The General Infirmary at Leeds ; deep curved jaws, screw joint, 12 in., stainless steel each



L2385

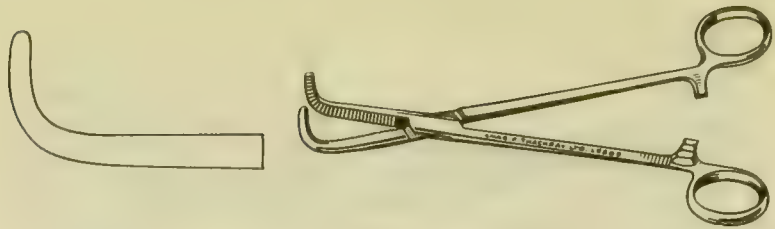
L2385 LUNG ARTERY FORCEPS, as used at The General Infirmary at Leeds ; shallow curved jaws, screw joint, 12 in., stainless steel each



L2386

L2386 TUDOR EDWARDS' LUNG ARTERY FORCEPS, screw joint, 9 in., stainless steel each

LUNG AND CHEST INSTRUMENTS



L2387

Cat. No.
L2387 O'SHAUGHNESSY'S LUNG ARTERY FORCEPS, box joint, 8 in., stainless steel each




L2388

L2388 PERBERTS' LUNG ARTERY FORCEPS, screw joint, 9 in., stainless steel, each



L2389


L2389 DUDFIELD ROSE'S ARTERY FORCEPS, curved-on-flat, 10½ in., box joint, stainless steel each
Originally designed for sympathectomy, these forceps have been found useful in a variety of operations where long forceps with a light grip are required.



L2390-91

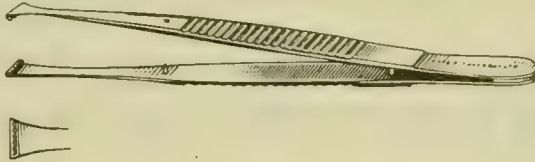
L2390 BICKFORD'S DISSECTING FORCEPS, with one into two teeth, 9 in., stainless steel each
L2391 Ditto .. non-toothed serrated jaws each
These forceps are long, yet light in grip, do not tire the hand and have ends which accurately approximate for picking up tissue and ligatures.

LUNG AND CHEST INSTRUMENTS



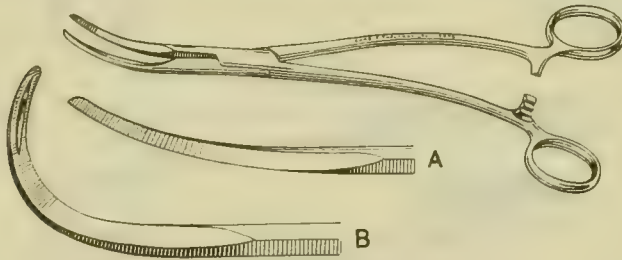
L2392

Cat. No.
L2392 MORRISTON DAVIES' DISSECTING FORCEPS, 8 in., stainless steel, each



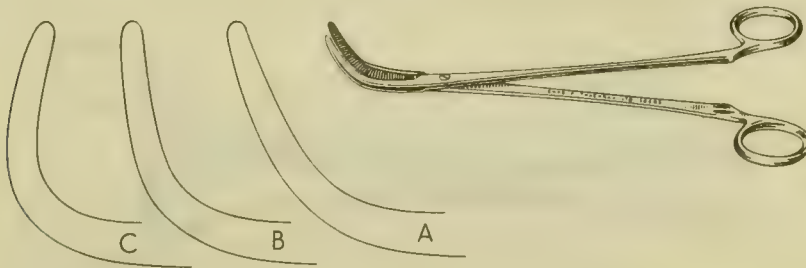
L2393

L2393 NELSON'S LUNG ADHESION FORCEPS, 9 in., stainless steel .. each



L2394-5

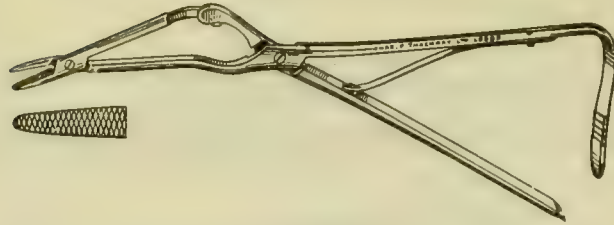
L2394 SEMB'S PNEUMECTOMY FORCEPS, shallow curve (A), box joint, 9 in., stainless steel .. each
L2395 Ditto .. deep curve (B), with ligature holes in jaws .. each



L2396

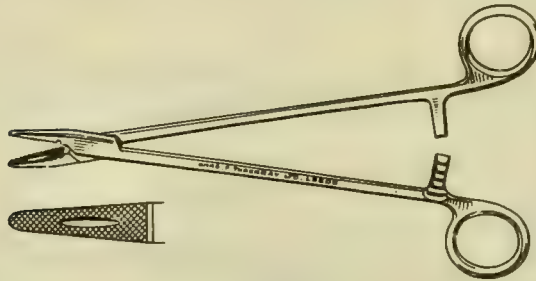
L2396 RONALD EDWARDS' HILUM DISSECTING FORCEPS, three curves :
A, B and C, screw joint, 8 in., stainless steel .. each
These forceps are useful for various manipulations in the hilum, such as dissection, clamping bronchi and threading ligatures around large vessels.

LUNG AND CHEST INSTRUMENTS



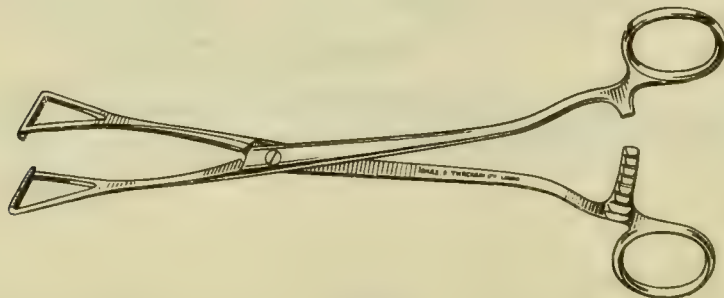
L2397

Cat. No.
 L2397 HALSTED'S (or CUSHING'S) NEEDLE HOLDER, screw joint, 10 in., stainless steel each



L2398

L2398 MAYO'S NEEDLE HOLDER, as used at The General Infirmary at Leeds ; with transverse needle groove on jaw, box joint, 9 in., stainless steel .. each
 L2398A Ditto .. (MASSON'S) 10 in. long each



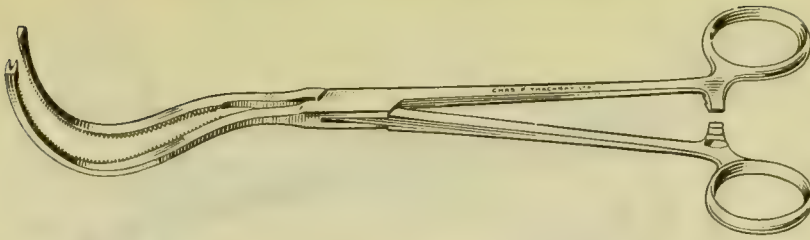
L2399

L2399 DUVAL'S LUNG FORCEPS, screw joint, 7½ in., 1 in. blades, stainless steel, each
 L2400 Ditto .. ½ in. blades each

LUNG AND CHEST INSTRUMENTS

L

447

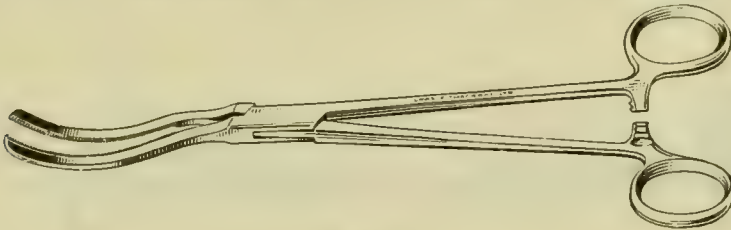


47-6077

Cat. No.


447-6077 POTT'S CLAMP, with deep spoon-shaped jaws and one into two teeth at end of jaws, box joint, 9 in., stainless steel.

447-6078 Ditto . . without one into two teeth at end of jaws.



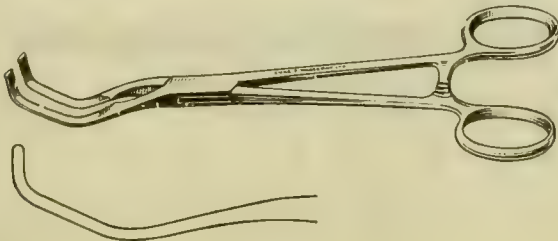
47-6079

447-6079 POTT'S CLAMP, with shallow spoon-shaped jaws, box joint, 8 in., stainless steel.



47-6080

447-6080 POTT'S CLAMP for infants, with shallow spoon-shaped jaws, box joint, 6 in., stainless steel.

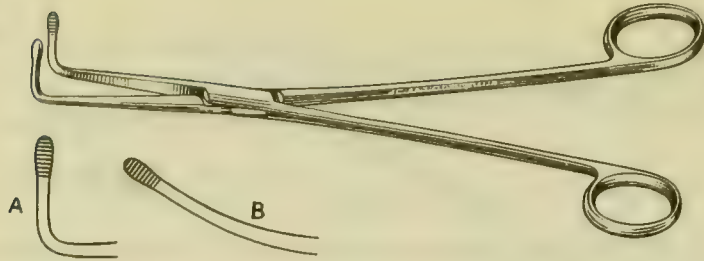


47-6081

447-6081 BARLOW'S modified POTT'S CLAMP for infants, box joint, 6 in., stainless steel.

See page L451 for Straight Pott's Clamps.

LUNG AND CHEST INSTRUMENTS



L2414


Cat. No.

L2414 DENIS BROWNE'S DUCTUS ARTERIOSUS DISSECTING FORCEPS, two angles of jaw : 90° (A) and 45° (B), box joint, stainless steel .. each



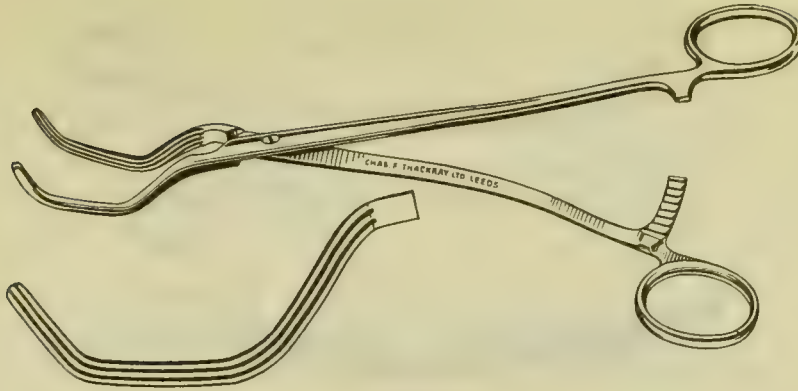
L2415

L2415 BLALOCK'S PULMONARY ARTERY CLAMP, stainless steel, three sizes : large, medium and small each



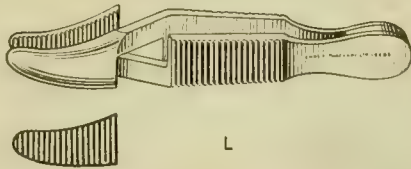
L2416

L2416 POTTS' AORTIC CLAMP, stainless steel, three sizes : small, medium and large each

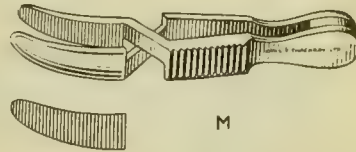


L2417

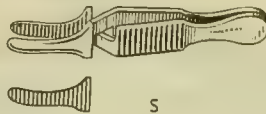
- Cat. No.
L2417 NYSTROM'S PULMONARY ARTERY CLAMP, with longitudinally grooved jaws, screw joint, stainless steel each
*L2418 Ditto .. with one into two teeth on jaws each



L



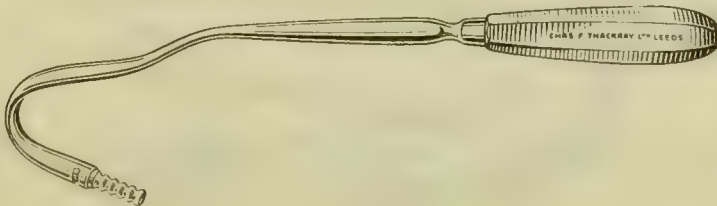
M



S

L2419

- L2419 DIEFFENBACH'S ARTERY FORCEPS, curved jaws, stainless steel, three sizes : small, medium and large each

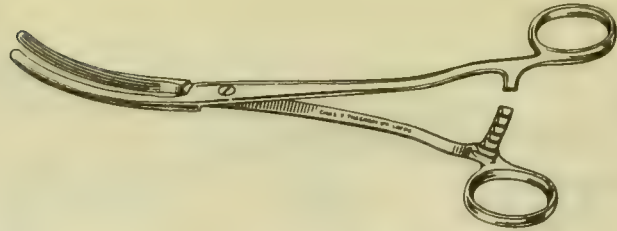


L2420


- L2420 NYSTROM'S modified TRENDLENBURG'S PROBE, with bayonet fitting mount for rubber tubing, chromium plated each

*Not illustrated


LUNG AND CHEST INSTRUMENTS



L2421

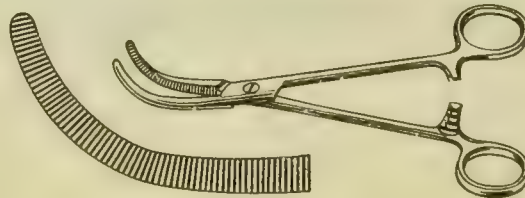


L2422



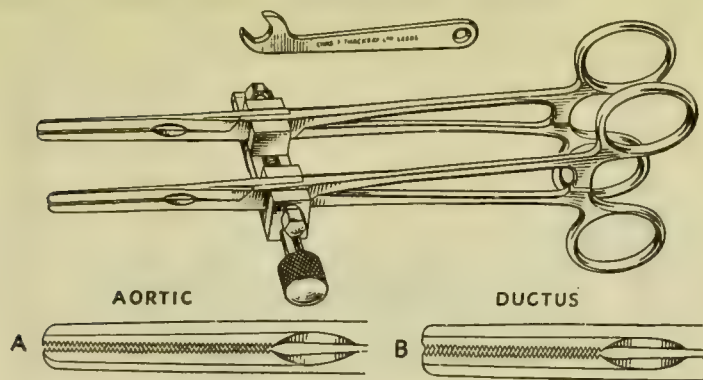
L2423

| | | | | | | | |
|----------|-------------------------------|-----------------------------------|---------|---------|---------|---------|------|
| Cat. No. | | | | | | | |
| L2421 | CRAFOORD'S COARCTATION CLAMP, | with longitudinally grooved jaws, | | | | | |
| | screw joint, stainless steel | | | | | | each |
| L2422 | Ditto | .. medium curved serrated jaws | | | | | each |
| L2423 | Ditto | .. long curved serrated jaws | | | | | each |



L2424

| | | | | | | | |
|-------|---|----------------------------------|---------|---------|---------|---------|------|
| L2424 | CRAFOORD'S COARCTATION CLAMP, | short pattern, with small curved | | | | | |
| | serrated jaws, screw joint, stainless steel | | | | | | each |



L2425-9


| | | | | | |
|----------|---|----|----|----|----------|
| Cat. No. | | | | | |
| L2425 | POTTS' AORTIC COARCTATION CLAMP, straight, with jaws serrated 1 1/4 in. (A), box joint, 7 1/2 in., stainless steel | .. | .. | .. | each |
| L2426 | VICE to hold two clamps, stainless steel | .. | .. | .. | each |
| L2427 | SPANNER for above vice, stainless steel | .. | .. | .. | each |
| L2428 | SET, consisting of: two clamps (A), one vice and spanner | .. | .. | .. | complete |
| L2429 | POTTS' DUCTUS CLAMP, straight shanks, for the pulmonary side of ductus, with jaws serrated 1 1/4 in. (B), box joint, 7 in., stainless steel | .. | .. | .. | each |
| *L2430 | Ditto .. with shanks angled-on-flat, for aortic side of ductus | .. | .. | .. | each |

Willis J. Potts, M.D., writes:

"The principle of these clamps is embodied in a row of very fine teeth in the opposing jaws (A and B). The opposing teeth on each jaw are so constructed that if the clamp could be closed beyond a certain point they would interdigitate. However, the hub of the clamp allows complete closure but prevents the teeth from interdigitating, regardless of the pressure made on the handles. Because the teeth are so fine and so close together and, because the jaws of the clamp can be closed only to the point of contact, there is no danger of injury to the vessel. The teeth of the clamp when closed embed themselves in the adventitia and will not slip."

References:

- WILLIS J. POTTS, M.D.: "Surgical Treatment of Patent Ductus Arteriosus"—*Surgery, Gynecology and Obstetrics*, May 1949, 88, 571.
 WILLIS J. POTTS, M.D.: "Technique of Resection of Coarctation of the Aorta with Aid of New Instruments"—*Annals of Surgery*, April 1950, Vol. 131, No. 4.
 WILLIS J. POTTS, M.D.: "Surgical Division of the Patent Ductus Arteriosus"—*A.M.A. Archives of Surgery*, April 1953, Vol. 66, pages 468-477.



L2431

| | | | | | | |
|-------|--|----|----|----|----|------|
| L2431 | RUMEL'S FLEXIBLE CARDIOVASCULAR TOURNIQUET, with eyed stilette, stainless steel throughout | .. | .. | .. | .. | each |
|-------|--|----|----|----|----|------|

This instrument is designed for control of tension on the auricular purse-string suture during mitral commissurotomy. The flexible cannula is fitted to a handle with three-ring control. By means of the eyed stilette the suture is drawn through the cannula and attached to the hook on the finger-rings; these are adjustable along the shaft and the proper tension is maintained with the assistant's hands completely out of the wound.

*Not illustrated

BONE INSTRUMENTS

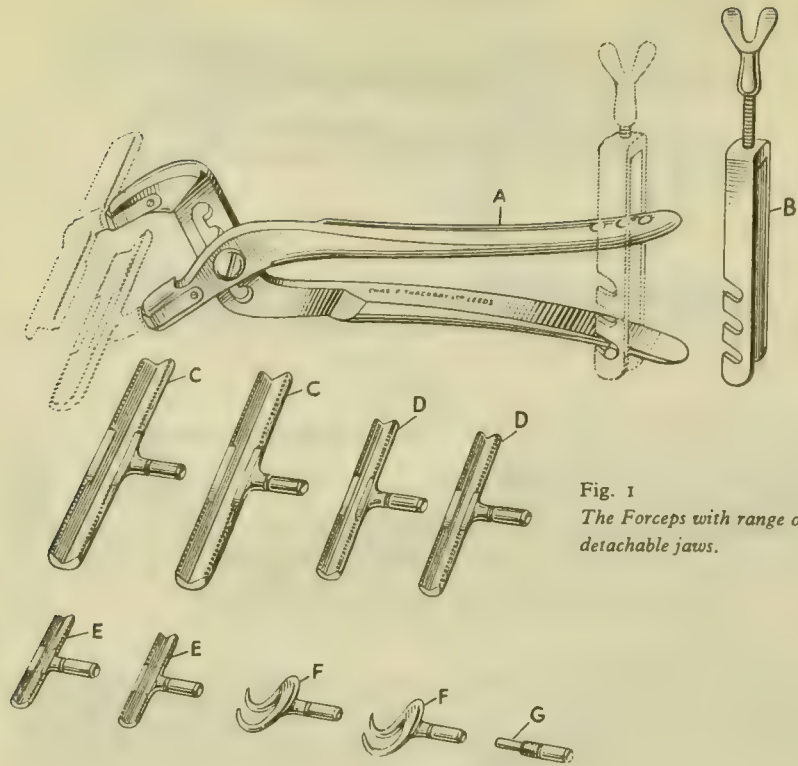


Fig. 1
The Forceps with range of detachable jaws.

B2432

Cat. No.

B2432 CHARNLEY'S ADJUSTABLE BONE-HOLDING FORCEPS, consisting of: Forceps (A), Clamping Device (B), three pairs of jaws, (C), (D) and (E), one pair of hooked jaws (F) and one "peg" (G), stainless steel, one size $\frac{7}{64}$ in. drill in extended stem to fit standard type chuck complete

DESCRIPTION

This new pattern of bone-holding forceps overcomes the disadvantage of existing models which hold together simultaneously the two ends of the fracture as well as the plate or bone graft which is to be screwed to them. In this way two forceps are required to hold the fragments and the ends of the plate or bone graft. Holding the reduction with the plate or graft in place is often hindered because the plate or graft obscures the view of the fracture line. With some clamps, such as Lowman's, there is the additional disadvantage that complete stripping of the bone ends on their deep surface is necessary when the jaws are passed underneath the fragments.

With the new clamps (Fig. 1) the two fragments of the fracture can be held in rigid alignment by themselves. It is unnecessary to clamp the plate or graft which can then be screwed to the exposed surface. The essential feature of the instrument is the shape of the detachable jaws, made in three sizes. These are V-shaped in section, with serrated edges and the fractured long bone is gripped in parallel gutters which automatically coax the fractured parts into alignment.

†DESCRIPTION continued on page B453

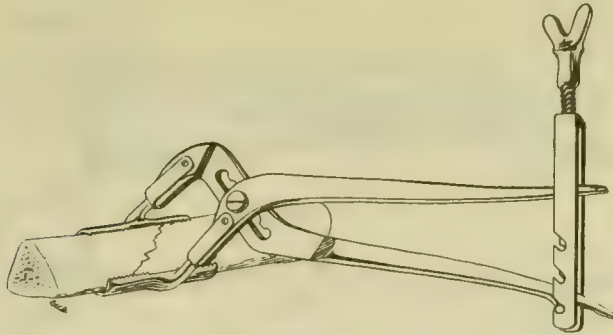
CHARNLEY'S BONE-HOLDING FORCEPS—*continued*

Fig. 2

Grooved Jaws, pivoted at their attachment, used for gripping long bones in bone grafting or plating.

The jaws swivel in the forceps so that the pressure of them is evenly distributed and thus fragments which taper, or are of different diameters, are securely held (Fig. 2). No stripping of the deep surface of the fracture is necessary and the fracture can be adjusted to a "hairline" fit and kept in this position during the fixation of the plate or graft. As the two fragments are rigidly held in apposition, the exposed parts of the bone held in the clamp can be "planed" with a chisel to provide a flat bed across the fracture line for a bone graft.

Whilst the smallest parallel jaws (E) are used for the radius and ulna, the two other sizes (C) and (D) are designed for large bones. The forceps has a series of slots in its joint to enable it to be adjusted to various widths of opening.

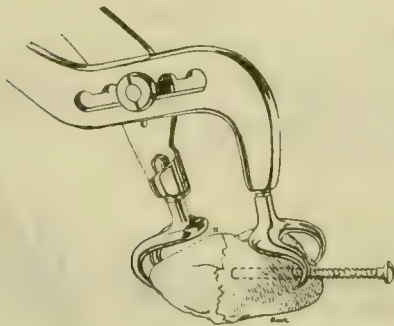


Fig. 3

Hooked jaws used to grip a fractured patella.

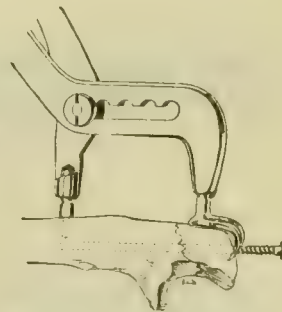


Fig. 4

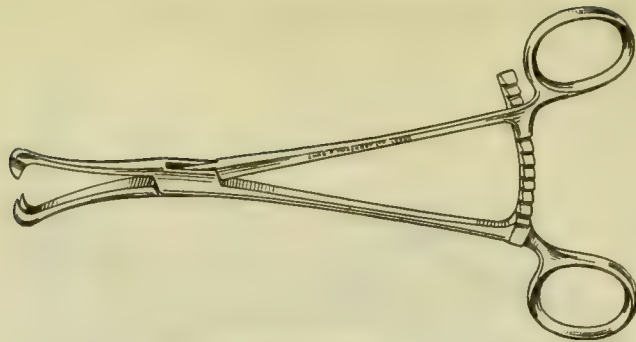
Hooked jaw and peg used to grip fractured olecranon.

For holding fractures of the patella, olecranon and medial malleolus, two hooked jaws are provided for use as shown in Fig. 3. There is also a peg-shaped attachment for the medial malleolus and olecranon (Fig. 4). A hole of one-eighth inch diameter is drilled in the shaft of the ulna or tibia to act as a fixation point (Fig. 4).

†Vide "*Journal of Bone and Joint Surgery*", pages 288 and 289.

British Number, May, 1953. Vol. 35—B. No. 2

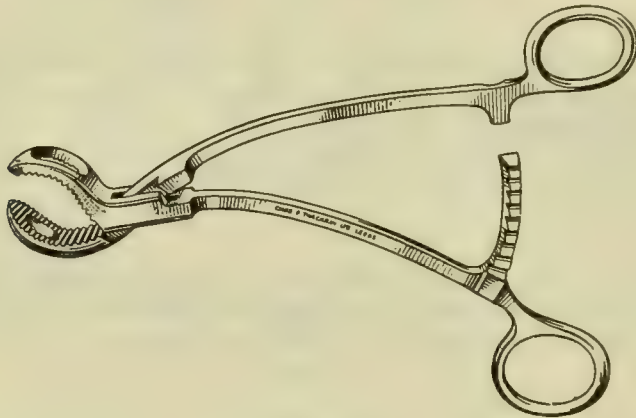
BONE INSTRUMENTS



B2433

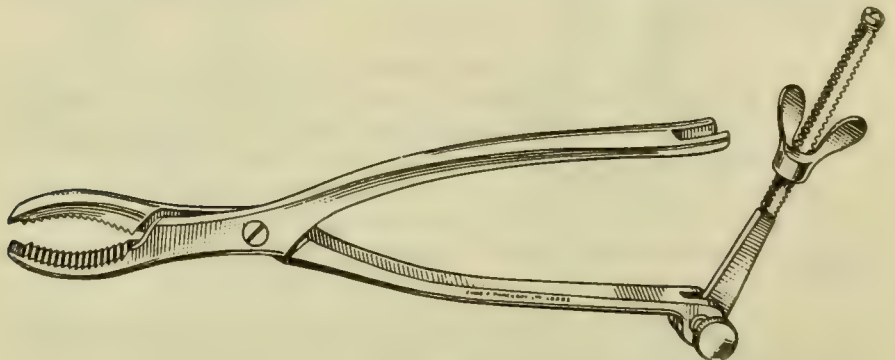
Cat. No.

B2433 SMITH-PETERSEN'S BONE GRAFT FORCEPS, box joint, 7 in., stainless steel each



B2434


B2434 BURNS' BONE-HOLDING FORCEPS, with fenestrated upper jaw, box joint, 7½ in., stainless steel each



B2435

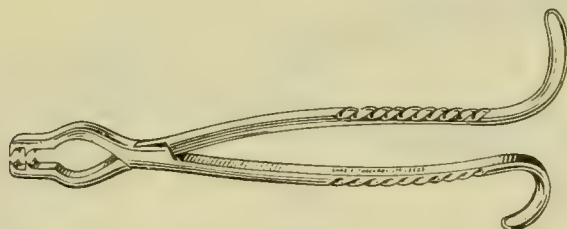
B2435 HEY GROVES' BONE-HOLDING FORCEPS, screw joint, 8 in., stainless steel each
 B2436 Ditto .. 10 in. each
 B2437 Ditto .. 12 in. each

BONE INSTRUMENTS



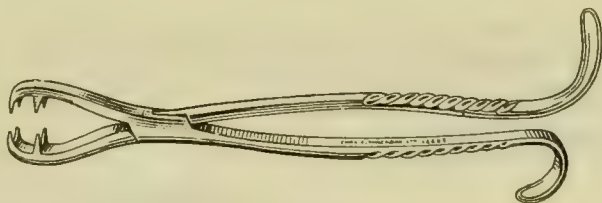
B2438

- Cat. No.
 B2438 LANE'S BONE-HOLDING FORCEPS, box joint, 12½ in., stainless steel, each
 B2439 Ditto .. 17½ in. each



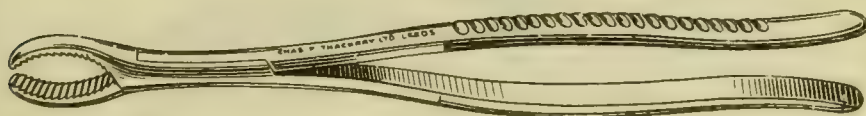
B2440

- B2440 LANE'S BONE-HOLDING FORCEPS, box joint, 12½ in., stainless steel, each
 B2441 Ditto .. 15½ in. each



B2442

- B2442 LANE'S BONE-HOLDING FORCEPS, for patella, box joint, 12½ in., stainless steel each



B2443

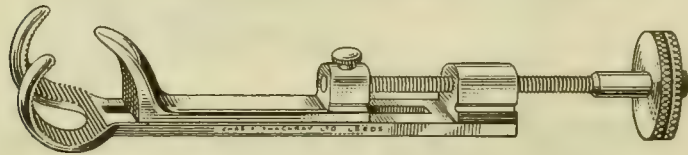
- B2443 "SHEFFIELD" PATTERN BONE-HOLDING FORCEPS, box joint, 9½ in., stainless steel each



B2444

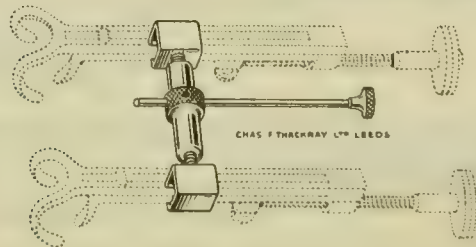
Cat. No.

| | |
|-------|---|
| B2444 | SINCLAIR'S BONE CLAMP, with swivel blade, 13 in., stainless steel, each |
| B2445 | Ditto .. 10 in. each |
| B2446 | Ditto .. 6 in. each |



B2447

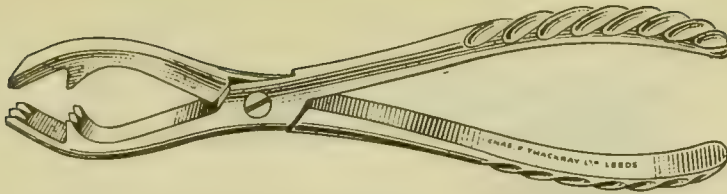
| | |
|-------|---|
| B2447 | LOWMAN'S BONE CLAMP, large size, stainless steel each |
| B2448 | Ditto .. small size each |



B2449

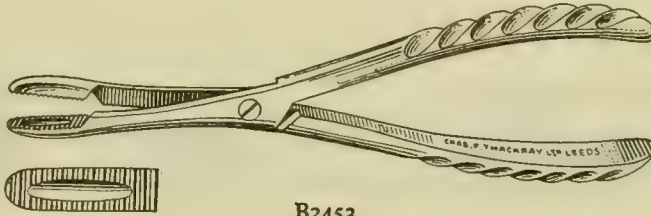
| | |
|-------|---|
| B2449 | GERSTER'S DISTRACTION TURNBUCKLE, for use with Lowman's Bone Clamps, chromium plated each |
|-------|---|

BONE INSTRUMENTS



B2450

| | | | |
|----------|-------|--|------|
| Cat. No. | B2450 | FERGUSSON'S "LION" FORCEPS, screw joint, 6 in., stainless steel, | each |
| | B2451 | Ditto .. 8 in. | each |
| | B2452 | Ditto .. 9 in. | each |

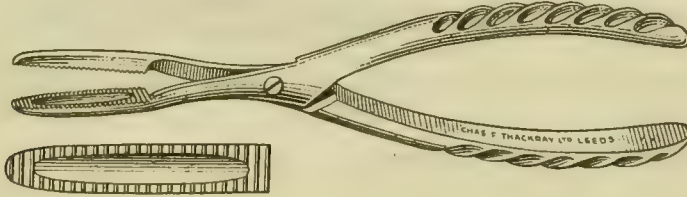


B2453

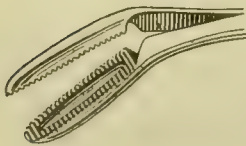


B2454

| | | | |
|-------|--|----|------|
| B2453 | NECROSIS FORCEPS, straight, screw joint, 7½ in., stainless steel | .. | each |
| B2454 | Ditto .. angled laterally | .. | each |



B2455



B2456

| | | | |
|-------|--|----|------|
| B2455 | NECROSIS FORCEPS, with narrow jaws, straight, screw joint, 7¾ in., stainless steel | .. | each |
| B2456 | Ditto .. angled laterally | .. | each |

BONE INSTRUMENTS



B2457

Cat. No.

B2457 BRISTOW'S BONE LEVER (or Raspatory), 9 in., stainless steel .. each



B2458

B2458 CHARNLEY'S BONE LEVER (or Periosteal Elevator), curved blade : $\frac{7}{8}$ in. wide ;
 $8\frac{3}{4}$ in., stainless steel each

This instrument is simple in design, light in weight and of a convenient length.



B2459

B2459 FAGGE'S BONE LEVER (or Raspatory), $10\frac{1}{2}$ in., stainless steel .. each



B2460

B2460 LANE'S BONE LEVER, heavy, 14 in., stainless steel each

BONE INSTRUMENTS



B2461

Cat. No.
B2461 LANE'S BONE LEVER, for children, lightweight, 10½ in., stainless steel, each



B2462

B2462 LANE'S BONE LEVER (or Periosteal Elevator), 12 in., stainless steel, each



B2463

B2463 LANE'S BONE LEVER, for small bones, with serrated blade, ring handle, 10¼ in., stainless steel each



B2464

B2464 LANE'S BONE LEVER (or Periosteal Elevator), 9½ ins., stainless steel, each

BONE INSTRUMENTS



B2465

Cat. No.

B2465 LANE'S (or Trethowan's) BONE LEVER, ring handle, $8\frac{1}{2}$ in., stainless steel, each



B2467

- B2466 VOLKMANN'S RETRACTOR, with sharp five-prong blade : $\frac{7}{8}$ in. wide, 8 in. long, stainless steel each
- B2467 Ditto . . . four-prong blade : $\frac{1}{2}$ in. wide each




B2468

B2468 LANGENBECK'S BONE HOOK, stainless steel, chromium plated handle, each



B2469

B2469 ALLIS' RASPATORY, double-ended, stainless steel, $6\frac{1}{2}$ in., stainless steel, each




B2470

Cat. No.
B2470 DURHAM'S DISSECTOR-RASPATORY, $7\frac{1}{2}$ in., stainless steel .. each




B2471

B2471 DURHAM'S DISSECTOR or RASPATORY, $7\frac{1}{2}$ in., stainless steel .. each



B2472


B2472 MACDONALD'S DISSECTOR, $7\frac{1}{2}$ in., stainless steel .. each



B2473

B2473 FARABEUFS RUGINE, straight blade : $\frac{7}{16}$ in. wide ; 6 in., stainless steel, each
B2474 Ditto .. curved blade .. each

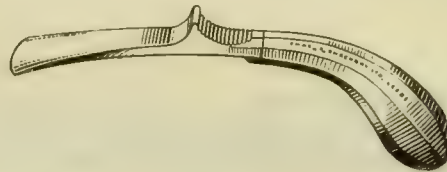
BONE INSTRUMENTS



B2475

Cat. No.

B2475 FARABEUFS RUGINE, with curved narrow blade : $\frac{1}{4}$ in. wide ; 6 in., stainless steel each



B2476

B2476 ROBERT JONES' RUGINE, rounded edge, fan-shaped blade : $\frac{1}{8}$ in. wide, stainless steel, chromium plated handle each



B2477

B2477 ROBINSON'S RASPATORY, 7 in., stainless steel each

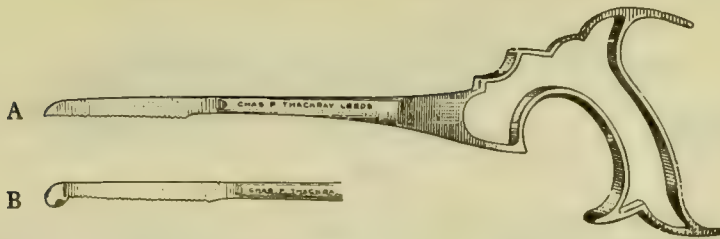


B2478

B2478 ST. THOMAS'S HOSPITAL PATTERN RASPATORY, with pointed end, 7 in., stainless steel each

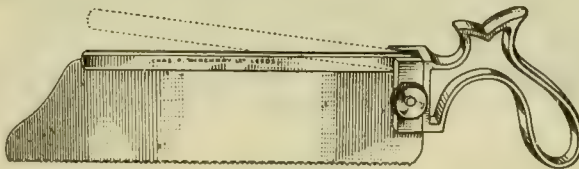
*B2479 Ditto .. with rounded end each

*Not illustrated



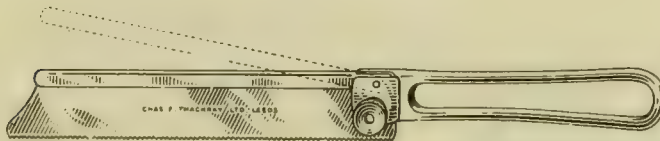
B2480-81

- Cat. No.
- | | | |
|-------|--|------|
| B2480 | ADAMS' OSTEOLOGY SAW, with 1½ in. blade (A), stainless steel, chromium plated handle | each |
| B2481 | ROBERT JONES' OSTEOLOGY SAW, with 2 in. probe-end blade (B), stainless steel, chromium plated handle | each |



B2482

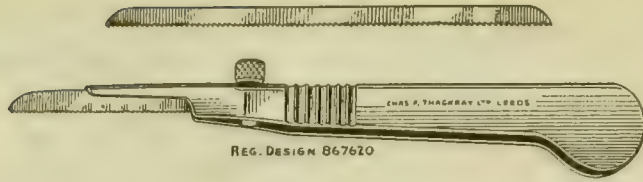
- | | | |
|-------|---|------|
| B2482 | AMPUTATION SAW, 9 in. removable blade, stainless steel, with chromium plated hinged back and handle | each |
|-------|---|------|



B2483

- | | | |
|-------|---|------|
| B2483 | ARMY PATTERN AMPUTATION SAW, 7½ in. removable blade, stainless steel, with chromium plated hinged back and handle | each |
|-------|---|------|

BONE INSTRUMENTS



B2486

Cat. No.

- | | | |
|-------|---|------|
| B2486 | BODENHAM'S SURGICAL SAW, stainless steel handle, complete with one standard steel saw-blade | each |
| B2487 | Spare Blades, standard steel | each |

There has long been a need for a lightweight general-purpose saw for smooth, easy, and accurate cutting of bone or metal. The saw illustrated can cut bone or steel equally well and uses interchangeable miniature hacksaw blades $\frac{1}{4}$ in. wide. These blades cost very little and are available in standard steel.

The handle is of very simple construction, being made of stainless steel sheet pressed to a shape which enables it to be held comfortably in the hand. The length of exposed saw can be easily adjusted by means of the milled-head screw, which clamps the saw-blade in position. The blade being reversible, the teeth can be faced to cut on either forward or backward strokes.

The saw was evolved for the accurate shaping and morticing of bone grafts in plastic surgery, where it has been well tried. It should find a wider field of usefulness in other types of bone surgery, since the blade is always sharp and is not blunted by cutting bone or steel. No special sterilizing precautions are necessary.

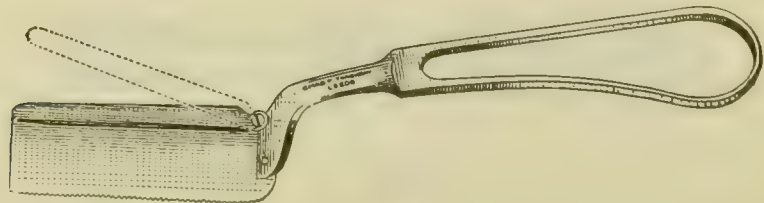
The saw is made by Chas. F. Thackray Ltd., 10 Park Street, Leeds 1.

Vide "A New Surgical Saw" by D. C. Bodenham, "The Lancet", December 20th, 1952, page 1208. (Reprinted by kind permission of the Editor of "The Lancet.")



B2489

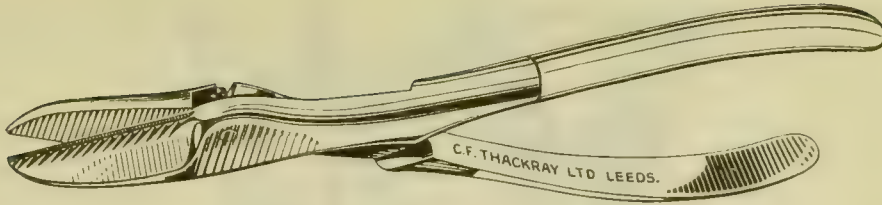
- | | |
|-------|--|
| B2489 | LARRY'S "KEYHOLE" FINGER SAW, 4 in. blade, solid stainless steel, each |
|-------|--|



B2490

- | | | |
|-------|--|------|
| B2490 | WOOD'S JAW SAW, stainless steel, with chromium plated hinged back and handle, two sizes of blade : $1\frac{3}{4}$ in. and $2\frac{1}{4}$ in. | each |
|-------|--|------|

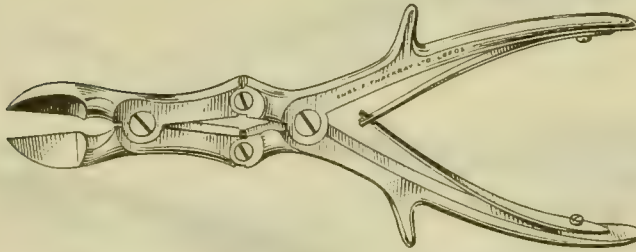
BONE INSTRUMENTS



B2491

Cat. No.

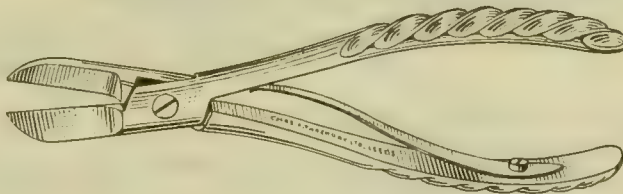
B2491 BAYOUMI'S BONE-CUTTING FORCEPS, straight, now fitted with spring, take-apart joint, 9 $\frac{3}{4}$ in., stainless steel each
The lower blade is serrated to prevent slipping.



B2492

B2492 HORSLEY'S BONE-CUTTING FORCEPS, straight, with double spring, multiple-action joints, 10 $\frac{1}{2}$ in., stainless steel each

B2493 Ditto .. curved-on-flat each



B2495

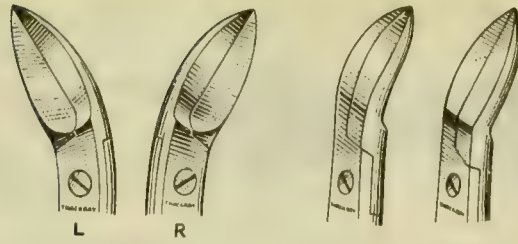
B2494 LISTON'S BONE-CUTTING FORCEPS, straight, with spring, screw joint, 6 in., stainless steel each

B2495 Ditto .. 7 in. each

B2496 Ditto .. 8 in. each

B2497 Ditto .. 9 in. each

BONE INSTRUMENTS




B2498-9

B2500
B2501

B2502
B2503

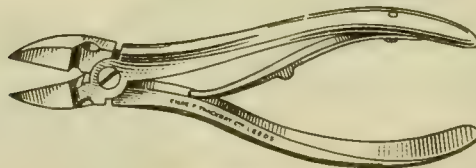
Cat. No.

| | | | | | | | | |
|-------|---|----|----|----|----|----|----|------|
| B2498 | LISTON'S BONE-CUTTING FORCEPS, angled-to-right or left side (<i>please state</i>), with spring, screw joint, 8 in., stainless steel | .. | .. | .. | .. | .. | .. | each |
| B2499 | Ditto .. 9 in., angled-to-left or right side (<i>please state</i>) | .. | .. | .. | .. | .. | .. | each |
| B2500 | Ditto .. curved-on-flat, 8 in. | .. | .. | .. | .. | .. | .. | each |
| B2501 | Ditto .. 9 in. | .. | .. | .. | .. | .. | .. | each |
| B2502 | Ditto .. angled-on-flat, 8 in. | .. | .. | .. | .. | .. | .. | each |
| B2503 | Ditto .. 9 in. | .. | .. | .. | .. | .. | .. | each |



B2504


B2504 McINDOE'S BONE-CUTTING FORCEPS, for small bones, angled-on-flat, with double spring, multiple-action joints, 7½ in., stainless steel each
Particularly useful in surgery of the fingers and toes.



B2505

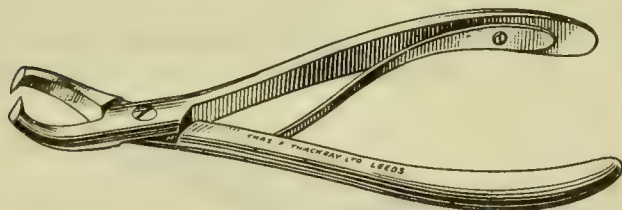
B2505 PATON'S BONE-CUTTING FORCEPS, for small bones, with spring and off-set blades, circular joint, 5½ in., stainless steel each
Particularly useful in surgery of the fingers and toes.

BONE INSTRUMENTS



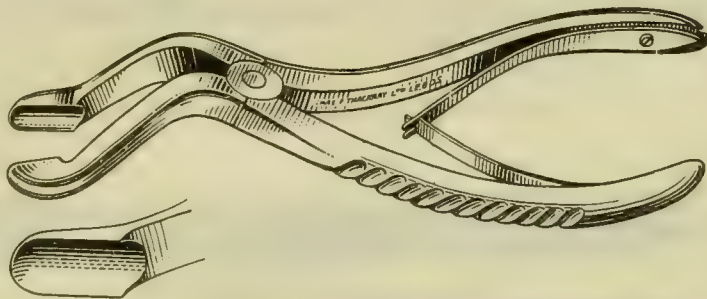
B2506

Cat. No.
B2506 STAMM'S BONE-CUTTING FORCEPS, with spring and light off-set blades,
circular joint, 6 in., stainless steel each
For base of phalanx, in arthrodesis of the toe.



B2507

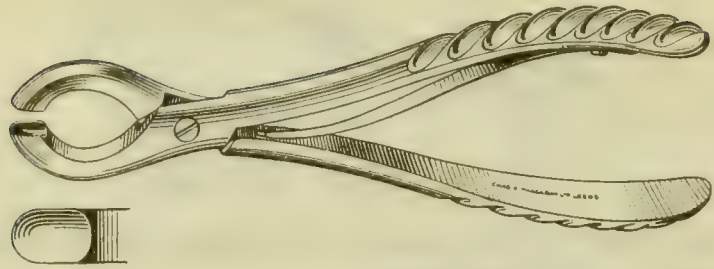
B2507 STAMM'S BONE-CUTTING FORCEPS, with spring and end cutting blades,
screw joint, 7¼ in., stainless steel each
For head of phalanx, in arthrodesis of the toe.
Stamm's Osteotomes : Fig. 2549.



B2508

B2508 BROOMHEAD'S (modified Jansen's) GOUGE FORCEPS, double curved,
with double spring, circular joint, stainless steel
*These forceps are heavier than the original Jansen's and
are useful in surgery of the hip.*

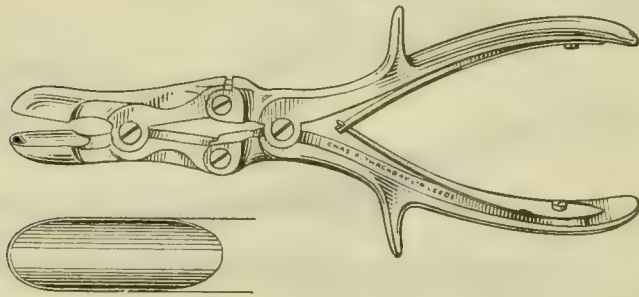
BONE INSTRUMENTS



B2509

Cat. No.

B2509 FERGUSSON'S GOUGE FORCEPS, straight, with spring, screw joint, $7\frac{1}{2}$ in., stainless steel each




B2510

B2510 VAN HAVRE'S GOUGE FORCEPS, straight, with double spring, multiple-action joints, $9\frac{1}{2}$ in., stainless steel each

B2511 Ditto .. curved-on-flat each

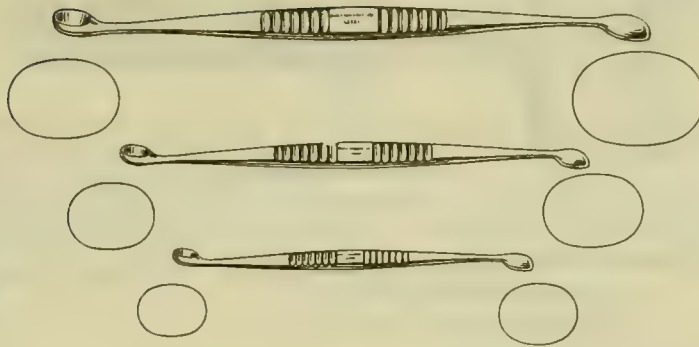
Gouge Forceps : see also pages V554-V556.



B2512-3

B2512 BONE FILE, hard steel blade, convex on one side and flat on the other (A), chromium plated handle each

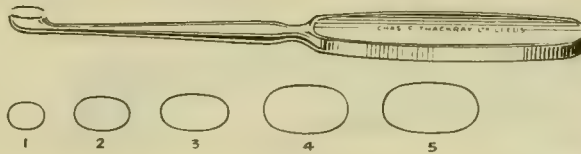
B2513 Ditto .. cylindrical blade (B) each



B2514

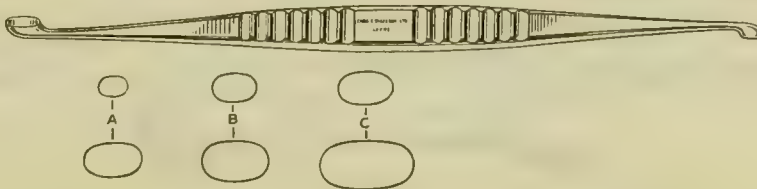
Cat. No.

B2514 BOYD'S SCOOP, double-ended, stainless steel, three lengths : 6 in., 8 in. and 10 in., each with a different size scoop at each end each



B2515

B2515 VOLKMANN'S SCOOP, stainless steel, 6½ in., five sizes : 1, 2, 3, 4 and 5, each



B2516

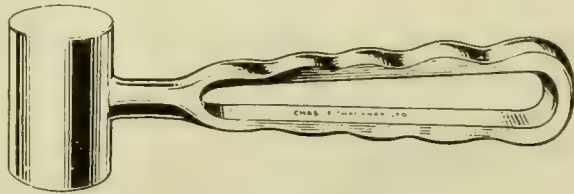
B2516 VOLKMANN'S SCOOP, double-ended, 8½ in., stainless steel, three models : A, B and C, each with a different size scoop at each end each

BONE INSTRUMENTS



B2517

| | | | | | | |
|----------|--|----|----|----|----|------|
| Cat. No. | | | | | | |
| B2517 | MALLET, boxwood, $\frac{1}{2}$ lb., diameter of head: $1\frac{7}{8}$ in. | .. | .. | .. | .. | each |
| B2518 | Ditto .. 1 lb., diameter of head: $2\frac{1}{4}$ in. | .. | .. | .. | .. | each |
| B2519 | Ditto .. 2 lb., diameter of head: $2\frac{3}{4}$ in. | .. | .. | .. | .. | each |



B2520

| | | | | | | |
|-------|--|----|----|----|----|------|
| B2520 | HEATH'S MALLET, solid copper, 18 oz., diameter of head: $1\frac{3}{8}$ in., silver plated, | | | | | each |
| B2521 | Ditto .. 28 oz., diameter of head: $1\frac{3}{4}$ in. | .. | .. | .. | .. | each |



B2522

| | | | | | | |
|-------|--|----|----|----|----|------|
| B2522 | MALLET, solid stainless steel, $\frac{3}{4}$ lb., diameter of head: $1\frac{3}{8}$ in. | .. | .. | .. | .. | each |
|-------|--|----|----|----|----|------|

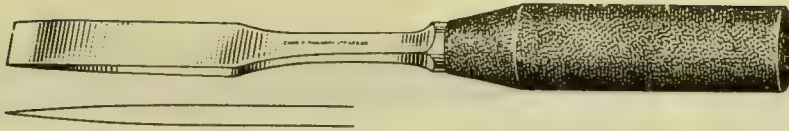


B2523

| | | | | | | |
|-------|--|--|--|--|--|--|
| B2523 | MALLET, small, with tapered head of solid copper, chromium plated handle, each | | | | | |
|-------|--|--|--|--|--|--|

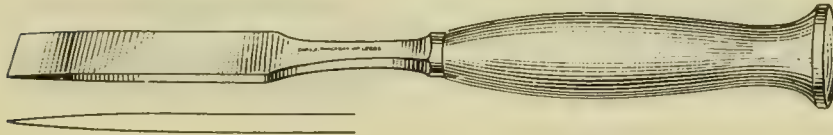
Particularly useful for small osteotomes, chisels and gouges.

BONE INSTRUMENTS



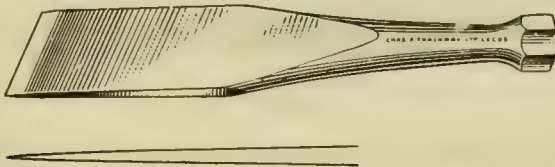
B2524

- Cat. No. B2524 OSTEOTOME, †stainless steel blade, plasticised fabric handle, 9 in., five sizes:
 $\frac{3}{8}$ in., $\frac{1}{2}$ in., $\frac{3}{4}$ in., 1 in. and $1\frac{1}{4}$ in. wide each
 B2525 Ditto .. tungsten steel blade, plated each
The handle is composed of fabric plasticised to form a hard material. The usual forms of sterilizing can be used: boiling, autoclaving or immersion in solution, without effect on the material. It will not chip under blows from mallet or hammer. Light in weight, it provides a balance similar to that of a carpenter's wood chisel.




B2526

- B2526 OSTEOTOME, †stainless steel blade, shaped duralumin handle, $9\frac{1}{2}$ in., five sizes:
 $\frac{3}{8}$ in., $\frac{1}{2}$ in., $\frac{3}{4}$ in., 1 in. and $1\frac{1}{4}$ in. wide each
 B2527 Ditto .. tungsten steel blade, plated each



B2528

- B2528 ALBEE'S OSTEOTOME, †stainless steel, $6\frac{1}{4}$ in., four sizes: $\frac{3}{4}$ in., 1 in., $1\frac{1}{4}$ in. and $1\frac{1}{2}$ in. wide each
 B2529 Ditto .. tungsten steel plated each




B2530

- B2530 BRISTOW'S OSTEOTOME, †stainless steel, 10 in., five sizes: $\frac{3}{8}$ in., $\frac{1}{2}$ in., $\frac{3}{4}$ in., 1 in. and $1\frac{1}{4}$ in. wide each
 B2531 Ditto .. tungsten steel plated each

†Correct grade for edge instruments.

BONE INSTRUMENTS



B2532


Cat. No.

| | | |
|-------|--|------|
| B2532 | McMURRAY'S OSTEOTOME, flat, †stainless steel, 10 in., three sizes: ½ in., ¾ in. and 1 in. wide | each |
| B2533 | Ditto .. tungsten steel plated | each |



B2534

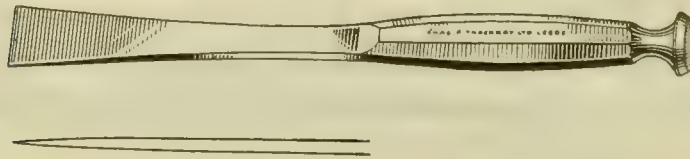
| | | |
|-------|--|------|
| B2534 | BUCK'S OSTEOTOME, †stainless steel blade, large duralumin handle, 9¼ in., five sizes: ¾ in., 1 in., 1¼ in., 1½ in. and 1¾ in. wide | each |
| B2535 | Ditto .. tungsten steel blade, plated | each |



B2536

| | | |
|-------|---|------|
| B2536 | FRENCH PATTERN OSTEOTOME, †stainless steel, 5¾ in., four sizes: 5 mm., 7 mm., 9 mm. and 11 mm. wide | each |
|-------|---|------|

Particularly useful in surgery of fingers and toes.

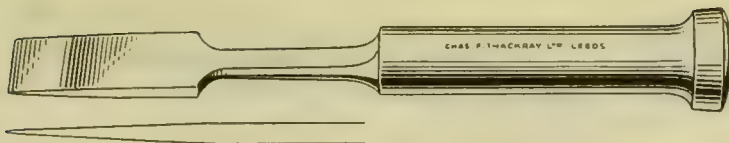


B2537

| | | |
|-------|---|------|
| B2537 | HIBBS' OSTEOTOME, lightweight, †stainless steel, 7½ in., five sizes: ¾ in., 1 in., 1¼ in. and 1½ in. wide | each |
| B2538 | Ditto .. tungsten steel blade, plated | each |

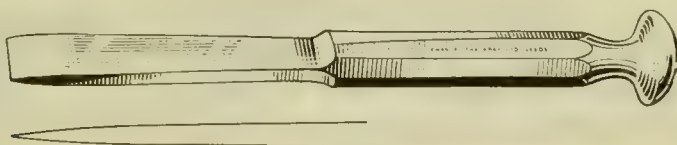
†Correct grade for edge instruments.

BONE INSTRUMENTS



B2539

- Cat. No. B2539 WHITCHURCH HOWELL'S OSTEOTOME, †stainless steel, 8 in., three sizes:
 $\frac{1}{2}$ in., 1 in. and $1\frac{1}{2}$ in. wide each
 B2540 Ditto .. tungsten steel plated each



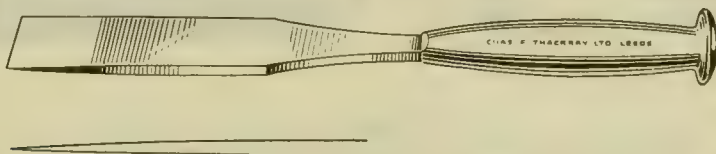
B2541

- B2541 MACEWEN'S OSTEOTOME, †stainless steel, $7\frac{1}{2}$ in., five sizes: $\frac{3}{8}$ in., $\frac{1}{2}$ in.,
 $\frac{3}{4}$ in., 1 in. and $1\frac{1}{4}$ in. wide each
 B2542 Ditto .. tungsten steel plated each



B2543

- B2543 PLATT'S OSTEOTOME, curved, †stainless steel, $7\frac{1}{2}$ in., four sizes: $\frac{3}{8}$ in., $\frac{1}{2}$ in.,
 $\frac{3}{4}$ in. and 1 in. wide each
 B2544 Ditto .. tungsten steel plated each

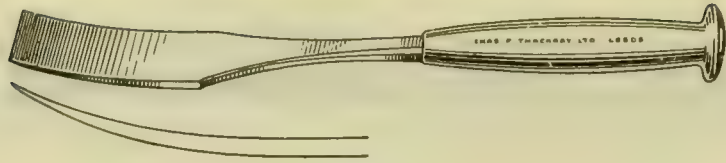


B2545

- B2545 SMITH-PETERSEN'S OSTEOTOME, straight, †stainless steel, 8 in., five
 sizes: $\frac{3}{8}$ in., $\frac{1}{2}$ in., $\frac{3}{4}$ in., 1 in. and $1\frac{1}{4}$ in. wide each
 B2546 Ditto .. tungsten steel plated each


†Correct grade for edge instruments.

BONE INSTRUMENTS



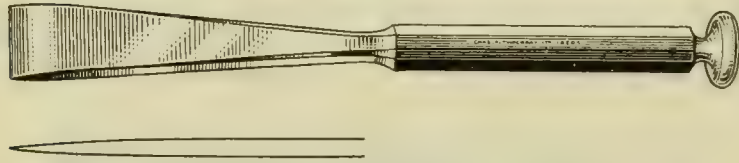
B2547

- Cat. No.
 B2547 SMITH-PETERSEN'S OSTEOTOME, curved, †stainless steel, 8 in., two sizes:
 $\frac{1}{2}$ in. and $\frac{3}{4}$ in. wide each
 B2548 Ditto .. tungsten steel plated each



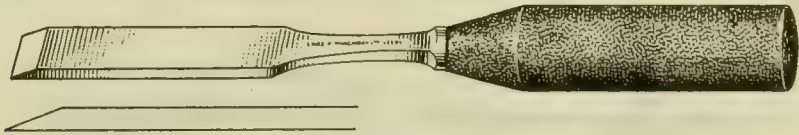
B2549

- B2549 STAMM'S OSTEOTOME, †stainless steel, 4 $\frac{3}{4}$ in., two sizes: $\frac{3}{16}$ in. and $\frac{1}{4}$ in. wide,
 each
Designed for use in arthrodesis of the toe.



B2550

- B2550 SWEDISH PATTERN OSTEOTOME, †stainless steel, 8 in., five sizes: $\frac{3}{8}$ in.,
 $\frac{1}{2}$ in., $\frac{3}{4}$ in., 1 in. and 1 $\frac{1}{4}$ in. wide each
 B2551 Ditto .. tungsten steel plated each

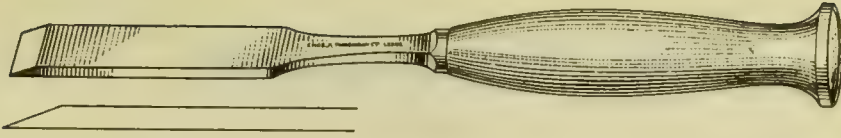


B2552

- B2552 CHISEL, †stainless steel blade, plasticised fabric handle, 9 in., five sizes: $\frac{3}{8}$ in.,
 $\frac{1}{2}$ in., $\frac{3}{4}$ in., 1 in. and 1 $\frac{1}{4}$ in. wide each
 B2553 Ditto .. tungsten steel blade, plated each

The handle is composed of fabric plasticised to form a hard material. The usual forms of sterilizing can be used: boiling, autoclaving or immersion in solution, without effect on the material. It will not chip under blows from mallet or hammer. Light in weight, it provides a balance similar to that of a carpenter's wood chisel.

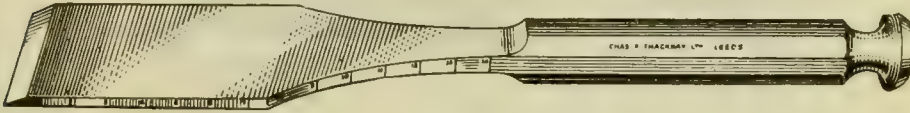
†Correct grade for edge instruments.



B2554

Cat. No.

- B2554 CHISEL, †stainless steel blade, shaped duralumin handle, 9½ in., five sizes: ⅜ in., ½ in., ¾ in., 1 in. and 1¼ in. wide each
- B2555 Ditto .. tungsten steel blade, plated each



B2556

- B2556 BRITTAİN'S ARTHRODESIS CHISEL, graduated blade, †stainless steel, 10¼ in., one size: 1½ in. wide each
- B2557 Ditto .. tungsten steel plated each



B2558

- B2558 McMURRAY'S CHISEL, flat, †stainless steel, 10 in., three sizes: ½ in., ¾ in. and 1 in. wide each
- B2559 Ditto .. tungsten steel plated each



B2560

- B2560 HAHN'S CHISEL, †stainless steel, 7 in., three sizes: ⅜ in., ½ in. and ¾ in. wide, each
- B2561 Ditto .. tungsten steel plated each

†Correct grade for edge instruments.

BONE INSTRUMENTS

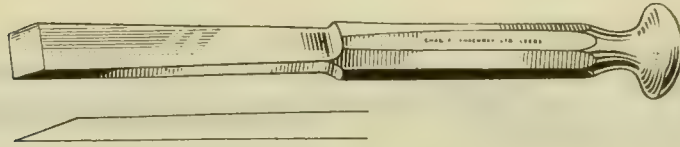


B2562

Cat. No.

B2562 JENKINS' CHISEL, †stainless steel, $5\frac{1}{2}$ in., six sizes: 2 mm., 4 mm., 6 mm., 8 mm., 10 mm. and 12 mm. wide each

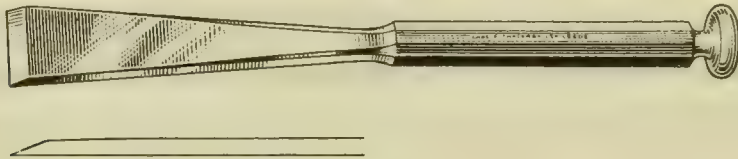
Particularly useful in surgery of fingers and toes.



B2563

B2563 MACEWEN'S CHISEL, †stainless steel, $7\frac{1}{2}$ in., five sizes: $\frac{3}{8}$ in., $\frac{1}{2}$ in., $\frac{3}{4}$ in., 1 in. and $1\frac{1}{4}$ in. wide each

B2564 Ditto .. tungsten steel plated each



B2565

B2565 SWEDISH PATTERN CHISEL, †stainless steel, 8 in., five sizes: $\frac{3}{8}$ in., $\frac{1}{2}$ in., $\frac{3}{4}$ in., 1 in. and $1\frac{1}{4}$ in. wide each


B2566 Ditto .. tungsten steel plated each



B2567

B2567 ALEXANDER'S GOUGE, slender, †stainless steel, $6\frac{1}{2}$ in., six sizes: 4 mm., 6 mm., 8 mm., 10 mm., 12 mm. and 14 mm. wide each

†Correct grade for edge instruments.



B2568

Cat. No.

B2568 JENKINS' GOUGE, †stainless steel, 5½ in., five sizes: 3 mm., 4 mm., 6 mm., 8 mm. and 10 mm. wide each



B2569

B2569 ROBERT JONES' ARTHRODESIS GOUGE, †stainless steel, 7 in., four sizes: ⅝ in., ⅞ in., 1 in. and 1½ in. wide each
 B2570 Ditto .. tungsten steel plated each



B2571

B2571 ST. THOMAS'S HOSPITAL PATTERN GOUGE, †stainless steel, 7 in., five sizes: ¼ in., ⅜ in., ⅞ in., ½ in. and ¾ in. wide each
 B2572 Ditto .. tungsten steel plated each




B2573

B2573 SWEDISH PATTERN GOUGE, †stainless steel, 8 in., four sizes: ⅜ in., ½ in., ¾ in. and 1 in. wide each
 B2574 Ditto .. tungsten steel plated each

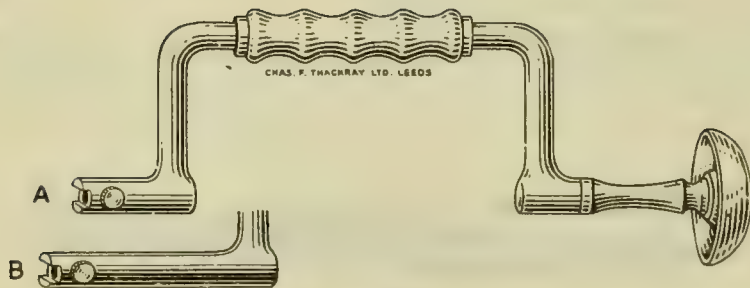
†Correct grade for edge instruments.

BONE INSTRUMENTS

SURGERY OF THE HIP



ARTHROPLASTY MOULDS *IN SITU*



B2575-6

Cat. No.

- B2575 HUDSON'S BRACE, with shaft (A), for use with Broomhead's femoral head reamers, stainless each
- B2576 Ditto .. with long shaft (B) for use with Broomhead's acetabulum reamers, stainless each

BONE INSTRUMENTS

SURGERY OF THE HIP

BROOMHEAD'S IMPROVED SMITH-PETERSEN'S REAMERS, for femoral head and acetabulum, to fit Hudson's Brace.


The left-hand spiral cutting teeth automatically eject bony fragments.

In the following sizes, which bear accurate relation to standard hip moulds:

| REAMER DIAMETERS: | FEMUR HEAD | ACETABULUM | HIP MOULDS |
|-------------------|------------|------------|------------|
| Size 1 | 1.390 in. | 1.872 | 1S 1M 1L |
| Size 2 | 1.570 in. | 2.060 in. | 2S 2M 2L |
| Size 3 | 1.750 in. | 2.332 in. | 3S 3M 3L |



B2577



B2578

Cat. No.

B2577 CONCENTRIC REAMER (A) for shaping the acetabulum, stainless steel, three sizes: 1, 2 and 3 each


For use with brace.

B2578 CONCENTRIC ROUGHING REAMER (B) for initial shaping of the femoral head, stainless steel, three sizes: 1, 2 and 3 each


For use with brace.



*Left-hand
Spiral
Cutting Teeth*



B2579



B2580

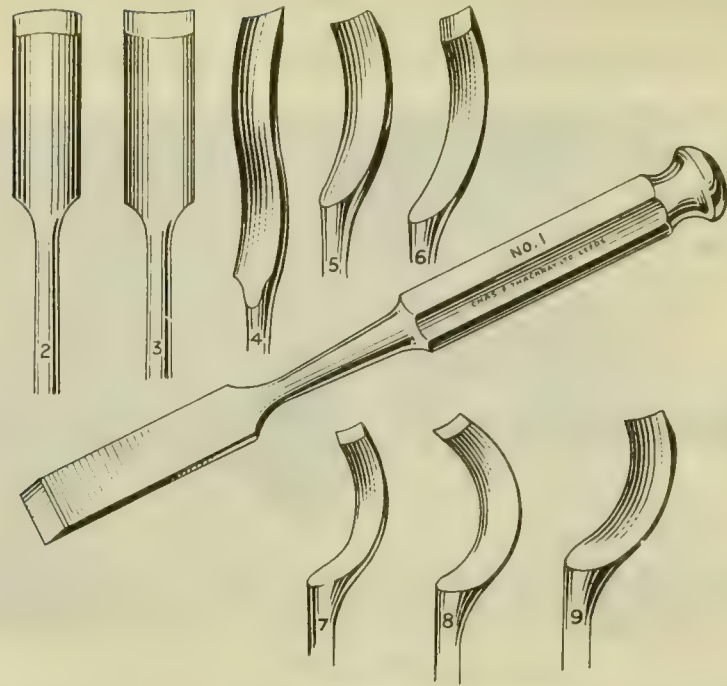
B2579 CONCENTRIC FINISHING REAMER (C) for final shaping of the femoral head, stainless steel, three sizes: 1, 2 and 3 each

For use with brace.

B2580 ECCENTRIC REAMER (D), with handle, for shaping the femoral head, stainless steel, three sizes: 1, 2 and 3 each

BONE INSTRUMENTS

SURGERY OF THE HIP



B2581-2

Cat. No.

BROOMHEAD'S CHISELS and GOUGES for mould arthroplasty:

| | | | | |
|-------|--|----|-------|------------|
| B2581 | Chisels, Nos. 1 to 3, †stainless steel, two sizes: large and small | .. | .. | each |
| B2582 | Gouges, Nos. 4 to 9, †stainless steel | .. | Ditto | each |
| B2583 | Chisels, Nos. 1 to 3, tungsten steel plated | .. | Ditto | each |
| B2584 | Gouges, Nos. 4 to 9, tungsten steel plated | .. | Ditto | each |

For ■ mould arthroplasty a special set of nine has been devised. They are of various shapes, numbered 1 to 9, and are made in two sizes: large and small. The larger ones are $\frac{3}{4}$ in. wide, $8\frac{1}{2}$ in. long (except two shapes, Nos. 6 and 7, which are $\frac{1}{2}$ in.) and the smaller size $\frac{1}{2}$ in. wide, 7 in. long.

Nos. 1 to 3 are straight, but Nos. 2 and 3 are curved in transverse section, No. 2 being bevelled on the outer surface of the curve and No. 3 on the inner surface.

Nos. 1 and 3 are used for clearing the head of the femur; No. 2 is used for beginning osteotomy of the acetabulum.

No. 4 is a reverse gouge which is very useful for removing the posterior lip of the acetabulum.

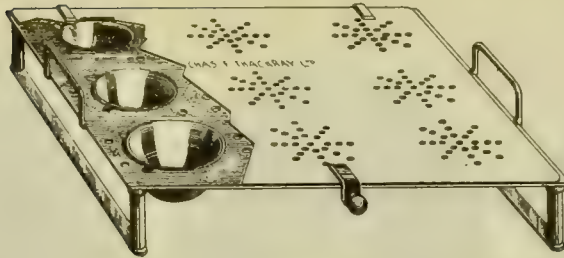
Nos. 5 and 9 are used for trimming the excess of bone from the postero-inferior quadrant of the head of the femur after the major part of the head has been reshaped by the concentric reamer.

Nos. 6, 7 and 8 are for gouging out the acetabulum, No. 6 being used as a starter, while Nos. 7 and 8 are curved to correspond with the shape of the mould. When the floor of the acetabulum has been removed, the part that is left corresponds with the outline of the mould and makes reaming by the male concentric reamer easier and more satisfactory.

†Correct grade for edge instruments.

BONE INSTRUMENTS

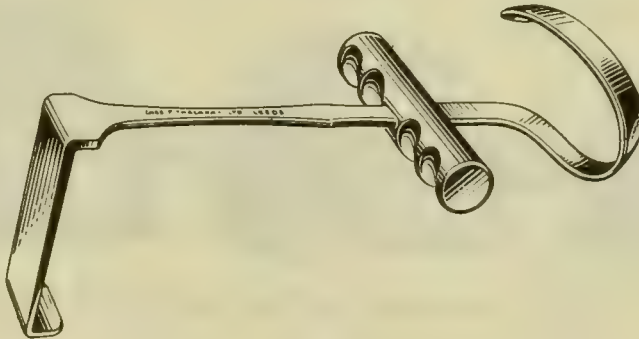
SURGERY OF THE HIP



B2585

Cat. No.

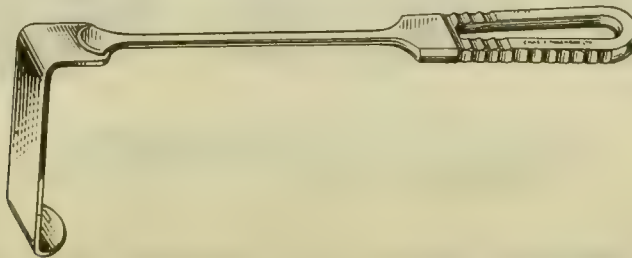
B2585 BROOMHEAD'S STERILIZER TRAY, chromium plated, to hold a set of nine hip moulds each



B2586

B2586 BROOMHEAD'S PSOAS RETRACTOR, fitted with hand grip and wrist support, stainless steel, two sizes of blade: $3\frac{1}{8}$ in. deep by $1\frac{1}{8}$ in. wide, and $2\frac{3}{4}$ in. deep by $\frac{7}{8}$ in. wide each

This retractor has been specially designed to enable an assistant to retract the psoas and abdominal muscles for long periods without fatigue.



B2587

B2587 BROOMHEAD'S PSOAS RETRACTOR, with simple handle, stainless steel, two sizes of blade: $3\frac{1}{8}$ in. deep by $1\frac{1}{8}$ in. wide, and $2\frac{3}{4}$ in. deep by $\frac{7}{8}$ in. wide, each

BONE INSTRUMENTS

SURGERY OF THE HIP



B2588

Cat. No.


- B2588 * SMITH-PETERSEN'S HIP MOULDS, for hip arthroplasty, †Vitalium, nine styles:
 1S, 2S, 3S; 1M, 2M, 3M; 1L, 2L, 3L each
- †B2588A Ditto .. stainless steel each

†An alloy, approximately: cobalt 65%, chromium 30% and molybdenum 5%.

†Made of Austenitic Stainless Steel, British Standard Specification EN58J.

BONE INSTRUMENTS

SURGERY OF THE HIP



B2589

- | | | | | | | |
|----------|--|----|----|----|----|------|
| Lat. No. | | | | | | |
| B2589 | SMITH-PETERSEN'S ARTHROPLASTY GOUGE, with off-set handle, | | | | | |
| | †stainless steel, two sizes: $\frac{7}{8}$ in. and $1\frac{1}{2}$ in. width of blade | .. | .. | .. | .. | each |
| B2590 | Ditto .. tungsten steel plated | .. | .. | .. | .. | each |



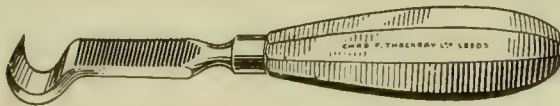
B2591

- | | | | | | | |
|-------|---|----|----|----|----|------|
| B2591 | SMITH-PETERSEN'S HIP RETRACTOR, stainless steel | .. | .. | .. | .. | each |
|-------|---|----|----|----|----|------|



B2592

- | | | | | | | | |
|-------|--|----|----|----|----|----|------|
| B2592 | OLLERENSHAW'S (modified Murphy's) "SKID" with $3\frac{1}{2}$ in. scoop, 13 in. stainless steel | .. | .. | .. | .. | .. | each |
|-------|--|----|----|----|----|----|------|



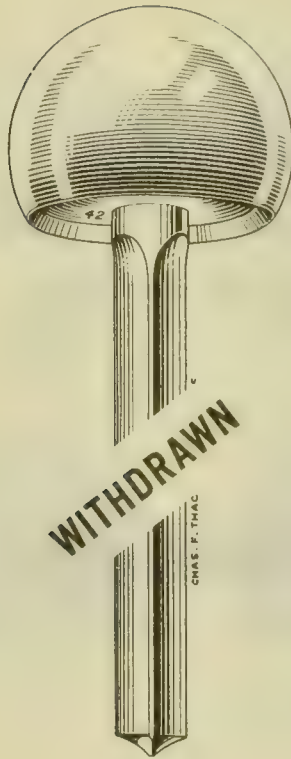
B2593

- | | | | | | | | |
|-------|--|----|----|----|----|----|------|
| B2593 | JACKSON CLARKE'S ACETABULUM RASPATORY, stainless steel, chromium plated handle | .. | .. | .. | .. | .. | each |
|-------|--|----|----|----|----|----|------|

†Correct grade for edge instruments.

BONE INSTRUMENTS

SURGERY OF THE HIP



B2594



B2597

Cat. No.

B2594 MacGOWAN'S FEMUR HEAD, machined from single piece of †stainless steel, sizes to order: see Fig B2598. Diameter of stem 13 mm. (.50 in.) .. each

*The head forms two-thirds of a sphere and has a flat base.
Vide "The Lancet", September 1st, 1951, page 387.*

*B2595 Ditto .. but with base recessed as Judet's Acrylic Femur Head, sizes to order: see Fig. B2598 .. each

*B2596 Ditto .. but with base recessed as Merle D'Aubigné's Acrylic Femur Head, sizes to order: see Fig. B2598 .. each

B2597 MODIFIED MacGOWAN'S FEMUR HEAD, machined from a single piece of †stainless steel, sizes to order: see Fig. B2598 .. each

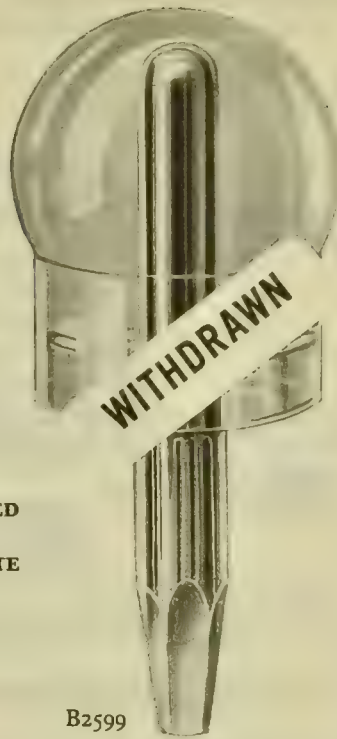
Model B2597 has been devised for use in those cases where a broken acrylic prosthesis is to be replaced by a stainless steel one. The base is recessed, the stem triangular in section and $\frac{5}{8}$ in. diameter: this enables the fins to bite into the outer margin of the existing hole in the femoral neck.

†Made of Austenitic Stainless Steel, British Standard Specification EN58J.

*Not illustrated



B2598



B2599

MADE OF
NON-PLASTICISED
METHYL-
METHACRYLATE

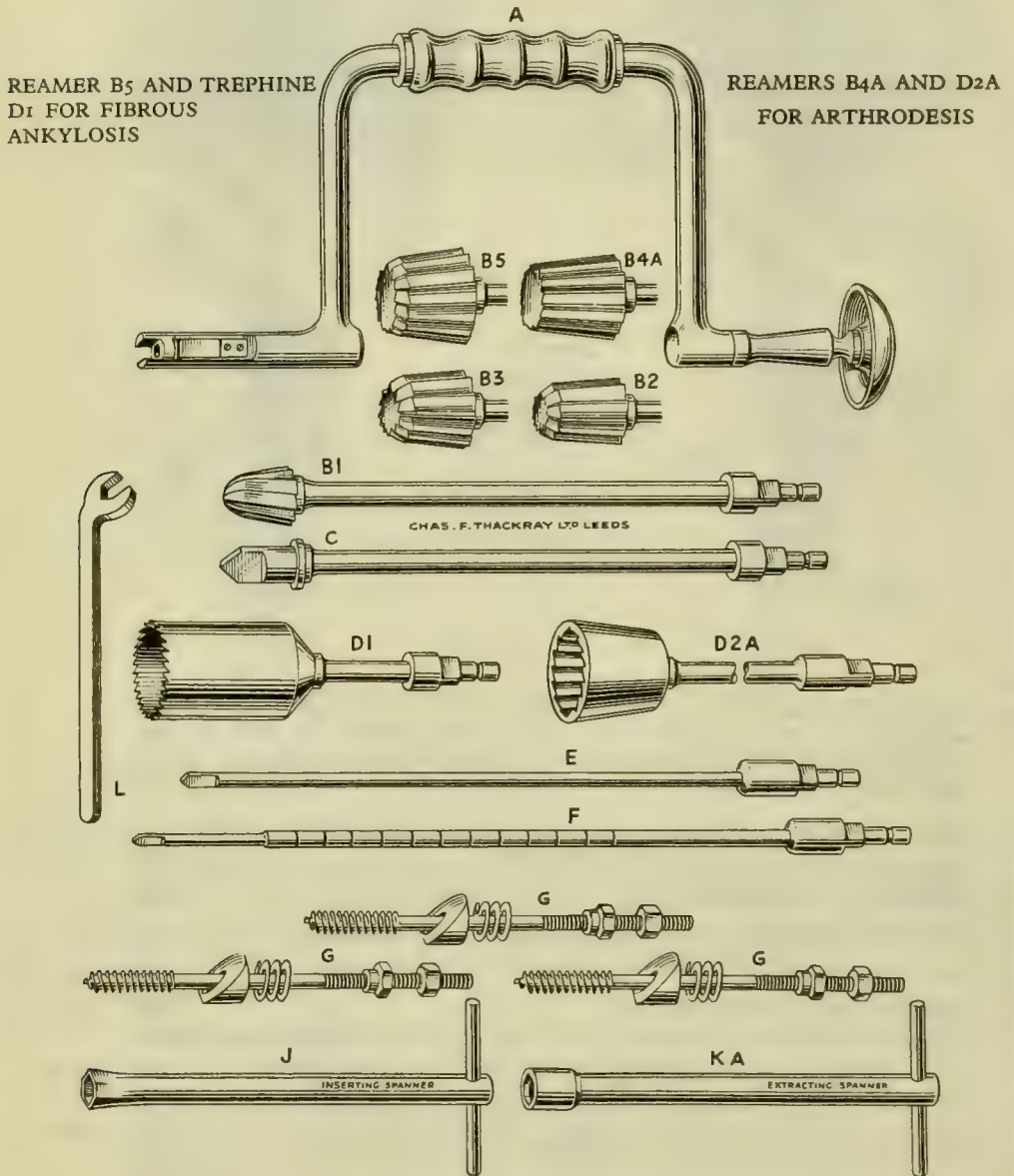
- Cat. No.
- B2598 MERLE D'AUBIGNÉ'S modified JUDET'S ACRYLIC FEMUR HEAD, with rounded recess and a stainless steel insert in stem, diameter of stem: 14 mm. (.550 in.), eighteen sizes, i.e. six diameters of head: 41, 43, 45, 47, 49 and 51 mm., each diameter in three lengths of stem: 6, 7 and 8 cm. each
- B2599 Ditto . . . with neck extensions: 1 cm. neck extension, stem lengths 5, 6 and 7 cm.; 2 cm. neck extension, stem lengths 5 and 6 cm. each
- *B2600 JUDET'S AUGER, stainless steel each
- *B2601 JUDET'S PERFORATOR or DRILL, with a stepped graduation of diameter from 11 to 13 mm. stainless steel each
- *B2602 JUDET'S REAMER, nickel plated each
- *B2603 MERLE D'AUBIGNÉ'S REAMER, two sizes, with multiple blades, nickel plated: No. 1 for heads 41, 43 and 45 mm.; No. 2 for heads 47, 49 and 51 mm. each
- *B2604 JUDET'S FEMUR NECK RETRACTOR, stainless steel, used in pairs, per pair
- *B2605 ACETABULUM REAMER, Broomhead's, fig B2577, page B479 each
- *B2605A Brace, for use with above, Broomhead's, fig. B2576, page B478 each
- *B2606 JUDET'S IMPACTOR, aluminium each

NOTE.—Original Judet's Type Heads supplied on request
*Not illustrated

BONE INSTRUMENTS

SURGERY OF THE HIP

CHARNLEY'S INSTRUMENTS FOR CENTRAL DISLOCATION STABILISATION AND COMPRESSION ARTHRODESIS OF THE HIP



B2607A

CHARNLEY'S HIP ARTHRODESIS SET

For Description see pages B487-9

SURGERY OF THE HIP

CHARNLEY'S INSTRUMENTS FOR CENTRAL DISLOCATION STABILISATION AND COMPRESSION ARTHRODESIS OF THE HIP, Cat. No. B2607A-B2611A.

This set of instruments has been modified by certain additions and deletions as recommended by Mr. John Charnley. The complete set now comprises the following items:

STARTING DRILL (C), for boring a hole $\frac{5}{8}$ in. diameter in the floor of the acetabulum, stainless steel.

REAMER (B1) for enlarging hole bored by starting drill, stainless steel.

Ditto .. (B2) to enlarge hole bored by B1, stainless steel.

Ditto .. (B3) to enlarge hole bored by B2, stainless steel.

†Ditto .. (B4A) to enlarge hole bored by B3, stainless steel.

Ditto .. (B5) to enlarge hole bored by B4, stainless steel.

Reamers B2-B5 are blunt at end and so cannot damage the soft contents of the interior of the pelvis; their cutting sides are tapered to prevent accidental over-penetration into the pelvic cavity.

TREPINE (D1), for shaping the femoral head to form a cylinder to pass into the hole made in the floor of the acetabulum, stainless steel.

†TREPINE (D2A), tapering, for shaping the femoral head to form a cone to correspond with hole made in the floor of the acetabulum by flat-topped reamer B4A, stainless steel.

†CLEARANCE DRILL (E) $\frac{1}{4}$ in. head, for boring a hole through the trochanters, stainless steel.

TAPPING DRILL (F) $\frac{5}{32}$ in. head, with "stop" shoulder, stem with $\frac{1}{2}$ in. graduations, for boring a hole in the ilium to take compression screw, stainless steel.

†COMPRESSION SCREW UNITS (G), three, new improved pattern each consisting of $6\frac{1}{2}$ in. special helical-thread screw $\frac{3}{8}$ in. outside diameter with $\frac{1}{4}$ in. diameter stem, metal block obliquely shaped to the outer surface of the greater trochanter, compression spring and two hexagon nuts, *stainless steel.

†SPANNER, (L) 45° angle, stainless steel. Used in conjunction with Inserting Spanner (J) to lock two nuts together on Compression Unit (G).

INSERTING SPANNER (J) for hexagon nut of Compression Unit, stainless steel.

*EXTRACTING SPANNER (KA), stainless steel, hexagonal box is deep enough to enable the inner nut to be engaged so that the two nuts will lock together for extraction of the screw.

Cat. No. BRACE (A), stainless steel, with handle off-set 5 in. from shaft to give wide "throw"
B2607A of turn, nozzle fitted with spring locking device, to fit tools B-F.

Set of all instruments as detailed above, in set of two nesting metal sterilising trays

SPARE PARTS:—

B2608A COMPRESSION UNIT (G), with two nuts, shaped metal block and spring,
*stainless steel

†For full information, see technical notes by Mr. John Charnley, Page B489.

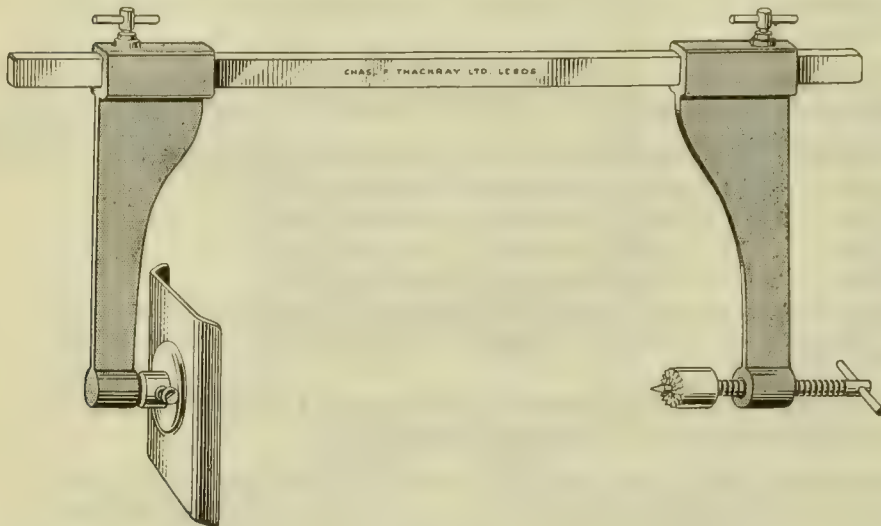
*Made of Austenitic Stainless Steel, British Standard Specification EN58J.

CONTINUED OVERLEAF

BONE INSTRUMENTS

SURGERY OF THE HIP

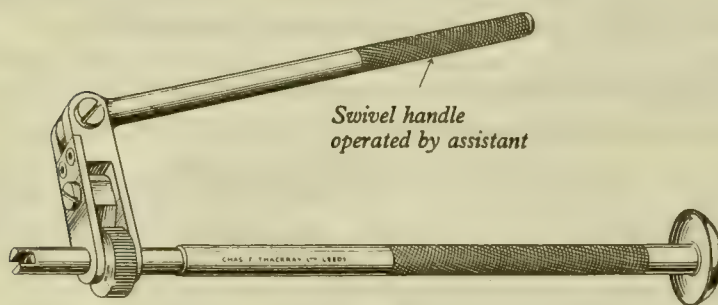
CHARNLEY'S INSTRUMENTS FOR CENTRAL DISLOCATION STABILISATION AND COMPRESSION ARTHRODESIS OF THE HIP



B2609A

Cat. No.

B2609A CHARNLEY'S "G" COMPRESSION CLAMP, consisting of bar, 24 in. long with two sliding clamps, aluminium alloy and stainless steel each



B2610A

B2610A CHARNLEY'S RATCHET BRACE, stainless steel each

B2611A SET OF INSTRUMENTS, as detailed on Page B487, fig. B2607A, including *"G" Compression Clamp and *Ratchet Brace complete

*"G" Clamp and Ratchet Brace are too large to fit standard case and are supplied as separate items.

SURGERY OF THE HIP

CHARNLEY'S INSTRUMENTS FOR CENTRAL DISLOCATION STABILISATION AND COMPRESSION ARTHRODESIS OF THE HIP, Cat. No. B2607A-B2611A.

The following technical notes have been supplied by Mr. John Charnley, and are published with his permission.

"The instruments are used in two procedures:

(1) Central Dislocation to obtain fibrous ankylosis, used in the older age-groups and (2) Arthrodesis proper, using internal fixation, which is used in the younger age-groups. The following selection of instruments from the complete set are suitable for each operation:

FIBROUS ANKYLOSIS:

Starting Drill (C), Reamers B₁-B₅, Trephine (D₁), Brace (A).

ARTHRODESIS:

All instruments illustrated on page B.486 except largest Male Reamer B₅, plus "G" Compression Clamp, Cat. B2609A.

Ratchet Brace, Cat. B2610A, is an extra optional item for either operation.

Use of the Instruments:

"The male and female mating trephines (B₄A and D₂A) for acetabulum and femoral head are used in arthrodesis of the hip by the central dislocation method.

In the simple central dislocation stabilisation, where it is not the primary object to get bony fusion, the male reamer, B₅, is used in direct sequence with the other reamers from B₁ to B₅ to enlarge the hole in the acetabulum to the maximum size.

In performing the arthrodesis it is not desirable for the head of the femur to pass completely through into the pelvis, and for this reason the hole in the acetabulum is enlarged up to the mating reamer, B₄A, and the femoral head, after being reamed by the parallel hollow trephine, D₁, is reduced further in size by the hollow tapered female reamer, D₂A, so that this will mate with the hole in the acetabulum and resist the spring pressure exerted by the compression screw.

In this way the compression screw has a firm bony resistance to work against, and shortening of the leg is minimised."

Ratchet Brace (Catalogue B2610A).

"The ratchet brace has been devised in order to allow the assistant to apply force while the surgeon merely directs the tool; in this way, penetration of the floor of the acetabulum is easier and less exhausting for the surgeon. The ratchet brace is also of use in driving the drills necessary to insert the compression screw into the hip, because the direction of the screw makes it impossible for an ordinary brace to be turned through a complete revolution as the operator's hand is obstructed by the side of the patient's thigh".

Compression Clamp (Catalogue B2609A).

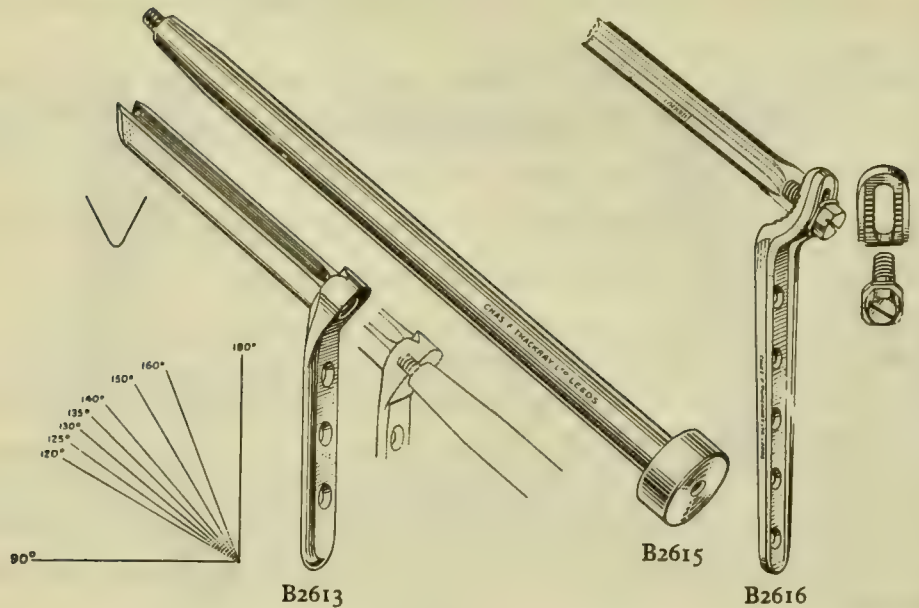
"When converting the Central dislocation operation into an arthrodesis it is of vital importance that the trochanters are in firm contact with the side of the pelvis. To obtain this it is desirable to use a large clamp which is applied across the outside of the patient's body on the operating table to compress the central dislocation to its deepest point of penetration. One end of the clamp is provided with a curved plate which is applied over the normal trochanter on the sound side (over the towels) and the opposite end is provided with a small spike which is applied to the trochanter through the open wound. After tightening the clamp to compress the pelvis from side to side, it is possible to take check X-rays with drills in position, to ensure that the compression screw will be inserted in the correct direction. When arthrodesis of the hip is required (as opposed to the fibrous union procedure with retention of a little movement) I now regard this clamp as being absolutely essential to the success of the operation".

Compression Screw (Item G) Catalogue B2608A).

The screw has a shank of $\frac{1}{4}$ " diameter and a helical thread of $\frac{3}{8}$ " outside diameter. The oblique block has a hole which is a loose fit on the $\frac{1}{4}$ " shank but which is too small for the passage of the $\frac{3}{8}$ " thread. This has the advantage that extraction of the screw is very simple by means of the new EXTRACTING SPANNER (KA). To insert the screw two simple nuts are applied to the free end and locked against each other, using the Angled Spanner (L) and Inserting Spanner (J); the screw may now be driven into the bone by the Inserting Spanner (J) engaging the most superficial of the two nuts and very powerful force can be applied. When the screw is deep enough the nuts are freed by unlocking them, using the spanners (L) and (J) simultaneously in opposite directions and both nuts are now removed so that the oblique block and spring can be put into position. Both nuts are now re-applied, the second nut being used as a locking nut after tightening.

"Any excessive projection of the screw is cut off by using a large 'bolt cutter'. This procedure has the advantage that it flattens out the end of the screw and so facilitates extraction at a later date."

BONE INSTRUMENTS
SURGERY OF THE HIP



Cat. No.

- *B2613 CAPENER-NEUFELD'S INTERTROCHANTERIC NAIL-PLATE, consisting of a V-shaped nail with three-holed plate, †stainless steel each
- *B2614 Ditto .. four-holed plate each

Nail-Plate Sizes:

Angle

*MADE IN
ONE PIECE

- 120°
 - 125°
 - 130°
 - 135°
- } each angle in four lengths of nail:
2½ in., 3 in., 3½ in. and 3¾ in.

Other sizes to order.

Screws: Fig. B2680.


- B2615 CAPENER'S DRIVER for above, with 2.5 mm. cannulation, stainless steel, each
- B2616 McLAUGHLIN'S INTERTROCHANTERIC PLATE, five-holed, 3¾ in. long, complete with locking collar and set-screw, ‡Vitalium each
- B2616A Ditto .. †Stainless Steel each
- B2617 Ditto .. seven-holed, 5¼ in. long, ‡Vitalium each
- B2617A Ditto .. †Stainless Steel each

With this plate a Smith-Petersen Type Hip Nail can be fixed by means of the set-screw and locked at a desired angle. To fit standard Smith-Petersen's Hip Nails Fig. B2620-2. Screws: Fig. B2681.

†Made of Austenitic Stainless Steel, British Standard Specification EN58J.

‡An alloy, approximately: cobalt 65%, chromium 30% and molybdenum 5%.

SURGERY OF THE HIP



B2618

- Cat. No.
B2618 WATSON-JONES' modified SMITH-PETERSEN'S HIP NAIL, with 2.5 mm. cannulation, and hole through head for Pidcock's Pin, 13 mm. diameter, †stainless steel, lengths: 2½ in., 2¾ in., 3 in., 3⅛ in., 3¼ in., 3⅝ in., 3¾ in., 3⅞ in., 3⅘ in., 3⅙ in., 4 in. and 4⅓ in. each
B2618A Ditto .. ‡Vitalium each
B2619 Ditto .. longer sizes for arthrodesis: 4¼ in., 4½ in., 4¾ in., 5 in., 5¼ in., 5½ in., 5¾ in., 6 in. and 6¼ in. †stainless steel each
B2619A Ditto .. ‡Vitalium each



LATEST PATTERN WITH
SERRATED HEAD

B2620

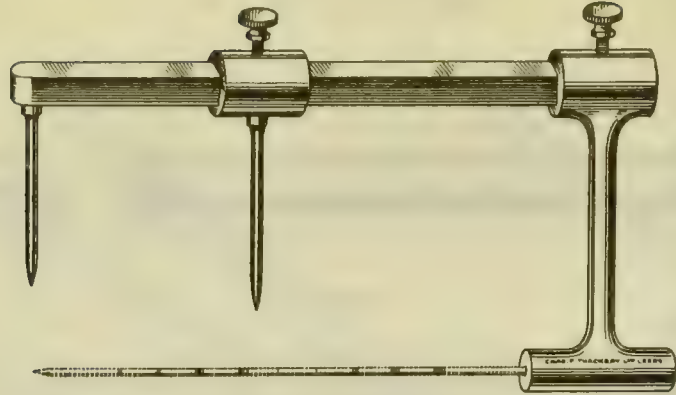
- B2620** SMITH-PETERSEN'S HIP NAIL, with 2.5 mm. cannulation, †stainless steel, 13 mm. diameter, lengths: 2½ in., 2¾ in., 3 in., 3⅛ in., 3¼ in., 3⅝ in., 3¾ in., 3⅞ in., 3⅘ in., 3⅙ in., 4 in. and 4⅓ in. each
B2621 Ditto .. longer sizes for arthrodesis: 4¼ in., 4½ in., 4¾ in., 5 in., 5¼ in., 5½ in., 5¾ in., 6 in. and 6¼ in. each
B2622 SMITH-PETERSEN'S HIP NAILS, ‡Vitalium, lengths: 3 in., 3¼ in., 3½ in., 3¾ in., 4 in., 4¼ in., 4½ in., 4¾ in., 5 in., 5¼ in., 5½ in., 5¾ in. and 6 in. each



B2625

- B2625** PIDCOCK'S FIXATION PIN, for use with hip nails Figs. B2618-9, to anchor the hip nail to the femoral cortex, †stainless steel each
B2625A Ditto .. for use with hip nails B2618A-19A, ‡Vitalium each
 †Made of Austenitic Stainless Steel, British Standard Specification EN58J.
 ‡An alloy, approximately: cobalt 65%, chromium 30% and molybdenum 5%.

BONE INSTRUMENTS
SURGERY OF THE HIP

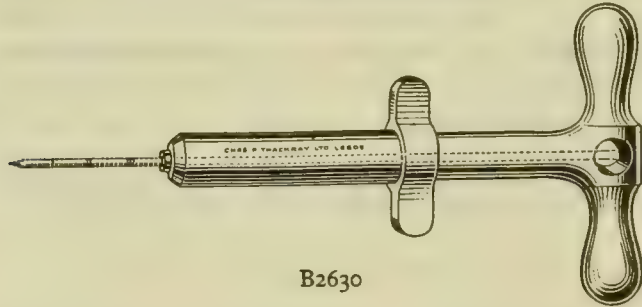


- Cat. No. B2626
- B2626 HEY GROVES' DIRECTION GUIDE, for Watson-Jones' Guide Wires, stainless steel each
- *B2627 Ditto .. Pridie's modification, with longer pins for obese patients each



- B2628
- †B2628 WATSON-JONES' GUIDE WIRES, nickel plated, with $\frac{1}{4}$ in. copper-plate graduations, 2.5 mm. diameter, three lengths: 7 in., 9 in. and 10 in. .. . each
- †B2629 Ditto .. with centimetre graduations each
- †B2629A Ditto .. ungraduated, stainless steel, three lengths: 7 in., 9 in. and 10 in., each
- †A smooth surface is now preferred to machined ring graduations.

Drill Stocks for guide wires: page B505.



- B2630
- B2630 WATSON-JONES' INTRODUCER, for guide wires, with 2.5 cannulation, stainless steel each



- B2631
- B2631 HEY GROVES' MEASURE, for use with X-rays to position pins of the direction guide, graduated by notches in $\frac{1}{2}$ in., stainless steel each
- B2632 Ditto .. graduated in cms. each

*Not illustrated

BONE INSTRUMENTS


SURGERY OF THE HIP



B2633

Cat. No.

B2633 SMITH-PETERSEN'S STARTER, for hip nails, with 2.5 mm. cannulation, 6¼ in., stainless steel each



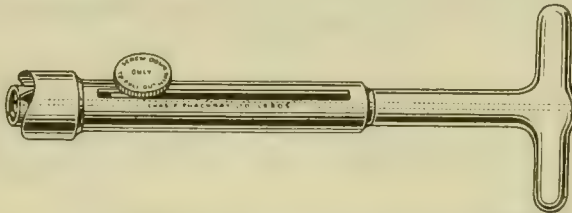
B2634

B2634 SMITH-PETERSEN'S IMPACTOR, for hip nails, as used by Böhler, with 2.5 mm. cannulation, 8¼ in., chromium plated each



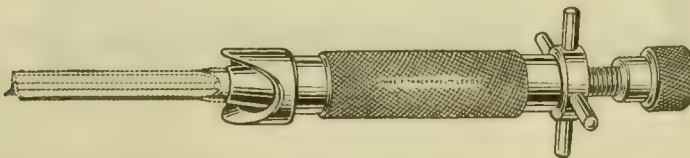
B2635

B2635 SVEN JOHANSSON'S PUNCH, for hip nails, with 2.5 mm. cannulation, 7 in., stainless steel each



B2636

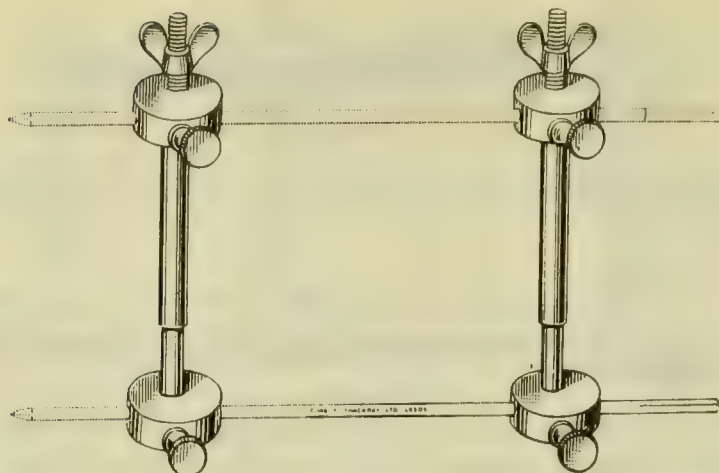
B2636 PRIDIE-BROOMHEAD'S NAIL EXTRACTOR, with 2.5 mm. cannulation and "claw" to fit a Watson-Jones' grooved-head hip nail, stainless steel, each
The milled-head screw is for gripping and extracting guide wire.



B2637

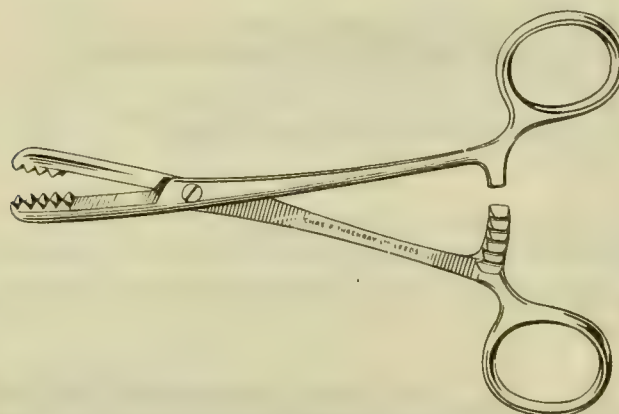
B2637 SMITH-PETERSEN'S NAIL EXTRACTOR AND IMPACTOR combined, with 2.5 mm. cannulation and threaded stem to fit a Smith-Petersen's threaded-head hip nail, chromium plated sheath each

BONE INSTRUMENTS



B2638

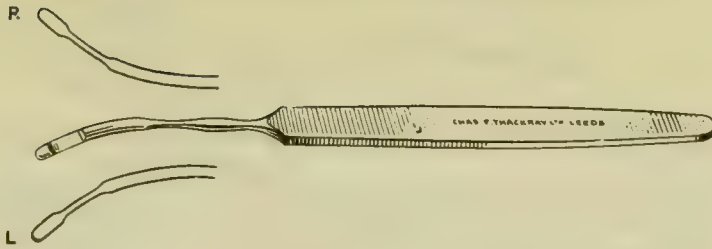
- Cat. No.
- *B2638 CHARNLEY'S CLAMP, for compression arthrodesis of the knee, consisting of: two stainless steel bars complete with improved circular chromium plated blocks, fitted with wing-nuts and pin fixing screws, *without pins* per set
 - *B2639 Ditto .. heavy pattern for obese patients per set
 - *B2640 STEINMANN'S PINS for use with standard size knee clamp, trocar points, 4 mm. diameter, †stainless steel, two lengths: 8 in. and 10 in. each
 - *B2641 Ditto .. for use with heavy pattern, 5 mm. diameter, 10 in. long each
- *Vide "Compression Arthrodesis" by John Charnley, F.R.C.S. (Livingstone 1953) Pages 257-8).



B2642

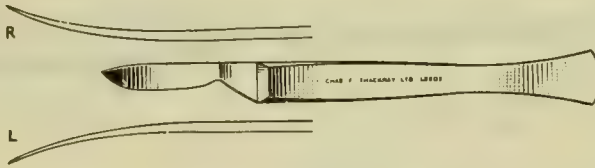
- B2642 MARTIN'S CARTILAGE FORCEPS, screw joint, 5¼ in., stainless steel, each
- B2643 Ditto .. 7 in. each

†Made of a special grade of Austenitic Stainless Steel to minimise risk of breakage, and with trocar point to facilitate insertion.




B2644

- | | | | | | | |
|----------|--|----|----|----|----|------|
| Pat. No. | | | | | | |
| B2644 | FAIRBANK'S MENISCOTOMY KNIVES, two patterns: cutting-to-left and cutting-to-right, nickel plated | .. | .. | .. | .. | each |
| B2645 | WOODEN BOX, to hold two knives | .. | .. | .. | .. | each |



B2646

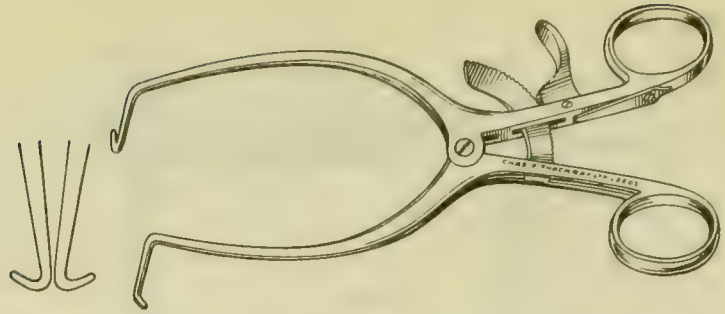
- | | | | | | | |
|-------|--|----|----|----|----|------|
| B2646 | HERZFELD'S CARTILAGE KNIVES, two patterns: cutting-to-left and cutting-to-right, nickel plated | .. | .. | .. | .. | each |
| B2647 | WOODEN BOX, to hold two knives | .. | .. | .. | .. | each |



B2648

- | | | | | | | | | | | |
|-------|--|----|----|----|----|----|----|----|----|------|
| B2648 | SMILLIE'S MENISCECTOMY KNIVES, set of three: A, B and C, stainless steel | .. | .. | .. | .. | .. | .. | .. | .. | set |
| B2649 | Separate Knives: A, B and C | .. | .. | .. | .. | .. | .. | .. | .. | each |
- Vide "Injuries of the Knee Joint" by I. S. Smillie, O.B.E., F.R.C.S. (Livingstone 1946).*

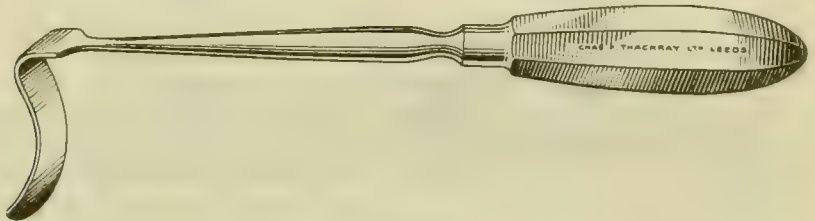
BONE INSTRUMENTS



B2650

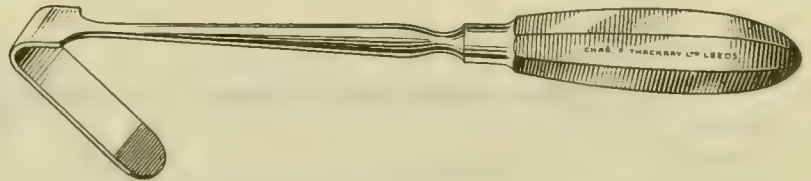
Cat. No.

B2650 JACKSON BURROWS' KNEE JOINT RETRACTOR, self-retaining, with blunt-hook jaws and cam ratchet, stainless steel each



B2651

B2651 JACKSON BURROWS' KNEE JOINT RETRACTOR, curved blade: $\frac{1}{2}$ in. wide, stainless steel, chromium plated handle each



B2652

B2652 JACKSON BURROWS' KNEE JOINT RETRACTOR, angled blade: $\frac{3}{8}$ in. wide, stainless steel, chromium plated handle each



B2653

B2653 CHARNLEY'S KNEE JOINT RETRACTOR, angled blade, slender taper: $\frac{1}{4}$ in. to $\frac{3}{16}$ in., stainless steel, chromium plated handle each



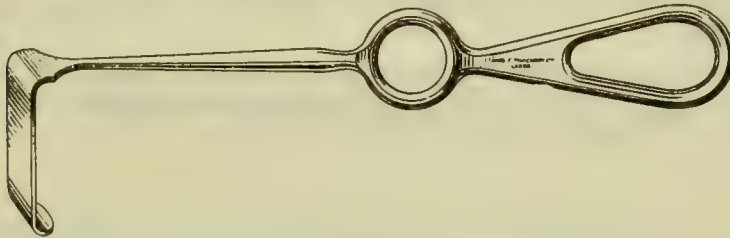
B2654

Cat. No.
B2654

COLLINGWOOD STEWART'S KNEE JOINT RETRACTOR, stainless steel, each

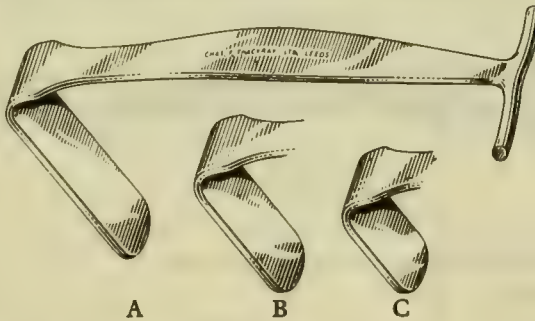
The blade is curved to fit the rim of the joint and has a shoulder with an acute angle which fits lightly against the end of the incision. The bright reflecting blade surface provides additional light when in the joint.

Vide "A New Cartilage Retractor", "B.M.J.", June 30th, 1951.



B2655


B2655 PATON'S or HIGGS' KNEE JOINT RETRACTOR, stainless steel, two sizes of blade: 2 in. deep by $\frac{9}{16}$ in. wide and $1\frac{1}{4}$ in. deep by $\frac{5}{16}$ in. wide .. each



A

B

C



D



E

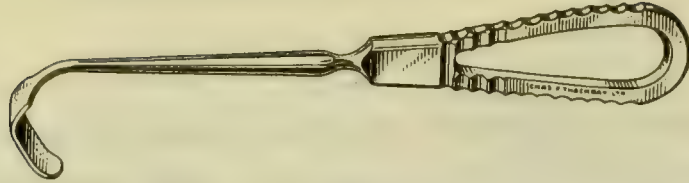
B2656

B2656 SMILLIE'S KNEE JOINT RETRACTORS, set of six: one each A, B, C and D and two E, stainless steel set

B2657 Separate Retractors: A, B, C, D and E each

Vide "Injuries of the Knee Joint" by I. S. Smillie, O.B.E., F.R.C.S. (Livingstone 1946).


BONE INSTRUMENTS



B2658

Cat. No.

B2658 STAMM'S KNEE JOINT RETRACTOR, stainless steel, two widths of blade:
 $\frac{1}{2}$ in. and $\frac{3}{8}$ in. each
These retractors are so angled that they are automatically self-containing in the correct direction with a straight pull on the shaft. The surgeon's assistant can thus hold them correctly even though he cannot see directly into the wound.



B2659

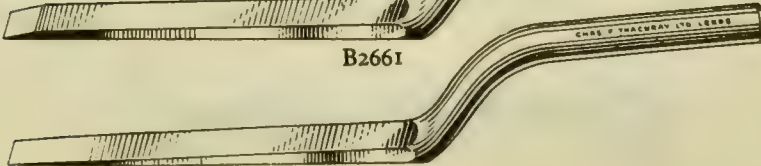


B2660

B2659 SMILLIE'S BONE PUNCH, cranked, stainless steel each
 B2660 Ditto .. straight each



B2661



B2662

B2661 SMILLIE'S CHISEL, cranked, for knee joint, blade $\frac{1}{2}$ in. wide, stainless steel, each
 B2662 Ditto .. Osteotome each

BONE INSTRUMENTS



B2663


Cat. No. B2663 PLATT'S TENDON TRANSPLANTATION FORCEPS, screw joint, 11 in., stainless steel each




B2664

B2664 PATON'S BURR, for "spike arthrodesis" of the toe, stainless steel, chromium plated handle each
For boring a hole in the base of the distal phalanx to receive the "spiked" end of the proximal phalanx.

Cutters for shaping spike: see page B467.
Small chisels and osteotomes: see pages B472, B474 and B476.



B2665



B2666

B2665 CLARK'S STAPLE HOLDER-DRIVER, stainless steel each
This is a simple and effective instrument without any mechanism: the staple is held by a strip of spring steel. The slot will hold any staple up to 7/8 in. cross-bar.

B2666 BLOUNT'S EPIPHYSEAL STAPLES, for control of bone growth, †stainless steel, 3/32 in. diameter wire, two standard sizes: 7/8 in. cross-bar, 3/4 in. prongs and 5/8 in. cross-bar, 3/4 in. prongs each

B2667 Ditto .. sizes: 5/8 in. by 1/2 in. prongs; 5/8 in. by 7/8 in. prongs; 3/4 in. by 7/8 in. prongs and 7/8 in. by 1 in. prongs each



B2668

B2668 STAPLE EXTRACTOR, stainless steel each
†Of grade most resistant to corrosion.

BONE INSTRUMENTS



B2669

Cat. No.
B2669

LANE'S FRACTURE SET, consisting of:—

Two Bone Holding Forceps, 12½ in.

Two .. ditto, 15 in.

One Patella Holding Forceps.

One Lion Forceps, 8 in.

Two Heavy Bone Levers.

Two Light Bone Levers.

Two Bone Levers, serrated.

One Rotary Lever.

Two Rugines.

Two Raspatories.

Set of three Screwdrivers, fitting one handle.

Set of six Awls, fitting one handle.

Two Plate Benders.

One Plate Holding Forceps.

One Screw Holding Forceps.

Two Retractors.

Fitted in two lift-out metal racks contained in brass-bound polished mahogany case fitted with lift-out metal lining complete

All Instruments of stainless steel.

Screws and Plates *not* included, for choice: see page B502.



B2670

| | | | | | | | |
|----------|---|----|----|----|----|----|------|
| Cat. No. | | | | | | | |
| B2670 | KÜNTSCHER'S INTRAMEDULLARY FEMUR NAILS, "cloverleaf" †stain- | | | | | | |
| | less steel, 8.5 mm. diameter; in thirteen lengths: 32, 33, 34, 35, 36, 37, 38, 39, 40, | | | | | | |
| | 41, 42, 43, 44 cms. | .. | .. | .. | .. | .. | each |
| B2671A | Ditto .. 9.5 mm. diameter | .. | .. | .. | .. | .. | each |
| B2671B | Ditto .. 11 mm. diameter | .. | .. | .. | .. | .. | each |
| B2671C | Ditto .. $\frac{5}{16}$ in. diameter; fourteen lengths: 12 in., 12½ in., 13 in., 13½ in., 14 in., | | | | | | |
| | 14½ in., 15 in., 15½ in., 16 in., 16½ in., 17 in., 17½ in., 18 in., 18½ in. . . | .. | .. | .. | .. | .. | each |
| B2671D | Ditto .. $\frac{3}{8}$ in. diameter | .. | .. | .. | .. | .. | each |
| B2671E | Ditto .. $\frac{1}{2}$ in. diameter | .. | .. | .. | .. | .. | each |
| B2671F | Ditto .. $\frac{7}{16}$ in. diameter | .. | .. | .. | .. | .. | each |

Cloverleaf Femur Nails can be supplied slotted and pointed at both ends for retrograde insertion in same sizes as above.



B2671G-H




B2671J-M

| | | | | | | | |
|--------|---|----|----|----|----|----|------|
| B2671G | KÜNTSCHER'S "V"-NAILS, †stainless steel, for humerus, radius and tibia, | | | | | | |
| | 6 mm. diameter, 14, 16, 18, 20, 22, 25, 26, 27, 28, 30, 32, 34 cms. . . | .. | .. | .. | .. | .. | each |
| B2671H | Ditto .. 8 mm. diameter, 14, 16, 18, 20, 22, 25, 26, 27, 28, 30, 32, 34 cms., each | | | | | | |
| B2671J | ROUND SECTION INTRAMEDULLARY NAILS, †stainless steel, $\frac{3}{32}$ in. | | | | | | |
| | diameter, 1 in., 1¼ in., 1½ in., 1¾ in., 2 in., 2¼ in., 2½ in., 2¾ in., 3 in., 3¼ in., 3½ in., | | | | | | |
| | 3¾ in., 4 in. | .. | .. | .. | .. | .. | each |
| B2671K | Ditto .. $\frac{1}{8}$ in. diameter, 4 in., 4½ in., 5 in., 5½ in., 6 in., 6½ in., 7 in., 7½ in., 8 in., | | | | | | |
| | 8½ in., 9 in., 9½ in., 10 in. | .. | .. | .. | .. | .. | each |
| B2671L | Ditto .. $\frac{7}{16}$ in. diameter, 8 in., 8¾ in., 9½ in., 10¼ in., 11 in., 11¾ in., 12½ in., | | | | | | |
| | 13¼ in., 14 in. | .. | .. | .. | .. | .. | each |
| B2671M | Ditto .. $\frac{1}{4}$ in. diameter, 11 in., 11¾ in., 12½ in., 13¼ in., 14 in., 14¾ in., 15½ in., | | | | | | |
| | 16¼ in., 17 in. | .. | .. | .. | .. | .. | each |

†Made of Austenitic Stainless Steel, British Standard Specification EN58J.

BONE INSTRUMENTS




B2672

Cat. No.
B2672 KÜNTSCHER'S CORTEX REAMER, stainless steel each




B2672A

B2672A KÜNTSCHER'S INTRAMEDULLARY REAMER, stainless steel, 3 sizes diameter, 8.5 mm. ($\frac{5}{16}$ in.), 9.5 mm. ($\frac{3}{8}$ in.), 11 mm. ($\frac{7}{16}$ in.) each



B2672B

B2672B DRILLS, for Intramedullary Nails, stainless steel, 10 in. long, 3 sizes diameter, 8.5 mm. ($\frac{5}{16}$ in.), 9.5 mm. ($\frac{3}{8}$ in.), 11 mm. ($\frac{7}{16}$ in.) each



B2673

B2673 KÜNTSCHER'S GUIDE PIN, stainless steel, 35 and 45 cm. long for 8.5 mm. ($\frac{5}{16}$ in.) diameter Femur Nails each
 B2674 Ditto .. for 9.5 mm. ($\frac{3}{8}$ in.) diameter Femur Nails each
 B2674A Ditto .. for 11 mm. ($\frac{7}{16}$ in.) diameter Femur Nails each

BONE INSTRUMENTS

B
501B



B2675

Cat. No.

| | | | | |
|--------|---|----|----|------|
| B2675 | KÜNTSCHER'S IMPACTING SLEEVE, with three inserts for "Cloverleaf" Nails and one insert for V-shape Nails, stainless steel | .. | .. | each |
| B2675A | SPARE INSERT for "Cloverleaf" Nails, stainless steel | .. | .. | each |
| B2675B | Ditto .. for V-shape Nails | .. | .. | each |



B2676

| | | | | | |
|--------|---|----|----|----|------|
| B2676 | KÜNTSCHER'S NAIL EXTRACTOR, with 3 mm. hook to fit femur nails, and 2 mm. hook for 6 mm. nails only, stainless steel. | .. | .. | .. | each |
| B2676A | SPARE HOOKS, 3 mm. for femur nails, stainless steel | .. | .. | .. | each |

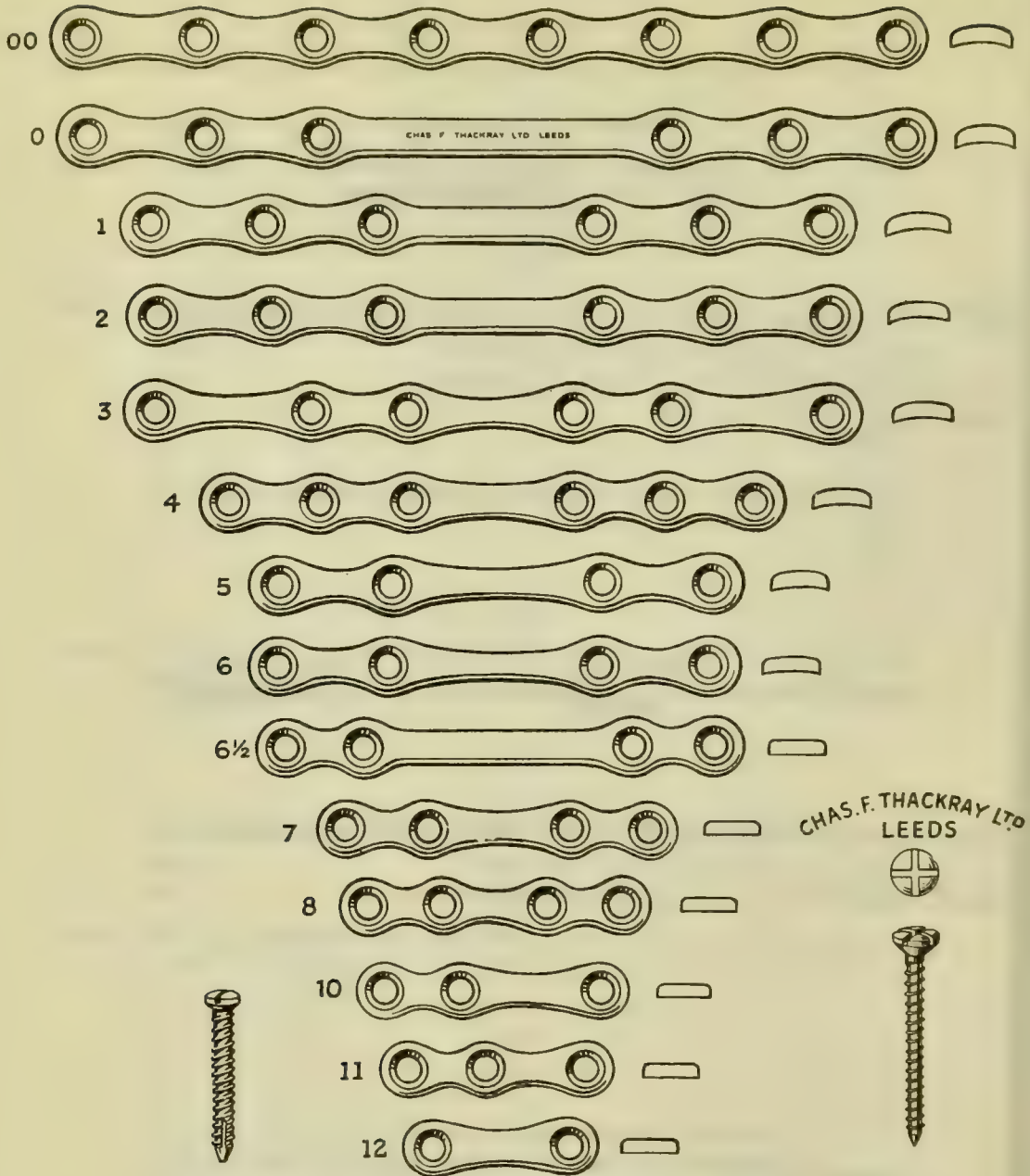


B2676C

| | | | | | |
|---------|--|----|----|----|------|
| B2676C | EXTRACTOR, Thomas' type, stainless steel | .. | .. | .. | each |
| *B2676D | BENDING IRON for 6 mm. and 8 mm. diameter Kuntscher Nails, stainless steel | | | | each |

**Not illustrated.*

BONE INSTRUMENTS



B2680

B2678

B2681A

Cat. No.

B2678 SHERMAN'S BONE PLATES, †stainless steel, fourteen sizes: 00 to 12, each

B2679 Ditto .. ‡Vitalium each

B2680 SHERMAN'S BONE SCREWS, coarse thread, $\frac{9}{64}$ in. diameter, †stainless steel, sizes $\frac{3}{8}$ in., $\frac{1}{2}$ in., $\frac{5}{8}$ in., $\frac{3}{4}$ in., $\frac{7}{8}$ in., 1 in., $1\frac{1}{8}$ in., $1\frac{1}{4}$ in., $1\frac{3}{8}$ in., $1\frac{1}{2}$ in., $1\frac{5}{8}$ in., $1\frac{3}{4}$ in., 2 in., $2\frac{1}{4}$ in., $2\frac{1}{2}$ in., $2\frac{3}{4}$ in., and 3 in. lengths of shaft each

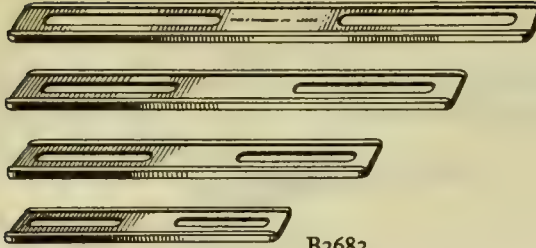
B2681 Ditto .. ‡Vitalium each

B2681A R.N.O.H. PATTERN SCREWS, †stainless steel, with cross slotted heads, sizes: $\frac{1}{2}$ in., $\frac{5}{8}$ in., $\frac{3}{4}$ in., $\frac{7}{8}$ in., 1 in., $1\frac{1}{8}$ in., $1\frac{1}{4}$ in., $1\frac{3}{8}$ in., $1\frac{1}{2}$ in., $1\frac{5}{8}$ in., $1\frac{3}{4}$ in. and 2 in., each

†Made of Austenitic Stainless Steel, British Standard Specification EN58J.

‡An alloy, approximately: cobalt 65%, chromium 30% and molybdenum 5%.

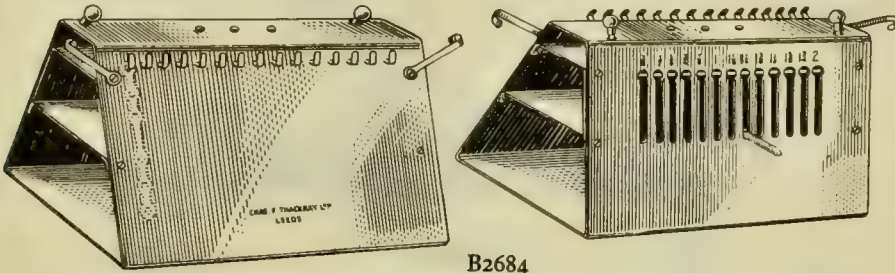
BONE INSTRUMENTS



B2682

Cat. No.

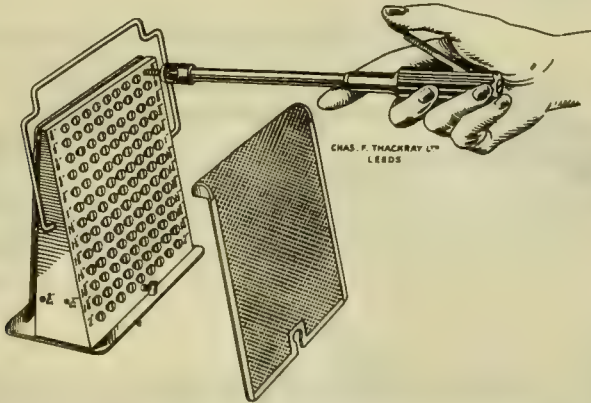
- | | |
|-------|--|
| B2682 | EGGER'S BONE PLATES, with longitudinal slots, †stainless steel, four sizes, 3 in., 4 in., 5 in. and 6 in. long each |
| B2683 | Ditto .. ‡Vitalium each |



B2684

- B2684 HOLDER for bone screws and plates, with lifting hooks on sides, stainless steel each

Regd.
Design
No. 873084



CHAS. F. THACKRAY LTD
LEDS

Williams'
Screwdriver
see Fig. B2703
AD848.

B2685

- B2685 WILLIAMS' HOLDER, for bone screws, improved model with thirteen rows of nine holes, for screw sizes $\frac{3}{8}$ in. to 2 in. ; holes in sides for gauging $\frac{7}{8}$ in. and $\frac{9}{16}$ in. drill points; aluminium, with stainless steel base, back and handle. Complete with perforated metal cover to secure screws during sterilization, *without screws*, each. The screw-heads protrude to facilitate quick removal with a Williams' Screwdriver; screws can be loaded straight from the holder ready for immediate use.

NOTE.—For lifting the holder from the sterilizer, a "Dundee" pattern Sterilizer Forceps (heavy type) Cat. No. G708, page G107, is recommended.

†Made of Austenitic Stainless Steel. British Standard Specification EN58J.

‡An alloy, approximately: cobalt 65%, chromium 30% and molybdenum 5%.

BONE INSTRUMENTS



B2686

Cat. No.

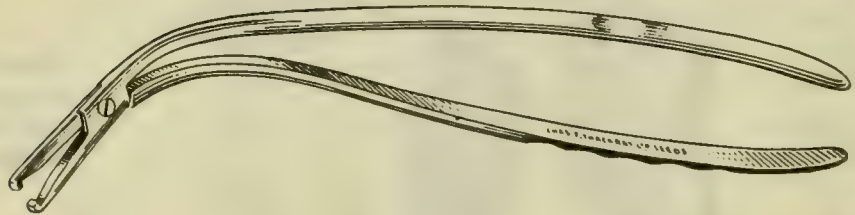
B2686 SCREW DEPTH GAUGE, stainless steel each

Inserted through a drilled hole, the tip is hooked on the distal cortex and the stop advanced to the bone plate. The instrument is withdrawn, showing length of screw required.



B2687

B2687 LANE'S PLATE BENDER (two required), stainless steel each




B2688

B2688 LANE'S PLATE HOLDING FORCEPS, screw joint, 9½ in., stainless steel, each



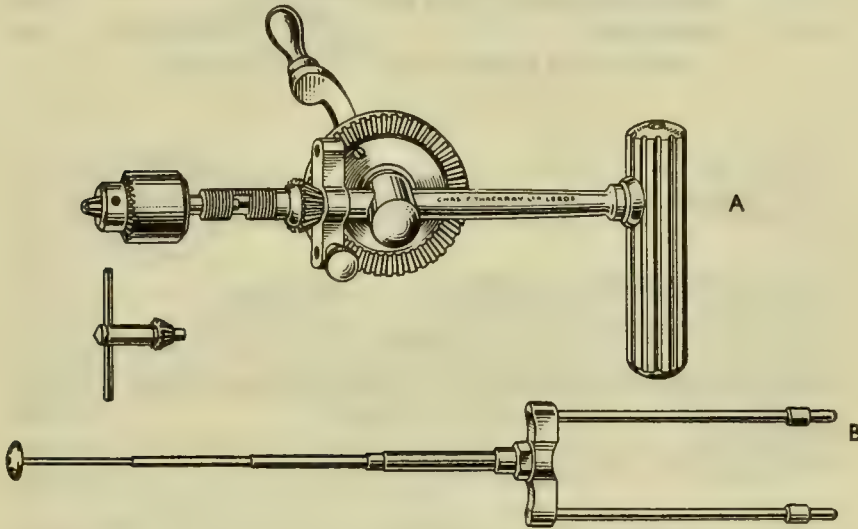
B2689

B2689 LANE'S SCREW HOLDING FORCEPS, screw joint, 9½ in. stainless steel, each



B2692

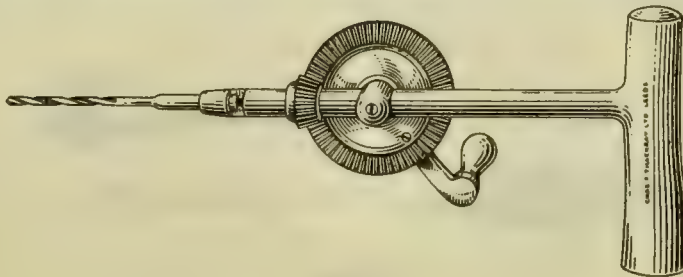
Cat. No. B2692 LANE'S DRILL, chromium plated, with three Morse Type Twist Drills (one each: $\frac{5}{16}$ in., $\frac{3}{16}$ in. and $\frac{1}{8}$ in.), Fig. B2696 complete



B2693

*B2693 McKELVEY'S DRILL, consisting of: Drill Stock (A) fitted with Colt's Handle and Jacobs' Non-slip Chuck; and Telescopic Attachment (B), chromium plated, complete *This drill can be used for either drilling with Morse Type Drills or introducing Kirschner's Wires; the Jacobs' Chuck can be detached and drills with sectioned mounts fitted. The handle can be unscrewed and replaced end-on for vertical drilling.*

*B2694 DRILL STOCK (A) only, with Jacobs' Chuck each



B2695

B2695 SWEDISH PATTERN DRILL, chromium plated, with three Morse Type Twist Drills (one each: $\frac{5}{16}$ in., $\frac{3}{16}$ in. and $\frac{1}{8}$ in.) on sectioned mounts, Fig. B2697, complete

**Now available with stainless steel Jacobs' Chuck*

BONE INSTRUMENTS



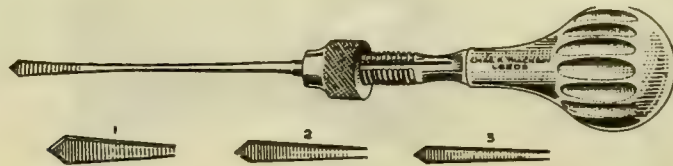
B2696



B2697

- B2696 MORSE TYPE TWIST DRILLS, nickel plated, six sizes: $\frac{1}{8}$ in., $\frac{3}{32}$ in., $\frac{1}{4}$ in., $\frac{5}{16}$ in., $\frac{3}{8}$ in. and $\frac{1}{2}$ in. each
- B2696A Ditto .. stainless steel each
- *B2697 Ditto .. with sectioned mounts, nickel plated each
- *B2697A Ditto .. stainless steel each

**Please state if required for Cat. No. B2693 or B2695.*



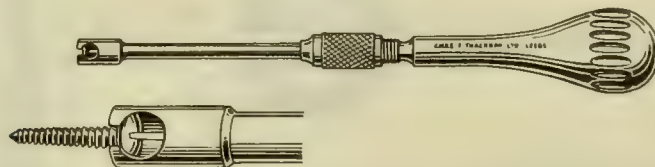
B2698

- B2698 LANE'S BONE AWL, consisting of: one chromium plated handle and three detachable stainless steel awls: $\frac{3}{32}$ in., $\frac{1}{8}$ in. and $\frac{5}{32}$ in. each
- B2699 HANDLE only each
- B2700 AWLS only, $\frac{3}{32}$ in. $\frac{1}{8}$ in., and $\frac{5}{32}$ in. each



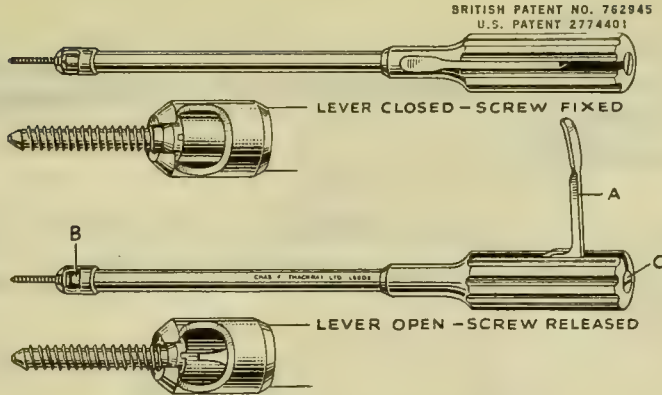
B2701

- B2701 BONE AWL, stainless steel, chromium plated handle, four sizes: $\frac{5}{64}$ in., $\frac{3}{32}$ in., $\frac{1}{8}$ in. and $\frac{5}{32}$ in. each



B2702

- B2702 MULLER-BISHOP'S SCREWDRIVER, stainless steel, chromium-plated sheath and handle each
- This is a simple type of screw-holding driver without any internal mechanism. With the sheath removed it can be used as an orthodox screwdriver for driving the screw fully home.*



B2703

Cat. No.

†B2703

WILLIAMS' IMPROVED AUTOMATIC SPRING-LOADED SCREW-DRIVER (Patented), fitted with quick-action recessed lever in handle for fixing and releasing screw, stainless steel, anodised aluminium handle, in card box with full instructions each

This new improved instrument greatly facilitates the fixing of screws during surgical operations. It is an adaptation of an existing accepted pattern in which the screw fixing device at the base of the handle has been replaced by a *quick-action lever recessed in the handle*. It is merely necessary to close or open the lever (A) to fix or release a screw from the shaped recess (B) in the end of the tubular shaft—a matter of a mere second or so. The lever, being centrally placed in relation to the screw-slot, is suitable for both right-and left-handed operators.

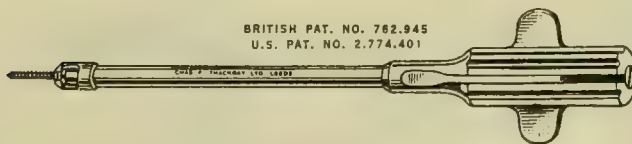
The upper illustration shows the screwdriver ready for use: the spring loaded driving shaft has been pushed forward to engage the slot of the screw head; the lower illustration shows the lever (A) open and the screw head disengaged.

All the usual standard screws such as Sherman's or Lane's patterns can be used with this instrument (up to $\frac{3}{8}$ in. external diameter of thread, with head diameter of $\frac{1}{8}$ in.) as the shaped tubular shaft at the distal end has been made to suit a wide variation of shapes of screw head.

After the screw has been inserted to the required depth and the screwdriver removed from the screw head, it is possible to drive the screw fully home with the same instrument by merely closing the lever (A); the end of the tubular shaft is concave in shape externally to accommodate the top of the screw head.

A special feature is the *adjusting screw* (C) in the base of the handle. This permits the lever (A) to be set to give an absolutely firm fixation of the screw head, and once set it is not necessary to alter it unless a screw with a larger or smaller head is required.


†Vide "The Lancet," June 15, 1957, p.1225.



B2703A

B2703A WILLIAMS' AUTOMATIC SCREWDRIVER (Patented), fitted with McKee's winged-handle, stainless steel, anodised aluminium handle each

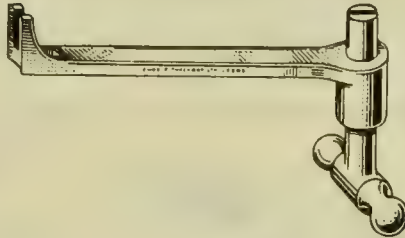
The wings on handle allow more torsion to be applied when large screws are to be inserted.



B2708

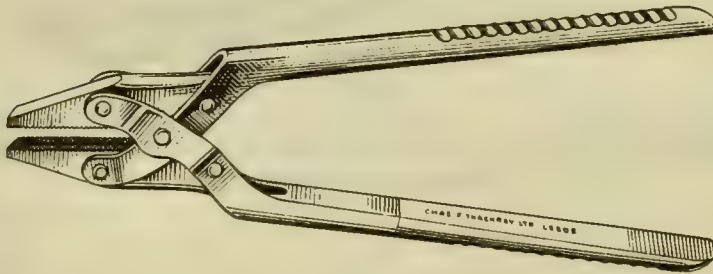
Cat. No.

- B2708 SINCLAIR'S WIRE GUIDE, curved-to-left for right hand use, stainless steel, each
 B2709 Ditto .. curved-to-right for left hand use each



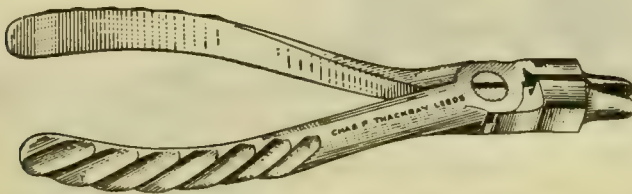
B2710

- B2710 HEY GROVES' WIRE TIGHTENER-TWISTER, stainless steel .. each



B2711


- B2711 SINCLAIR'S PLIERS, for wire, 8 in., stainless steel each



B2712

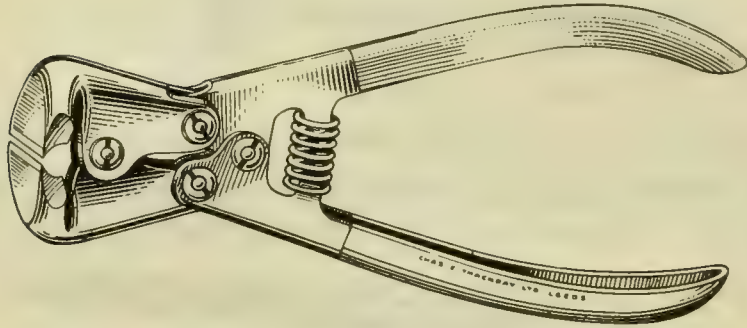
- B2712 WIRE CUTTERS-PLIERS, for annealed wire, 5½ in., nickel-plated .. each
Unsuitable for hardened steel wire.

BONE INSTRUMENTS



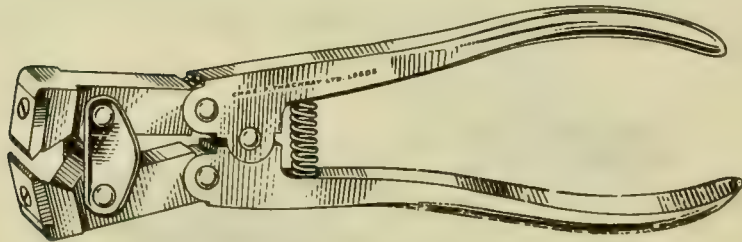
B2713

Cat. No. B2713 WIRE CUTTERS, for annealed wire, 6½ in., nickel plated .. each
Unsuitable for hardened steel wire.



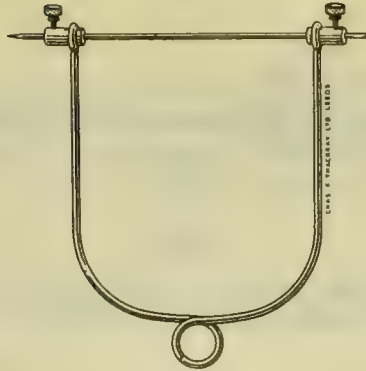
B2714

B2714 WIRE CUTTERS, strong, for guide wires, etc., steel, 8 in., nickel plated, each
Will not cut Steinmann's Pins.



B2715

B2715 WIRE CUTTERS, strong, for guide wires, etc., solid forged, with replaceable blades, 9½ in., nickel plated each
Will not cut Steinmann's Pins




B2716

- Cat. No.
 B2716 BÖHLER'S EXTENSION STIRRUP, with swivel collars, large size: 4½ in. wide (inner measurement), stainless steel, complete with †stainless steel pin, each
 B2717 Ditto .. small size: 3¾ in. (inner measurement) each



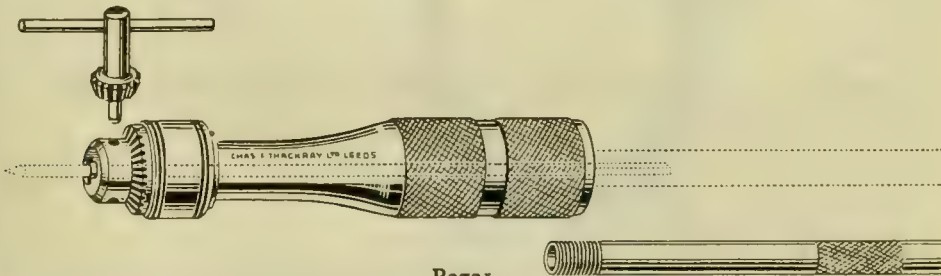
B2718

- B2718 STEINMANN'S PINS, for large size Böhler's Stirrups, trocar points, size: 8 in. by 4 mm., †stainless steel each
 B2719 Ditto .. for small size Böhler's Stirrups size: 6 in. by 4 mm. each
Other sizes of pins to order.



B2720

- B2720 TRANSFIXION PIN MOUNTS, for use with 4 mm. diameter pins, stainless steel per pair



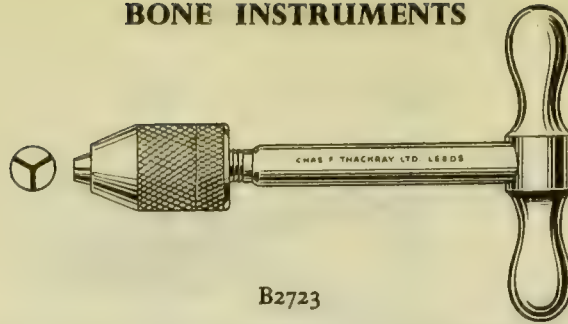
B2721

- B2721 EXTRACTOR AND DRIVER, for Steinmann's Pins, with Jacobs' Non-slip Chuck, complete with extension tube; handle anodised aluminium each
 B2721A Ditto .. stainless steel throughout each
 B2722 Ditto .. without extension tube, handle anodised aluminium each
 B2722A Ditto .. stainless steel throughout each

The extension tube is used for impaction to avoid damage to pin or handle. The Jacobs' Chuck ensures a firm grip on the pin for extraction.

†Made of a special grade of Austenitic Stainless Steel to minimise risk of breakage, and with trocar point to facilitate insertion.

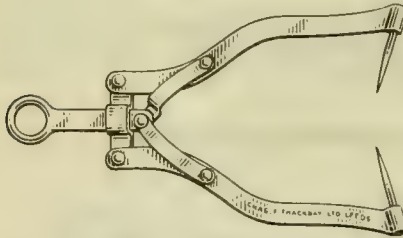
BONE INSTRUMENTS



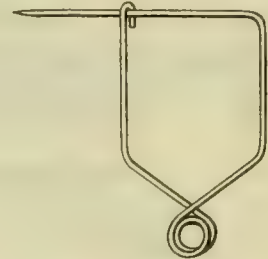
B2723

Cat. No.

- | | | |
|----------|--|------|
| B2723 | HANDLE, chromium plated, with chuck, to hold Steinmann's Pins .. | each |
| *†B2723A | Ditto .. with Jacobs' non-slip chuck, complete with key .. | each |

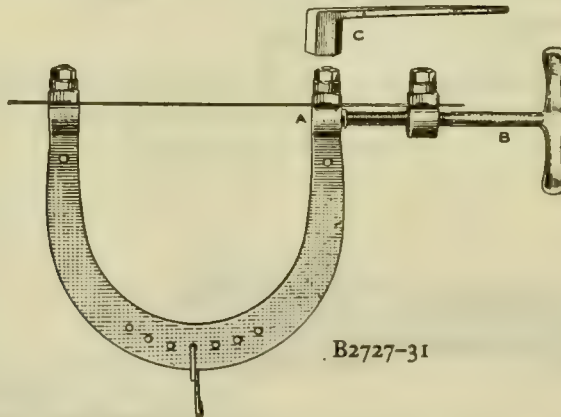


B2724



B2726

- | | | |
|-------|--|------|
| B2724 | BÖHLER'S EXTENSION STIRRUP, "ice-tong" pattern, large size, with detachable pins, stainless steel | each |
| B2725 | Ditto .. small size for os calcis | each |
| B2726 | BROCK'S FINGER EXTENSION PIN, stainless steel, three sizes: $\frac{7}{8}$ in., 1 in. and $1\frac{1}{8}$ in. internal width | each |



B2727-31

- | | | |
|-------|--|------|
| B2727 | KIRSCHNER'S EXTENSION STIRRUP (A), complete with two hooks, stainless steel, four sizes: 7 cm., 9 cm., 13 cm., and 15 cm. wide (inner measurements), | each |
| B2728 | WIRE STRAINER (B), stainless steel | each |
| B2729 | KEY (C), stainless steel | each |
| B2730 | SPARE HOOKS, stainless steel | each |
| B2731 | KIRSCHNER'S WIRES, stainless steel, 11 in., sizes: 0.8 mm., 1.0 mm., 1.25 mm. and 1.5 mm. diameter | doz. |

Drill stocks for wires: page B505.

*Not illustrated

†Now available with stainless steel Jacobs' Chuck



B2732

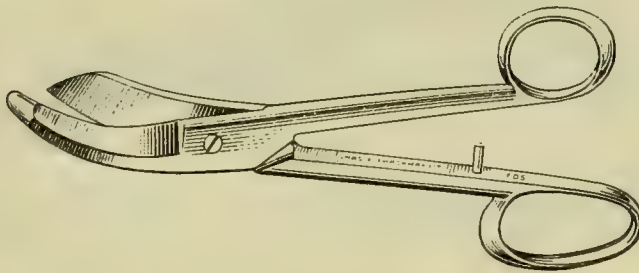
Cat. No.

B2732 ESMARCH'S PLASTER KNIFE, solid forged, $7\frac{1}{4}$ in., nickel plated .. each



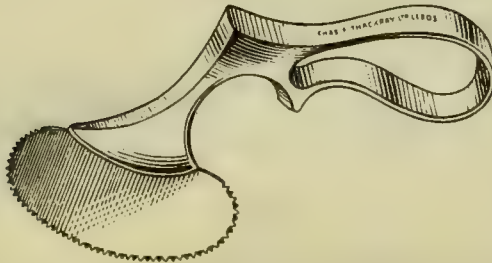
B2733

B2733 PLASTER KNIFE, with wooden handle each



B2734

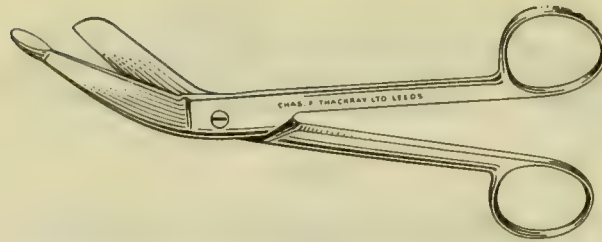
B2734 BÖHLER'S PLASTER SCISSORS, $10\frac{1}{4}$ in., stainless steel each



B2735

B2735 ENGEL'S PLASTER SAW, stainless steel, chromium plated handle .. each

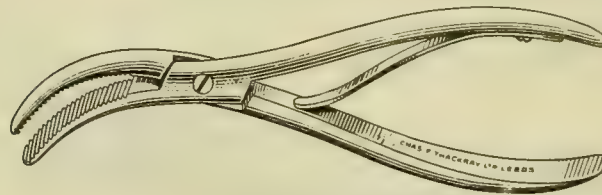
BONE INSTRUMENTS



B2736


Cat. No.

| | | | | | | | | |
|---------|--|----|----|----|----|----|----|------|
| B2736 | LISTER'S BANDAGE SCISSORS, angled laterally, with flattened probe-end on lower blade, 6 in., stainless steel | .. | .. | .. | .. | .. | .. | each |
| *B2736A | Ditto .. 7 in. | .. | .. | .. | .. | .. | .. | each |
| *B2738 | Ditto .. 10 in. | .. | .. | .. | .. | .. | .. | each |



B2739

| | | | | | | | | |
|-------|---|----|----|----|----|----|----|------|
| B2739 | BÖHLER'S PLASTER BENDER, with spring, 10 in., stainless steel | .. | .. | .. | .. | .. | .. | each |
|-------|---|----|----|----|----|----|----|------|

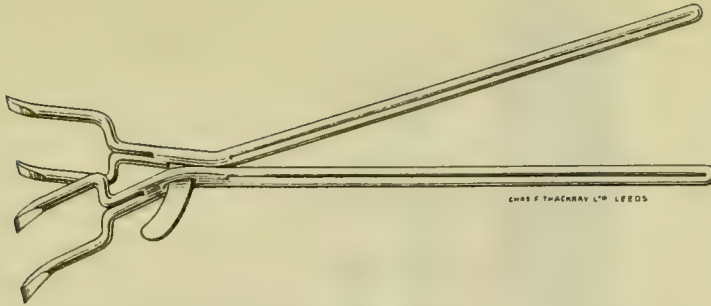


B2740

| | | | | | | | | |
|-------|---|----|----|----|----|----|----|------|
| B2740 | DAW'S PLASTER SPREADER, 17 in., stainless steel | .. | .. | .. | .. | .. | .. | each |
|-------|---|----|----|----|----|----|----|------|

A robust instrument, solid forged, with serrated jaws to ensure a firm grip on the plaster.

**Not illustrated*

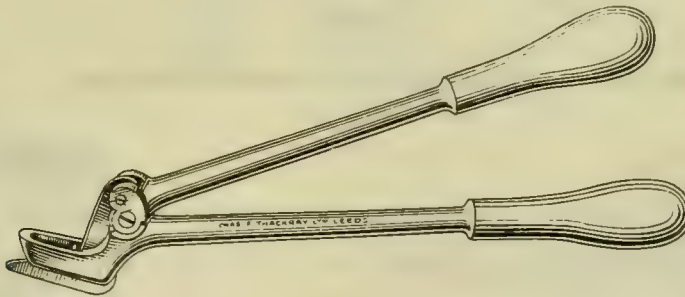


B2741

Cat. No.

B2741 ERIC LLOYD'S PLASTER SPREADERS, with two fork-blades, galvanised, each

The levers are introduced one at a time and linked for spreading.

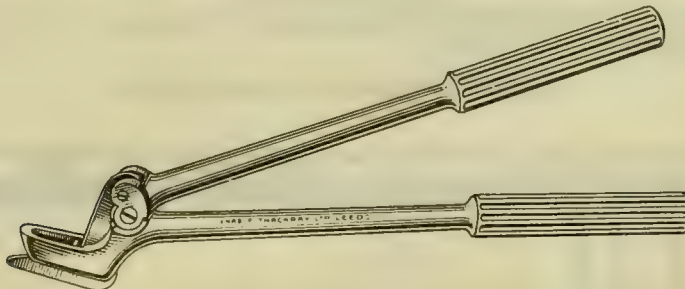


B2742

B2742 SWEDISH PATTERN (LORENZ') PLASTER SHEARS, 13 in., nickel plated, each

B2743 Ditto .. 15 in. each


B2744 Ditto .. 18 in. each



B2745

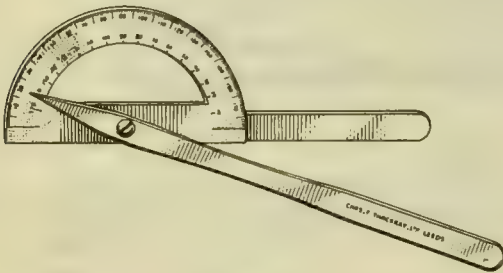
B2745 SWEDISH PATTERN PLASTER SHEARS, with fluted handles, 15 in., stainless steel each

BONE INSTRUMENTS



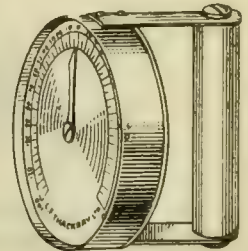
B2746

Cat. No.
B2746 GUTHRIE SMITH'S GONIOMETER, with wooden folding frame .. each



B2747

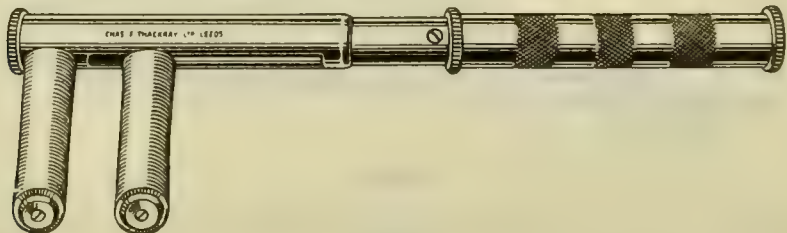
B2747 SIMPLE PATTERN GONIOMETER, chromium plated each



B2747A

B2747A PATRICK'S GONIOMETER, for measurement of supination and pronation, with dial cover, chromium plated each

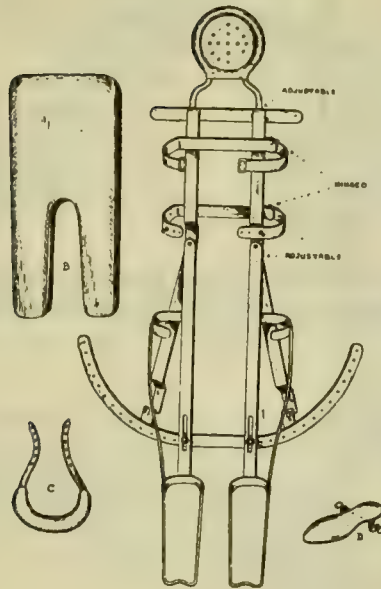
Vide "B.M.J." August 18th, 1944, page 246.



B2748

B2748 THOMAS' TALIPES WRENCH, nickel plated, with rubber covered arms, each

BONE INSTRUMENTS
SPLINTS, ETC.



B2749

Cat. No.

- | | | | | | | | | | |
|--------|---|----|----|----|----|----|----|----|-------------|
| B2749 | BODY ABDUCTION FRAME, adults' size, with hinged chest and waistbands, leather covered body mattress (B), two leather covered perineal supports (C) to each frame, adjustable head support, two adjustable foot supports (D) and chest strap | .. | .. | .. | .. | .. | .. | .. | .. complete |
| B2749A | Ditto .. children's size | .. | .. | .. | .. | .. | .. | .. | .. complete |

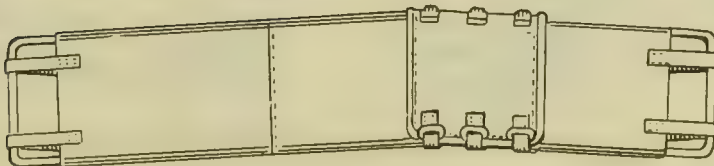
Frame is adjustable for length and wide range of abduction. Measurements required—

Length: axilla to perineum.

Length: axilla to ankle.

Circumference: chest, waist, thigh and ankle.

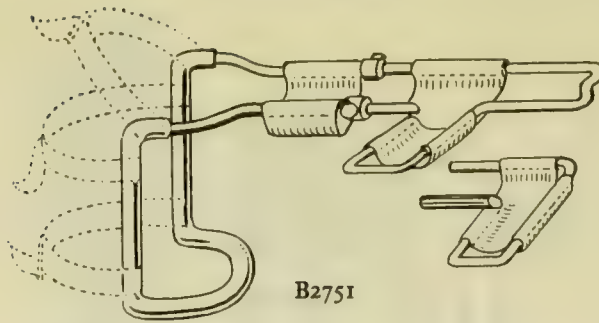
See also fig. B2796



B2750

- | | | |
|-------|---|------|
| B2750 | BRADFORD FRAME, tubular steel, with canvas support and chest band | each |
| | <i>For maintaining patient in hyperextension position.</i> | |

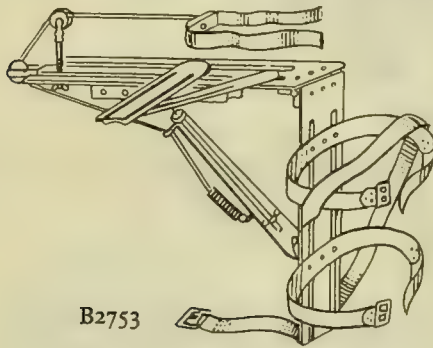
BONE INSTRUMENTS
SPLINTS, ETC.



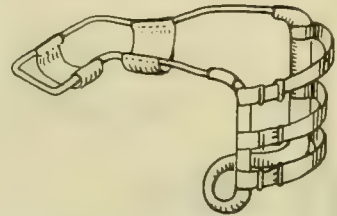
B2751

Cat. No.

- B2751 BURROWS' ARM ABDUCTION SPLINT, duralumin, for either arm, adjustable in length, padded, with straps, three sizes : small, medium and large .. each
- B2752 Ditto .. but without skeletal traction piece each

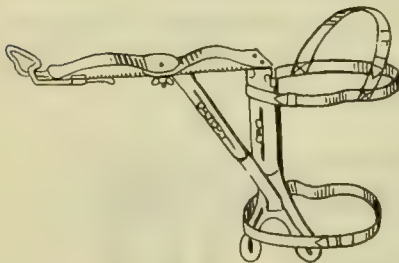


B2753

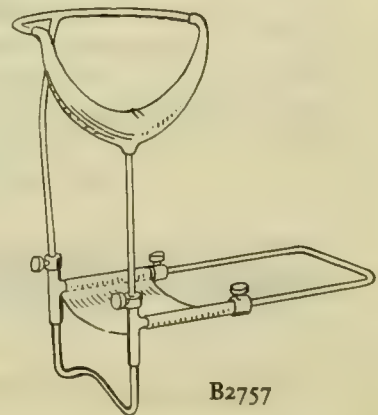


B2755

- B2753 BÖHLER'S ARM ABDUCTION SPLINT, duralumin, with straps, two patterns: right and left each
- B2754 Ditto .. padded each
- B2755 LITTLER JONES' ARM ABDUCTION SPLINT, duralumin, padded, with straps, two patterns: right and left each



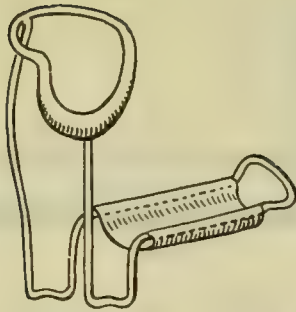
B2756



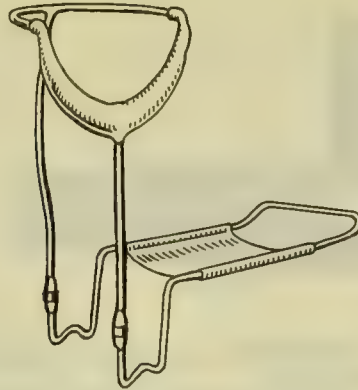
B2757

- B2756 ALLAN TODD'S ARM ABDUCTION SPLINT, duralumin, for either arm, padded, with straps, two sizes: small and large each
- B2757 UNIVERSAL HUMERUS SPLINT, duralumin, padded, for either arm, two sizes: small and large each

BONE INSTRUMENTS
SPLINTS, ETC.




B2758

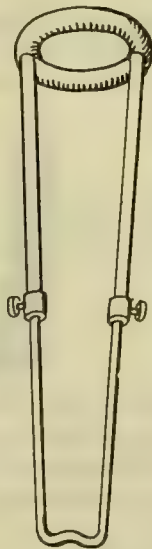


B2759

- Cat. No. B2758 ROBERT JONES' HUMERUS SPLINT, duralumin, padded, two patterns:
right and left, three sizes: small, medium and large each
- B2759 ROBERT JONES' HUMERUS SPLINT, Zachary Cope's modification, duralu-
min, padded, for either arm, three sizes: small, medium and large each



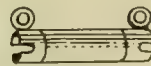
B2760



B2761



B2762



B2764

| B2760 — B2762 | | |
|---------------|------------------|--------|
| Size | Ring circumf. | Length |
| 1 | = 15 in. | 24 in. |
| 2 | = 16 in. | 26 in. |
| 3 | = 17 in. | 28 in. |
| 4 | = 18 in. | 30 in. |
| 5 | = 19 in. | 32 in. |
| 6 | = 20 in. | 34 in. |


- B2760 ROBERT JONES' ARM SPLINT, fixed ring, padded, six sizes each
- B2761 Ditto .. telescopic each
- B2762 Ditto .. swivel ring each
- *B2763 Ditto .. swivel ring and telescopic (ring sizes: see table above) each
- B2764 HAND GRIP for Robert Jones' Splints each

**Not illustrated*

BONE INSTRUMENTS
SPLINTS, ETC.




B2765



B2766

Cat. No.

- B2765 ARM SPLINT, wood, angular, hollow, with hole for elbow, set of six (two each three sizes) per set
- B2766 ARM SPLINT, wood, angular, jointed to fix at any angle, with set-screw, set of three sizes per set



B2767

- B2767 ARM SPLINTS, wood, in sets of eight pairs per set



B2768



B2769

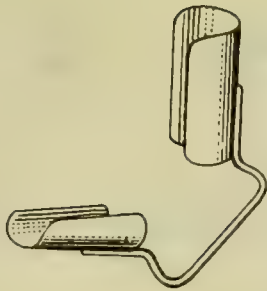
- B2768 ARM SPLINT, wood, plain, angular, set of three sizes per set
- B2769 ARM SPLINT, wood, hollowed anterior, set of three sizes per set



B2770

- B2770 CARR'S RADIUS SPLINT, wood, two patterns: right and left, three sizes each
- B2771 Ditto .. in sets of three each right and left per set

BONE INSTRUMENTS
SPLINTS, ETC.



B2772



B2773

- Cat. No.
- B2772 ROBERT JONES' ELBOW SPLINT, duralumin, unpadded, three sizes: small, medium and large each
- B2773 ROBERT JONES' Wrist Splint, "cock-up", aluminium, three sizes: small, medium and large each

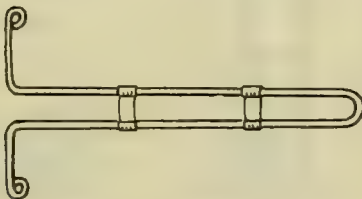


B2774



B2775

- B2774 ROBERT JONES' HAND SPLINT, aluminium, three sizes: small, medium and large each
- B2775 Ditto .. with thumb piece, two patterns: right and left, three sizes .. each



B2776



B2777

- B2776 BÖHLER'S FINGER SPLINTS, tinned wire, set of three sizes .. per set
- B2777 FINGER SPLINTS, perforated zinc, set of six sizes per set



B2778



B2779



B2780

- B2778 "GUY'S" PATTERN FINGER SPLINTS, aluminium, set of six sizes .. per set
- B2779 FINGER SPLINTS, gutter shaped with palm piece, aluminium, set of six sizes per set
- B2780 FINGER SPLINTS, stout aluminium, set of six sizes per set


BONE INSTRUMENTS
SPLINTS, ETC.



B2781




B2782



B2783


Cat. No.

| | | | |
|-------|---|----|---------|
| B2781 | FINGER SPLINTS, aluminium, set of six sizes | .. | per set |
| B2782 | CRAMER'S FINGER SPLINTS, tinned wire, set of six sizes .. | .. | per set |
| B2783 | LEWIN'S FINGER SPLINTS, aluminium, set of three sizes .. | .. | per set |

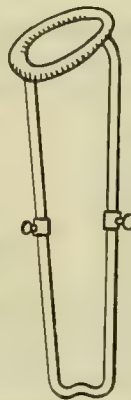


B2784

| | | | |
|-------|---|----|------|
| B2784 | UNIVERSAL SPLINTS, gutter pattern, aluminium, malleable, thirty-one sizes: 6 in. to 36 in. long | .. | each |
| B2785 | Ditto .. padded | .. | each |



B2786



B2787



B2788



B2789

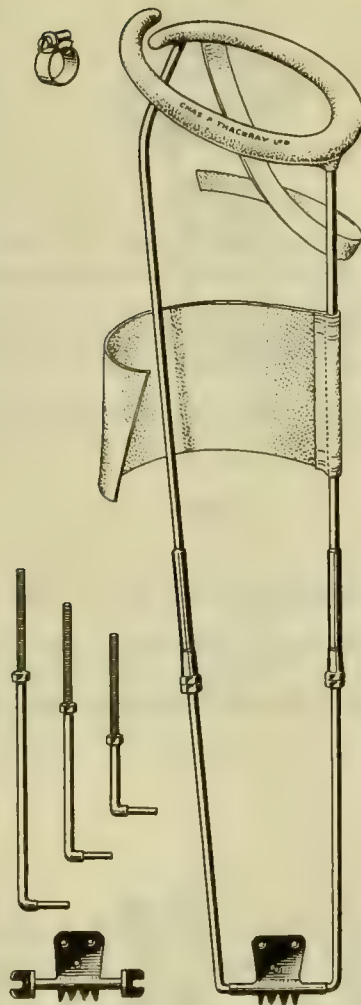


B2790

| | | | |
|--------|--|----|------|
| B2786 | ROBERT JONES' modified THOMAS' FEMUR SPLINT, padded, 16 in. inside circumference of ring | .. | each |
| B2786A | Ditto .. 17 in. to 28 in. inside circumference of ring | .. | each |
| B2787 | Ditto .. telescopic | .. | each |
| B2788 | Ditto .. half-ring, swivel | .. | each |
| B2789 | HEEL SOCKET, with plate for round caliper end | .. | each |
| B2790 | KNEE CAP, single, for caliper splint | .. | each |
| *B2791 | Ditto .. double | .. | each |

Attachments for femur splints: page B524.

**Not illustrated*



Cat. No.

B2793

B2793 CHARNLEY'S WALKING CALIPER, consisting of: three adjustable rings (one each three sizes) with side bars attached, four pairs of extension pieces, (two each four sizes), two movable and one fixed heel sockets complete

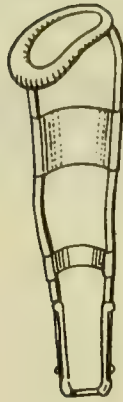
The rings are split for adjustment, in three sizes: 15 in., 18 in. and 21 in. circle allowing approximately 1½ in. movement. The extension pieces are in four sizes: 3 in., 6 in., 9 in. and 12 in. with screw adjustments.

A complete splint can be assembled from the above parts to fit any patient. Size 15 in. extension piece, extra large, can be supplied additional to the set.

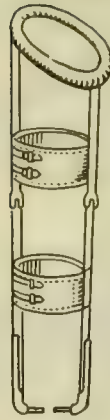
SPARE PARTS

| | | |
|--------|---------------------------------|------|
| B2793A | Ring with leather apron | each |
| B2793B | Extension Pieces | pair |
| B2793C | Fixed Heel Socket | each |
| B2793D | Movable Heel Sockets | each |

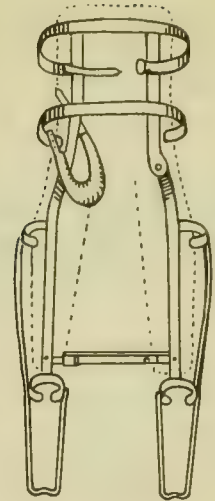
BONE INSTRUMENTS
SPLINTS, ETC.



B2794



B2795



B2796

Cat. No.

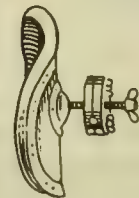
- | | | |
|-------|---|------|
| B2794 | CALIPER SPLINT, with leather apron and shoulder strap, to extend for growth.. .. . | each |
| B2795 | CALIPER SPLINT, with two ring-catch joints, with thigh and calf bands, to extend for growth | each |
| B2796 | ROBERT JONES' ABDUCTION FRAME, single, with body pad and straps, each | each |
| B2797 | Ditto .. double | each |



B2798




B2799



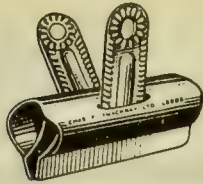
B2800

- | | | |
|-------|---|------|
| B2798 | PEARSON'S SUPPORT, with loop, for attaching to femur splint, two sizes: small and large | each |
| B2799 | PEARSON'S KNEE FLEXION PIECE, for attaching to femur splint, two sizes: small and large | each |
| B2800 | PEARSON'S PRESSURE PAD, for attaching to femur splint, rubber covered, each | each |


BONE INSTRUMENTS
SPLINTS, ETC.



B2801



B2802



B2803

Cat. No.

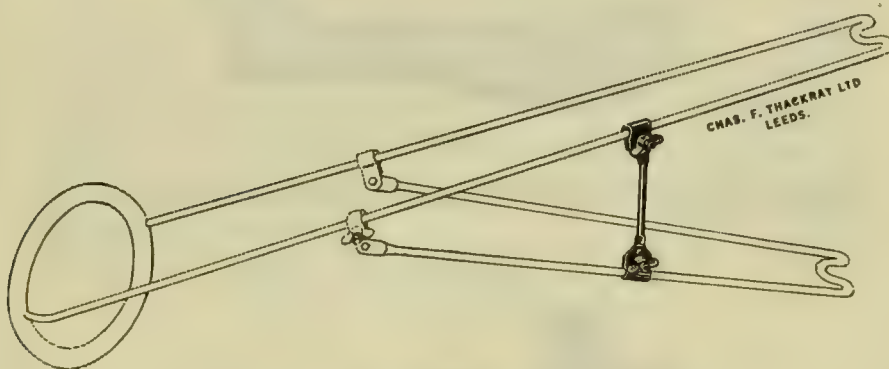
B2801 SINCLAIR'S REVERSIBLE STIRRUP, two sizes: small and large .. each

B2802 SPRING CLIP, for fixing slings to leg splints, sizes: 2½ in., 3 in. and 5 in. width of jaws .. each

The spring is sufficiently large to clear the bar of the splint.

B2803 SPRING CLIP, serrated pattern for fixing slings to leg splints, 2½ in. width of jaws .. each

This pattern has deeply serrated jaws to ensure a firm grip and has a coiled spring at the fulcrum thus allowing the jaws to clear the bar of the splint.




32804

B2804 HULMAN'S SUPPORTING BAR, for Pearson's Knee Flexion Piece .. each

This attachment provides stability when flexion of the knee has been obtained by Pearson's flexion piece. The device consists of a steel bar with a hinged clamp at each end. To vary the degree of flexion the bar is pushed towards or away from the hinge of the flexion piece. Wing nuts are provided to fix the bar in the desired position.

Vide "The Lancet", Jan. 2nd, 1954, page 26.



B2805

B2805 SINCLAIR'S FOOTPIECE, wood each

BONE INSTRUMENTS

SPLINTS, ETC.



B2806

Cat. No.

B2806 BRYANT'S BACK LEG SPLINT, wood, with adjustable footpiece .. each



B2807

B2807 CLINE'S LEG SPLINT, wood, two patterns: right and left, three sizes: small, medium and large each



B2808

B2808 "GUY'S" PATTERN LEG SPLINT, wood, for either leg, three sizes: small, medium and large each

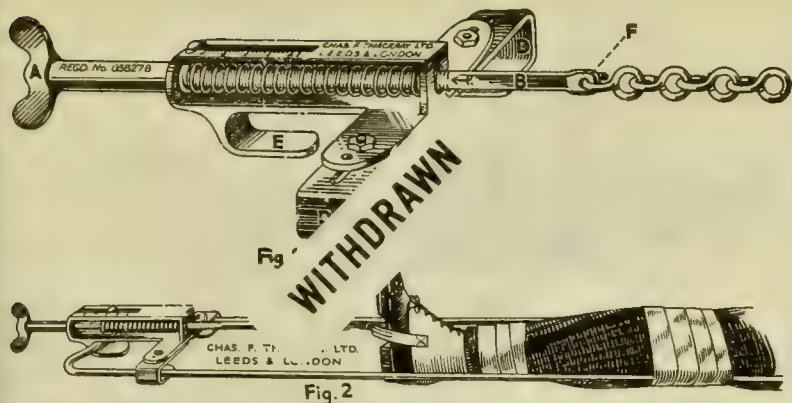


B2809

B2809 LISTON'S LEG AND THIGH SPLINT, wood, set of six sizes .. per set

BONE INSTRUMENTS

SPLINTS, ETC.



B2810

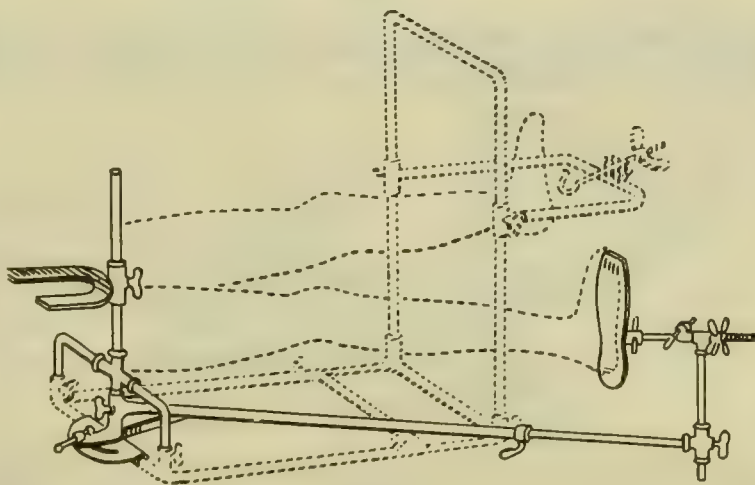
Cat. No.

B2810 RUFUS HARRIS' EXTENSION APPARATUS, for use with Thomas' type femur splints, with nickel plated chain, canvas spat with strap and steel footplate for attaching to chain complete

The apparatus is very simple: after selecting a splint of suitable ring size and length, the appliance is hooked over the end of the splint at E and the U-shaped clips D firmly pushed in to the splint sides to grip them firmly. The screw A must be unscrewed so that the rod B is withdrawn about 2 in. until the arrow on the rod shows at C. If the chain is then attached at F and hooked with tension to one of the swivels of the extension spat, extension can be applied gradually by turning the screw A in a clockwise direction until the desired degree is obtained as registered in lbs. on the graduated scale. A maximum of 25 lb. is possible.

The appliance has its use also in treatment in those cases where the patient is on a Thomas' type splint and counter-extension and immobilization are desired.

Vide the "B.M.J.", Dec. 4th, 1940, page 834.

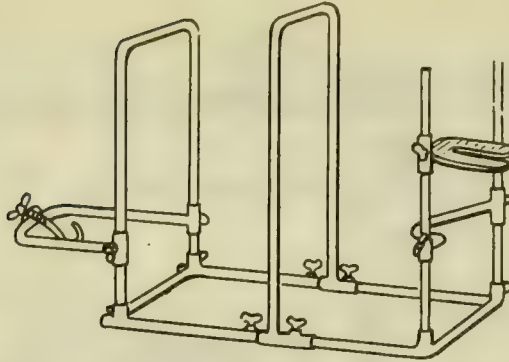


B2811

B2811 BÖHLER'S ABDUCTION-TRACTION FRAME, enamelled finish, for attaching to frames fig. Nos. B2812 and B2813 each

BONE INSTRUMENTS

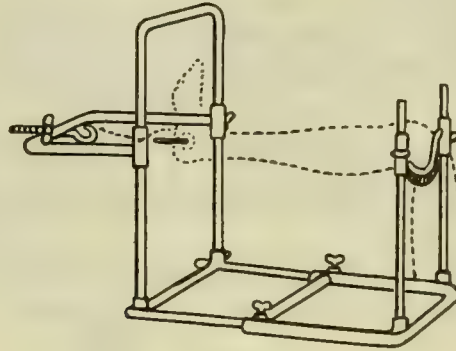
SPLINTS, ETC.



B2812

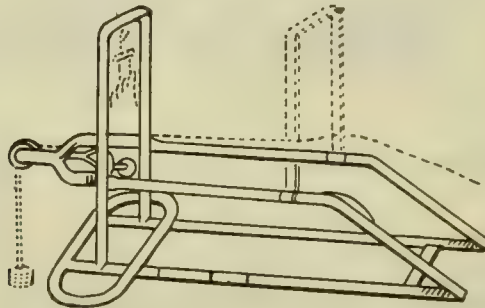
Cat. No.

B2812 BÖHLER'S TRACTION FRAME, enamelled finish, for femur and calcaneus, with centre loop, pelvic rest, knee rest and screw traction each



B2813

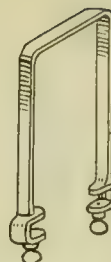
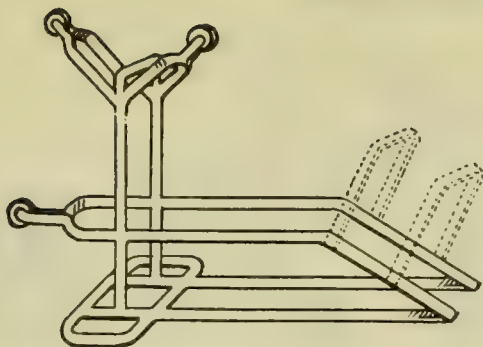
B2813 BÖHLER'S TRACTION FRAME, enamelled finish, for femur and calcaneus, with knee rest and screw traction.. .. each



B2814

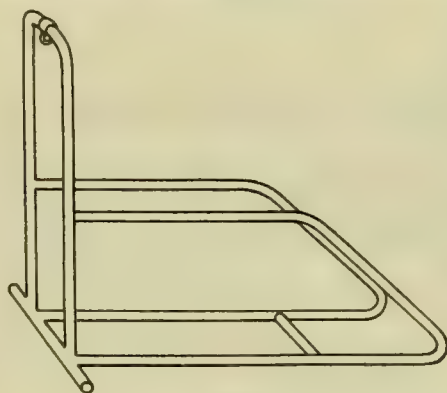
B2814 BÖHLER'S TRACTION FRAME, enamelled finish, with single pulley (Hoop: B2816A) each

**BONE INSTRUMENTS
SPLINTS, ETC.**

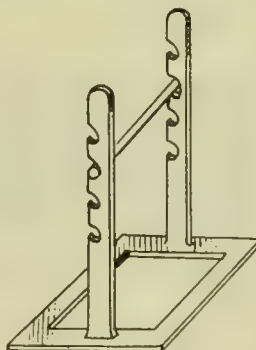


B2816A

- | | | |
|---------------|---|---------|
| Cat. No. | B2815 | |
| B2815 | BÖHLER'S TRACTION FRAME , enamelled finish, with three pulleys | each |
| *B2816 | Ditto .. four pulleys | each |
| B2816A | PROTECTION HOOP , enamelled finish, for Böhler's Frames | .. each |

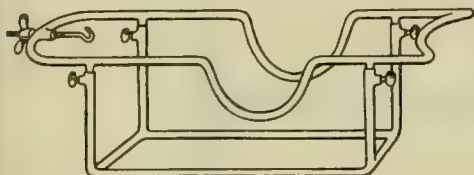


B2817

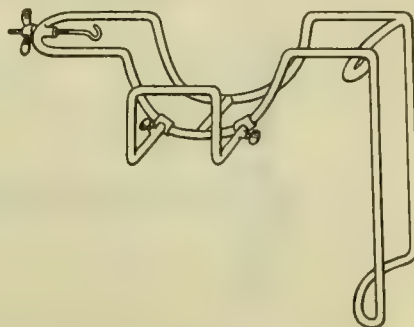


B2817A

- | | | |
|---------------|---|---------|
| B2817 | BRAUN'S CRADLE SPLINT , enamelled finish, for use with independent pulleys.. | .. each |
| B2817A | BÖHLER'S KNEE SUPPORT , enamelled finish, with adjustable rod.. | .. each |



B2818



B2819

- | | | |
|--------------|---|---------|
| B2818 | BÖHLER'S TRACTION FRAME , enamelled finish, for forearm, with screw traction; for either arm | .. each |
| B2819 | BÖHLER'S TRACTION FRAME , enamelled finish, for humerus, with screw traction; for either arm | .. each |

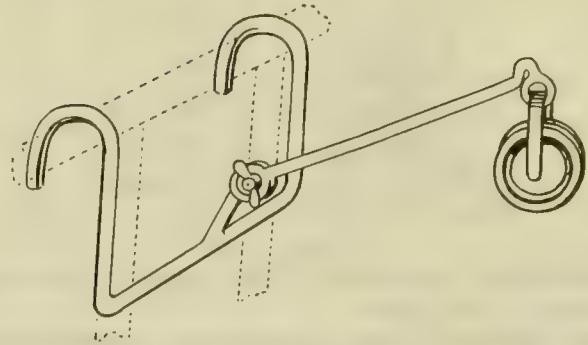
**Not illustrated*

BONE INSTRUMENTS

SPLINTS, ETC.



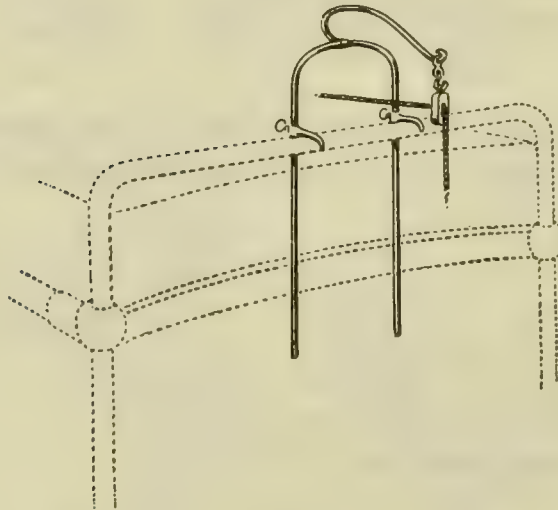
B2820



B2821

Cat. No.

- B2820 WATSON-JONES' TIBIAL TRACTION APPARATUS, adjustable, with leather covered support, nickel plated each
- B2821 BUCK'S EXTENSION APPARATUS, dull-plated finish, with adjustable pulley arm, swivel pulley and rubber covered hooks for bedrail each

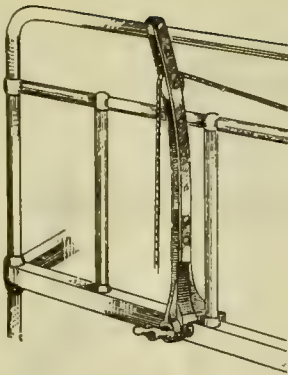


B2821A

- B2821A "UNIVERSAL" EXTENSION APPARATUS, enamelled finish, with chain, pulley block and two pairs adjustable supporting hooks each

This apparatus can be applied to any hospital type bed, without the aid of clamps. It is simple in design and speedily applied.

BONE INSTRUMENTS
SPLINTS, ETC.



B2822



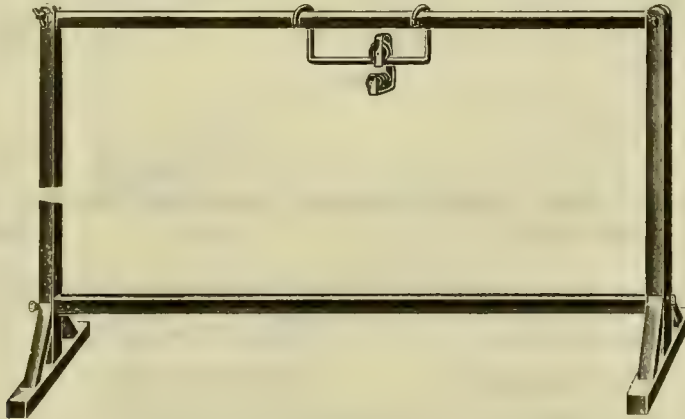
B2822A



B2823

Cat. No.

- | | | |
|---------|--|------|
| B2822 | "GUY'S" EXTENSION APPARATUS, enamelled finish, for fixing to bed, with pulley | each |
| B2822A | EXTENSION APPARATUS, enamelled finish, for fixing to bed, with pulley and screw clamps | each |
| B2823 | EXTENSION APPARATUS, enamelled finish, simple pattern, to fix on foot end of bed | each |
| *B2823A | Ditto .. for tubular bedsteads | each |

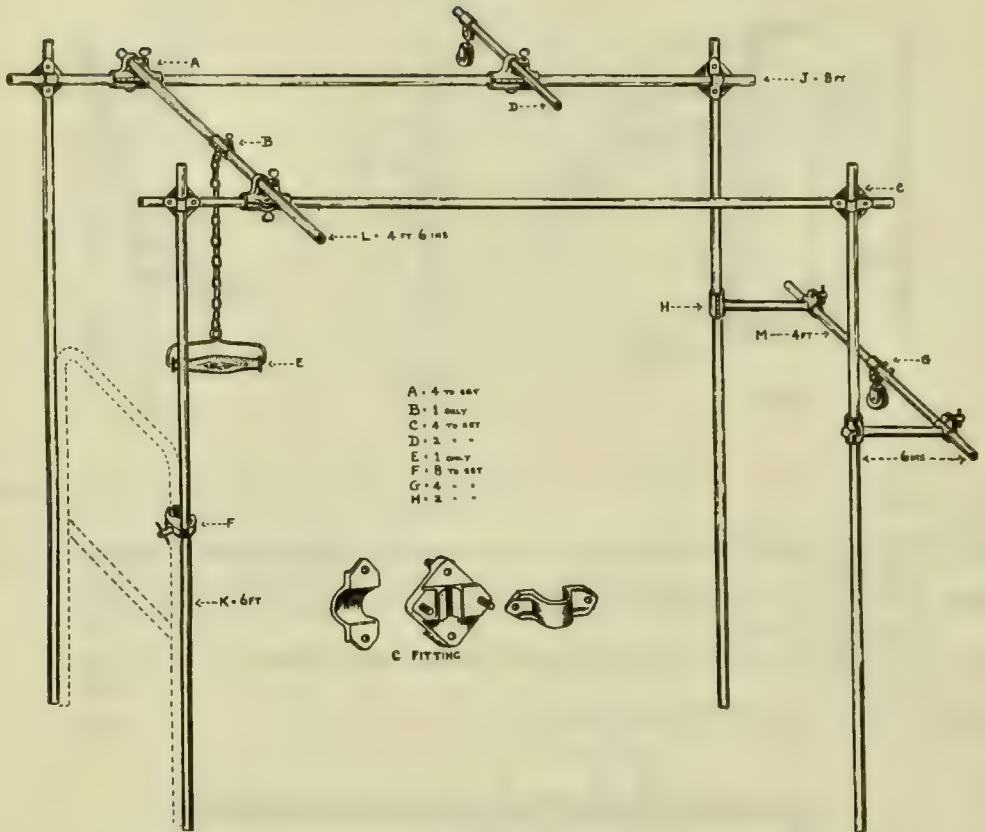


B2824

- | | | |
|--------|---|----------|
| B2824 | BALKAN BEAM, wood, to fit over 6 ft. 6 in. bed, height: 6 ft. complete with pulleys and cord, collapsible for storage | complete |
| *B2825 | Ditto .. double, four-poster | complete |
| *B2826 | FRACTURE BOARDS, wood, size 36 in. by 8 in. | each |

**Not illustrated*

BONE INSTRUMENTS
SPLINTS, ETC.



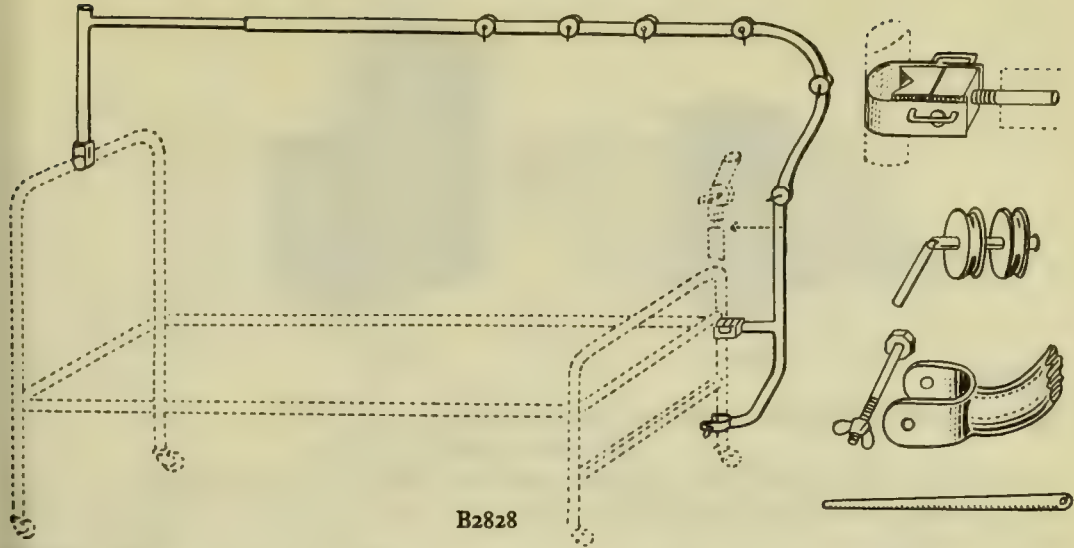
B2827

Cat. No.

B2827 "UNIVERSAL" BED FRAME, four-poster, tubular steel, enamelled finish, consisting of parts A to M complete

- | | |
|--------------------------|--------------------------------|
| A. Double-hinged clamp. | G. Extension Pulley with clip. |
| B. Hinged eye clamp. | H. Foot Extension Fitting. |
| C. Two-way corner clamp. | J. Horizontal Beam. |
| D. Extension Tube. | K. Corner Uprights. |
| E. Hand Grip. | L. Overhead Cross Beam. |
| F. Bed Clamp. | M. Foot Extension Tube. |

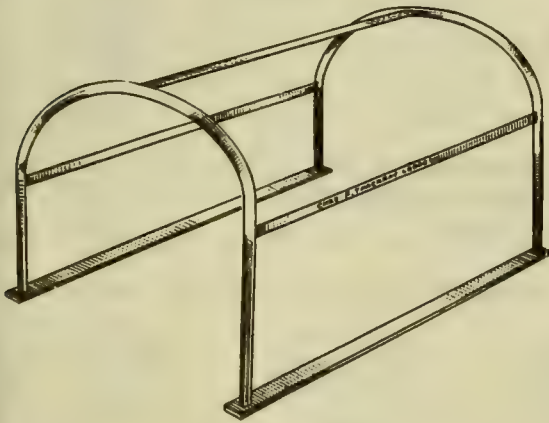
BONE INSTRUMENTS
SPLINTS, ETC.




B2828

Cat. No.

B2828 SOUTTAR'S BALKAN BEAM, tubular steel, enamelled finish, with six pulleys complete



B2829



B2830

B2829 BED CRADLE, iron, aluminium painted, three sizes :

| Length | Width | Height | | | | | |
|--------|--------|--------|----|----|----|----|------|
| 16 in. | 12 in. | 12 in. | .. | .. | .. | .. | each |
| 20 in. | 15 in. | 13 in. | .. | .. | .. | .. | each |
| 24 in. | 18 in. | 16 in. | .. | .. | .. | .. | each |


B2830 BED CRADLE, Folding iron, aluminium painted, folding flat when not in use. Ideal for export as minimum space is required for packing and shipment. Four sizes. Measurements when open :

| Size | | Length | Width | Height | | |
|--------|---------------|--------|--------|--------|----|------|
| No. 1. | For one knee | 14 in. | 13 in. | 11 in. | .. | each |
| No. 2. | For one leg | 16 in. | 15 in. | 13 in. | .. | each |
| No. 3. | For both legs | 19 in. | 17 in. | 14 in. | .. | each |
| No. 4. | For body | 24 in. | 22 in. | 16 in. | .. | each |

**BONE INSTRUMENTS
SPLINTS, ETC.**



B2831



B2832

Cat. No.

B2831 BED BLOCK, wood, for tilting bed, seven sizes: 4 in. to 10 in. high .. per pair
Other sizes on request.

B2832 THE "FOURWAY" BED BLOCK, wood, for tilting bed, incorporating four heights: 4 in., 6 in., 8 in. and 10 in. per pair



B2833



APPROX 5 LB
B2834



B2835



B2837

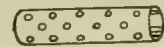


B2840

- | | | | | |
|--------|---|----|----|----------|
| B2833 | WEIGHTS, complete with hanger, approximately 18 lb. | .. | .. | set |
| B2834 | WEIGHTS, tapered, complete with hanger, approximately 5 lb. | .. | .. | set |
| B2835 | PULLEY WHEEL, with hook, single, metal | .. | .. | each |
| *B2836 | Ditto .. double | .. | .. | each |
| B2837 | Ditto .. with screw, single (for wooden Balkan Beam) | .. | .. | each |
| *B2838 | Ditto .. double | .. | .. | each |
| *B2839 | EXTENSION CORD | .. | .. | per yard |
| B2840 | SPRING BALANCE, up to 50 lb. | .. | .. | each |
| B2840A | LEAD SHOT | .. | .. | per lb. |



B2841

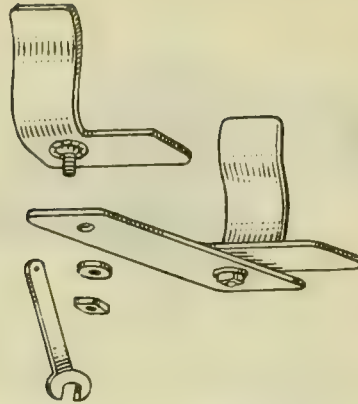


B2843

- | | | | | |
|--------|---|----|----|------|
| B2841 | CRAMER'S WIRE SPLINTING, 36 in. long, six widths: 1 in., 2 in., 3 in., 4 in., 5 in. and 6 in. | .. | .. | each |
| *B2842 | "GYPSONA" PLASTER OF PARIS BANDAGES, in three yard lengths, four widths: 2 in., 3 in., 4 in. and 6 in., packed in sealed tins | .. | .. | each |
| B2843 | COLT'S PLASTER TUBES, perforated tin, four sizes: 3 in., 4 in., 5 in. and 6 in. long | .. | .. | each |

**Not illustrated*

BONE INSTRUMENTS
SPLINTS, ETC.



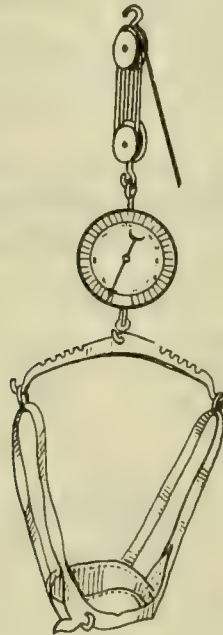
B2865



B2866

Cat. No.

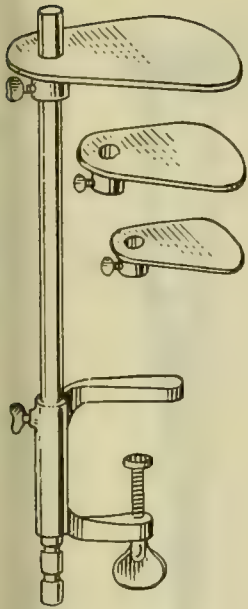
| | | |
|-------|--|------|
| B2865 | DENIS BROWNE'S TALIPES SPLINT, aluminium, with spanner, three sizes: small, medium and large | each |
| B2866 | DENIS BROWNE'S TALIPES SPLINT, aluminium, fixed crossbar, with bootees | each |
| B2867 | Ditto .. with adjustable crossbar | each |



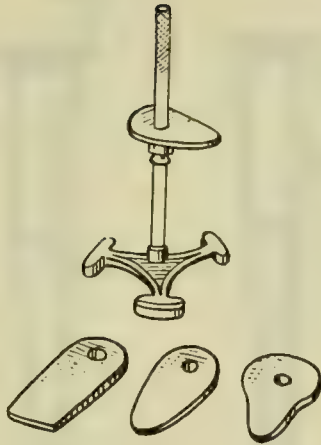
B2868

| | | |
|--------|--|------|
| B2868 | GLISSON'S SLING, complete with spring balance and pulley tackle .. | each |
| B2869 | Ditto .. sling and cross-bar only, without balance or pulley tackle .. | each |
| B2869A | Ditto .. sling only | each |
| B2869B | Ditto .. cross-bar only | each |

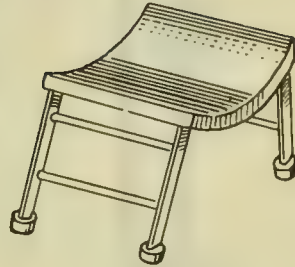
BONE INSTRUMENTS
SPLINTS, ETC.



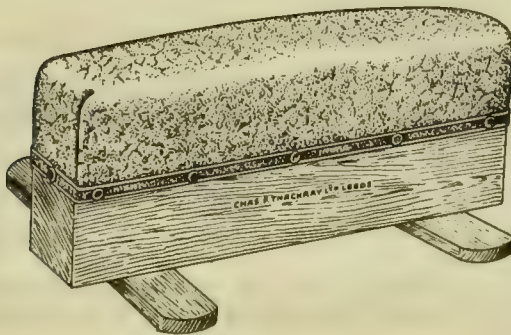
B2870



B2871



- Cat. No.
 B2870 LORENZ' PELVIC SUPPORT, with three detachable plates, nickel plated complete
 B2871 ALLAN TODD'S SUPPORT, consisting of: pelvic support with four detachable plates and folding shoulder support, aluminium complete



B2872

- B2872 VOLKMANN'S PELVIC REST, wood, padded top each

BONE INSTRUMENTS
SPLINTS, ETC.



B2873

B2875

B2876

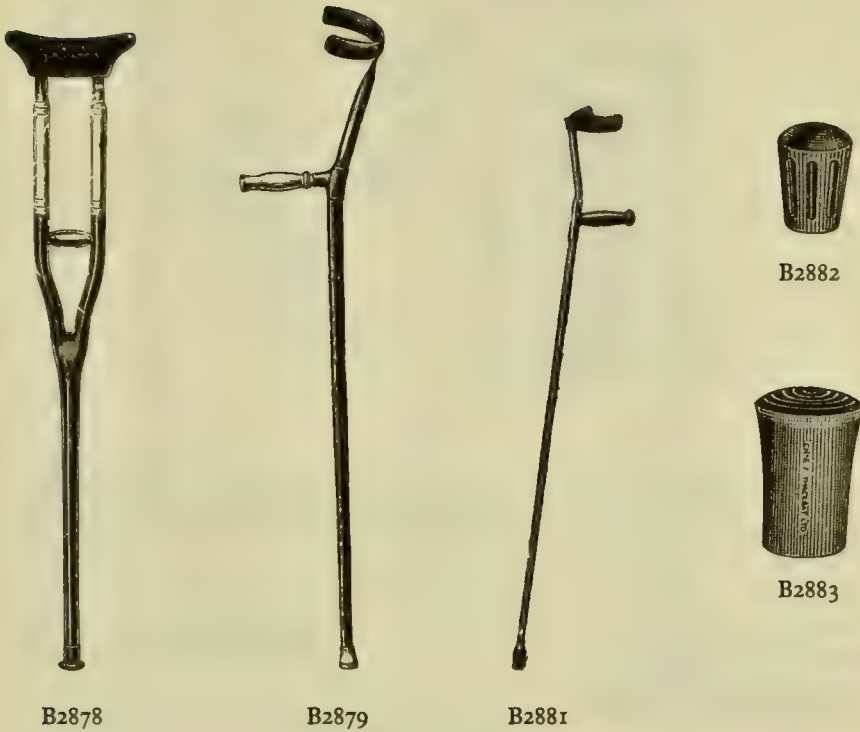
B2877

Cat. No.

- B2873 INVALID CRUTCH, beechwood, with padded head, polished natural finish
per pair
- *B2874 Ditto .. unpadded head per pair
- B2875 FRENCH PATTERN INVALID CRUTCH, beechwood, with padded head,
polished black finish per pair
- B2876 INVALID CRUTCH, beechwood, with adjustable hand grip and padded head,
polished natural finish per pair
- B2877 INVALID CRUTCH, beechwood, with padded head, adjustable base and hand
grip, two sizes : 44 in. to 54 in. adjustment and 48 in. to 58 in. adjustment, polished
black or natural finish per pair
- B2877A Ditto .. 36 in. to 44 in. adjustment for children per pair

**Not illustrated*

BONE INSTRUMENTS
SPLINTS, ETC.

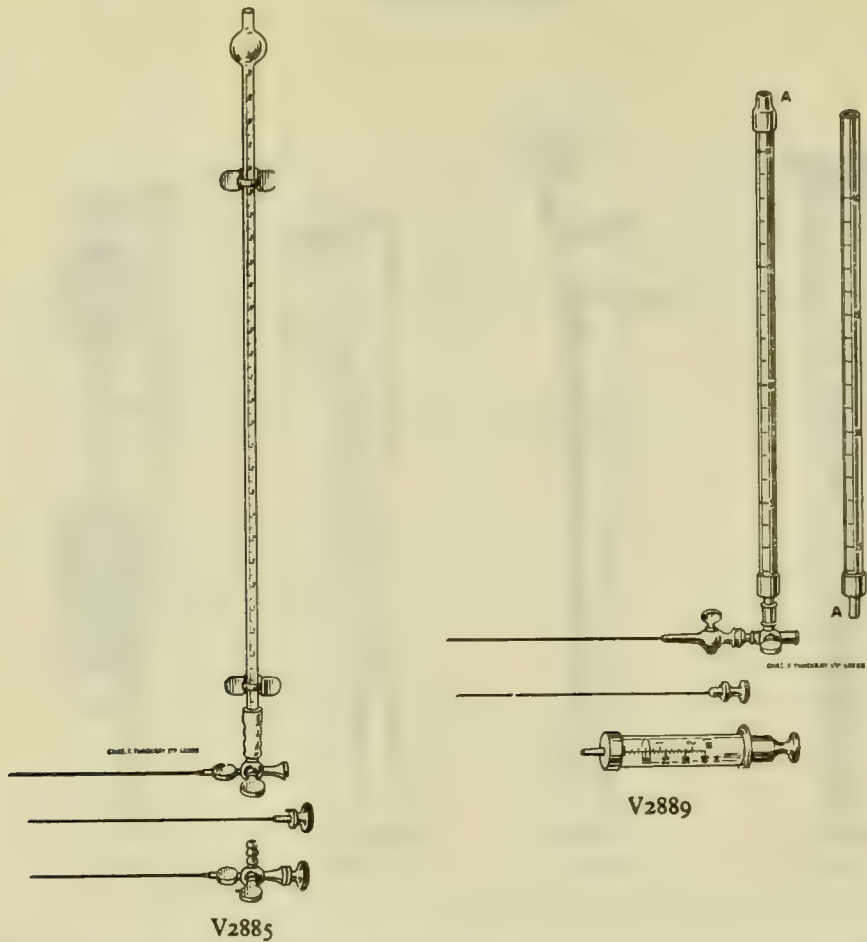


Cat. No.

- B2878** INVALID CRUTCH, beechwood, with metal top uprights containing concealed springs, padded head, polished black finish per pair
- B2879** INVALID CRUTCH, elbow type, beechwood, with padded armband, polished black finish per pair
- *B2880** Ditto .. with nickel plated top and padded armband per pair
- B2881** "FEATHERWEIGHT" INVALID CRUTCH, lightweight metal, with padded armband, polychromatic fawn stove-enamelled finish per pair
- *B2881A** EXTENDING ELBOW CRUTCH, rigid tubular construction, giving quick, safe adjustment for any height, black stove-enamelled finish per pair
- B2882** CRUTCH SHOES, rubber, five sizes: $\frac{5}{8}$ in., $\frac{3}{4}$ in., $\frac{13}{16}$ in., 1 in. and $1\frac{1}{8}$ in. diameter of hole each
- B2883** Ditto .. stout, with corrugated base, $1\frac{1}{2}$ in. diameter of hole each
- *B2884** STICK RUBBERS each

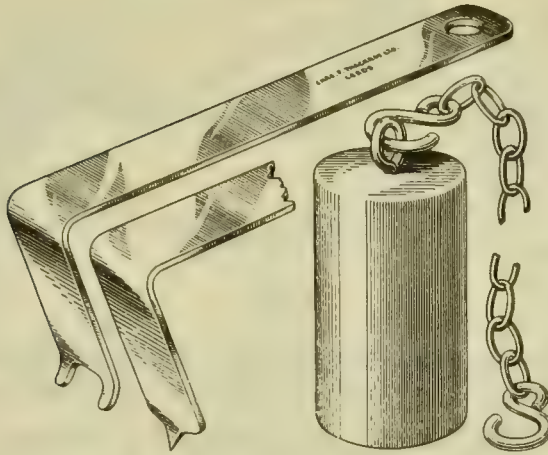
**Not illustrated*

VERTEBRÆ. SKULL AND BRAIN INSTRUMENTS



- Cat. No.
- V2885 GREENFIELD'S SPINAL MANOMETER, consisting of: graduated glass tube, two slide-markers, two stainless steel needles (one of each two sizes: 18 and 20 B.W.G. by $3\frac{1}{2}$ in. long) with chromium plated stopcocks, Record fitting, and small length of rubber tubing connecting tube to needle, in wooden case .. complete
- V2886 Spare Graduated Glass Tubes each
- V2887 Spare Needles, stainless steel, two sizes: 18 and 20 B.W.G. each
- V2887A Ditto .. Luer fitting each
- *V2888 STERILIZING TUBE, for Greenfield's Manometer, consisting of: chromium plated tube fitted with rack (to take manometer, needles and 2 ml. syringe) each
The screw-fitting cap has a perforated top which can be occluded by a shutter arrangement and the apparatus is kept ready for immediate use. For sterilization by autoclave ONLY.
- V2889 ADSON'S SPINAL MANOMETER, consisting of: two graduated glass tubes with chromium plated stopcock; 2 ml. Record fitting syringe and one stainless steel needle, 19 B.W.G. by $3\frac{1}{4}$ in. long, in leatherette covered case each
The glass tubes are fitted with mounts to joint one to the other.
- V2890 Spare Graduated Glass Tubes, in two parts complete
- V2891 Spare Syringe, 2 ml. all-glass, with metal nozzle, Record fitting each
- V2892 Spare Needles, stainless steel, 19 B.W.G. by $3\frac{1}{4}$ in. long each

*Not illustrated



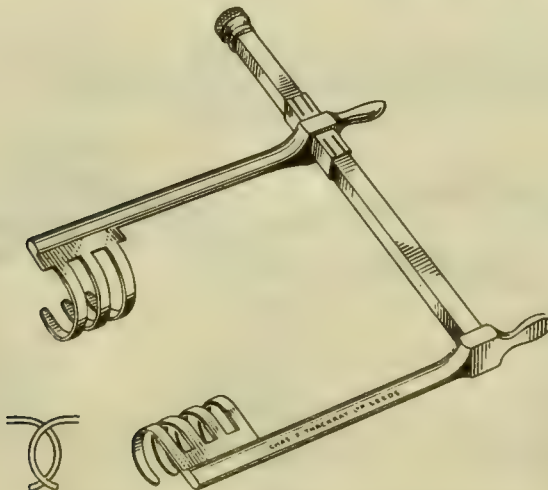
V2893

Cat. No.

- V2893 CHARNLEY'S LAMINECTOMY RETRACTORS, for operations on nucleus pulposus, consisting of: four stainless steel retractors (two each small and large with single-hook and double-hook blades); two weights each with chain, chromium plated complete
- V2894 Spare Retractors, single-hook, two sizes: small and large each
- V2895 Ditto .. double hook, two sizes: small and large each
- V2896 Spare Weights, each with chain each

The blunt double-hook blade is used to retract the muscles from the spine above the level of the sacrum. The sharp single-hook blade is used to retract the muscle overlying the sacrum; it is driven into the bone with a mallet.

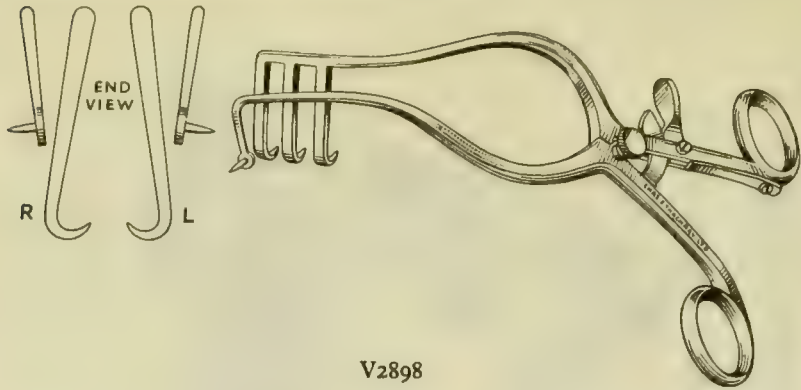
Vide "The Lancet", Nov. 15th, 1947, page 724.



V2897

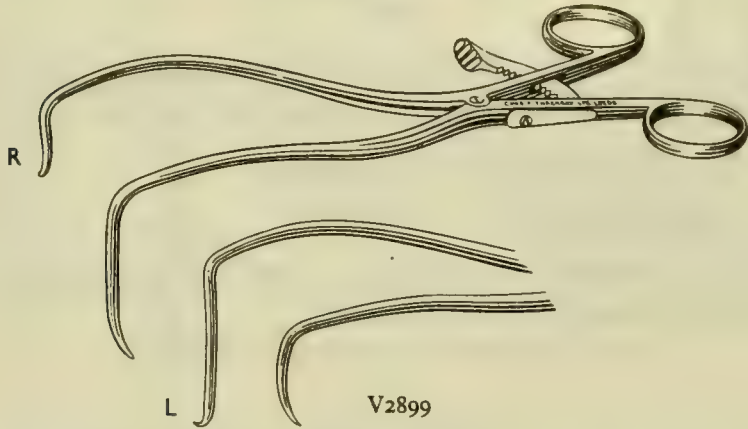
- V2897 FRAZIER'S LAMINECTOMY RETRACTOR, stainless steel each

VERTEBRÆ, SKULL AND BRAIN INSTRUMENTS



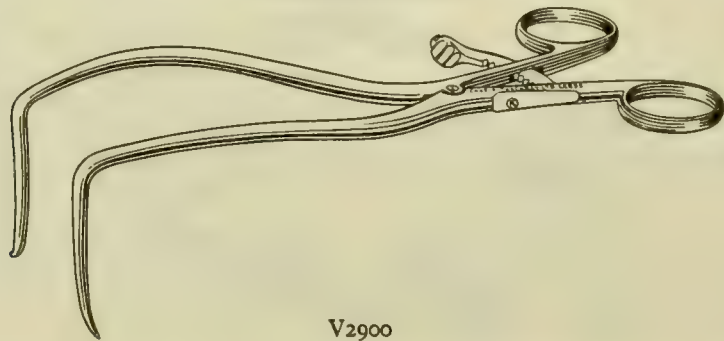
V2898

Cat. No. V2898 GLEADHILL'S LAMINECTOMY RETRACTOR, stainless steel, two patterns: with short prong and "stop" on left side and with short prong and "stop" on right side .. each
 For unilateral exposure. As used at the Department of Neurosurgery, Richmond Hospital, Dublin, Eire.



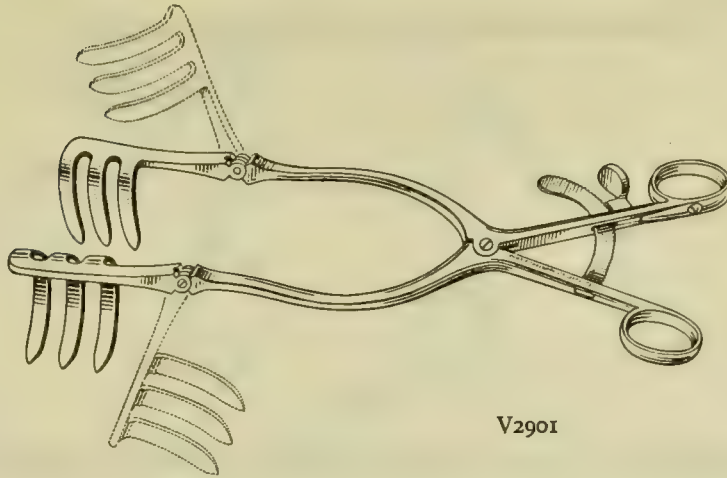
V2899

V2899 HARDMAN'S LAMINECTOMY RETRACTOR, stainless steel, two patterns: with short prong on left side and with short prong on right side .. each
 For unilateral exposure.



V2900

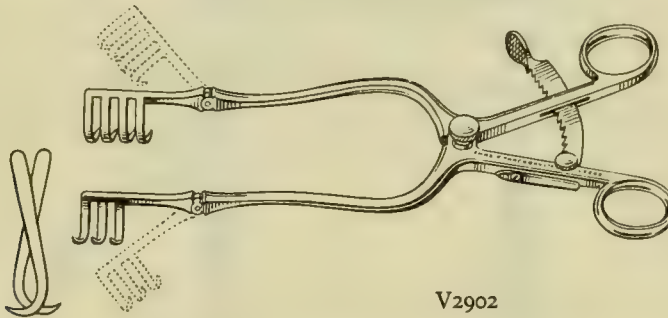
V2900 HARDMAN'S LAMINECTOMY RETRACTOR, stainless steel, with equal prongs .. each
 For bilateral exposure.



V2901

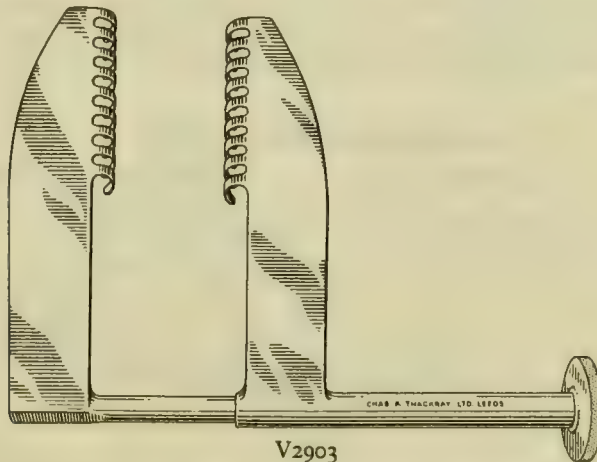
Cat. No.

V2901 HARVEY JACKSON'S (or Adson's) LAMINECTOMY RETRACTOR, with hinged arms and deep blades, cam ratchet movement, stainless steel .. each



V2902

V2902 JEFFERSON'S LAMINECTOMY RETRACTOR, with hinged arms and sharp prong blades, stainless steel each

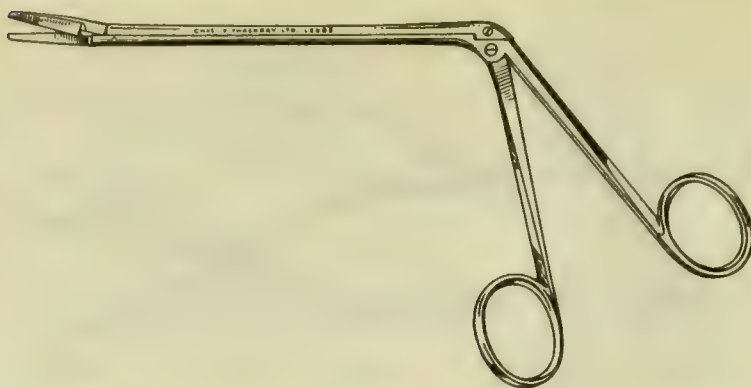


V2903

V2903 WAKELEY'S LAMINECTOMY RETRACTOR, powerful, screw action, stainless steel each

Laminectomy Retractors: see also fig. Nos. G611 and G612.

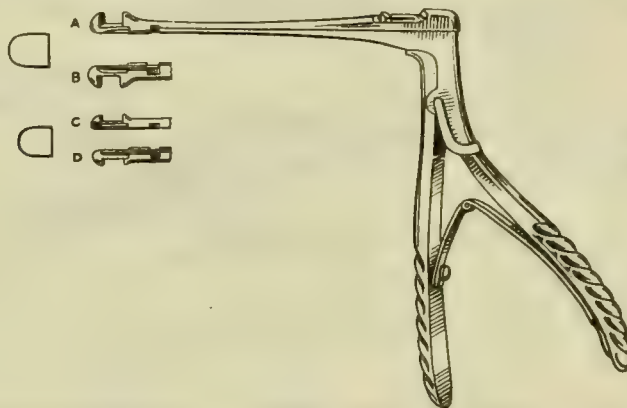
VERTEBRÆ, SKULL AND BRAIN INSTRUMENTS



V2904

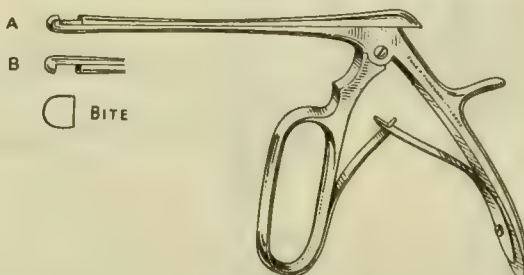
Cat. No.

V2904 HARDMAN'S SPINAL TUMOUR SCISSORS, crocodile action, stainless steel each



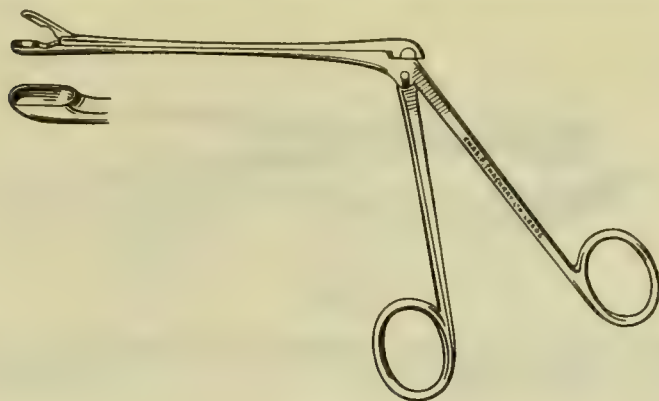
V2905-6

V2905 HAJEK'S PUNCH FORCEPS, for "punching down" in disc excision, large size, two patterns: upward cutting (A) and downward cutting (B), stainless steel, each
 V2906 Ditto .. small size, two patterns: upward cutting (C) and downward cutting (D), each



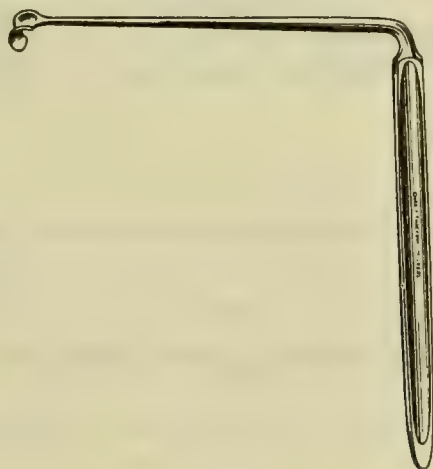
V2907-8

V2907 FERRIS SMITH'S (or Kerrison's) PUNCH FORCEPS, for "punching down" in disc excision, upward cutting (A), stainless steel each
 V2908 Ditto .. downward cutting (B) each



V2909

V2909 CAIRNS-CUSHING'S DISC EXCISION FORCEPS, straight, stainless steel,
three sizes: 3 mm., 4 mm. and 5 mm. wide each



V2910

V2910 LOVE'S NERVE ROOT RETRACTOR, angled, stainless steel .. each
V2911 Ditto .. straight each



V2912

V2912 SYMPATHECTOMY DISSECTING FORCEPS, 10 in., stainless steel .. each

VERTEBRÆ, SKULL AND BRAIN INSTRUMENTS



V2913


Cat. No.

V2913 DUDFIELD ROSE'S ARTERY FORCEPS, for sympathectomy, curved-on-flat, box joint, 10 $\frac{1}{4}$ in., stainless steel each



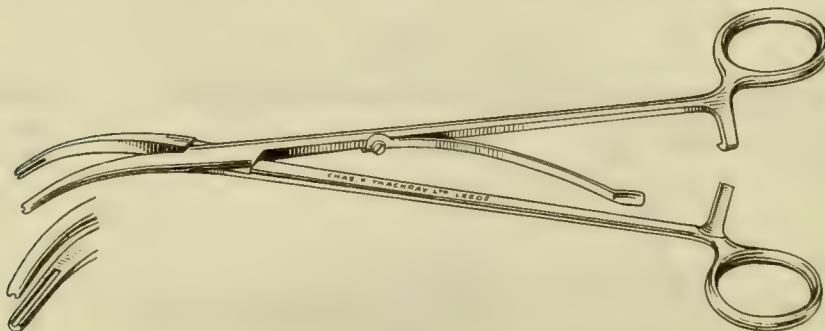
V2914

V2914 SYMPATHECTOMY SCISSORS, curved-on-flat, 9 in., stainless steel, each
V2915 Ditto .. straight each



V2916

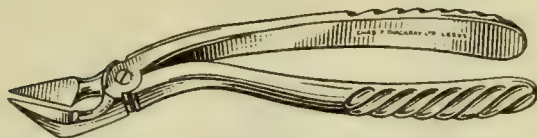
V2916 SMITHWICK'S SYMPATHECTOMY HOOK, double-ended, 12 in., stainless steel each



V2917

V2917 SMITHWICK'S (modified McKenzie's) CLIP INTRODUCING FORCEPS, for sympathectomy, curved-on-flat, box joint, 9 in., stainless steel .. each

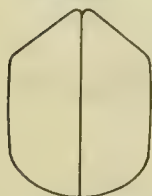
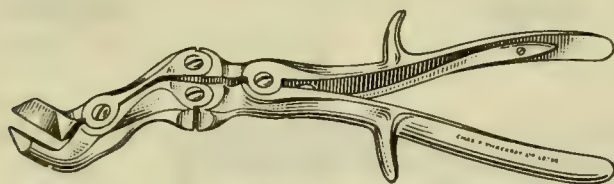
Clips for use with above: page V561.



V2918

Cat. No.

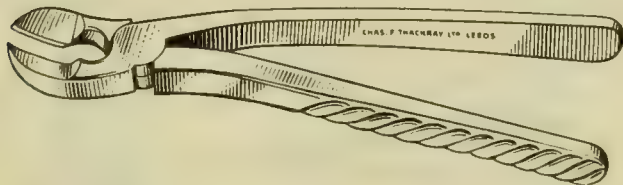
V2918 HORSLEY'S LAMINECTOMY FORCEPS, with prismatic points, circular joint,
8 $\frac{3}{4}$ in., stainless steel each



BLADES

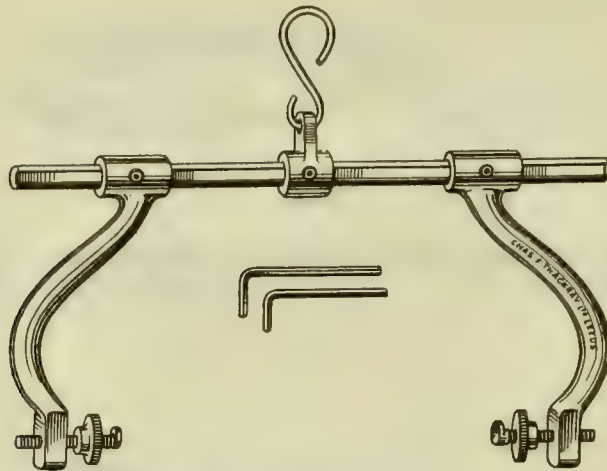
V2919

V2919 KEY'S LAMINECTOMY FORCEPS, angular, multiple action joints, stainless
steel each



V2920

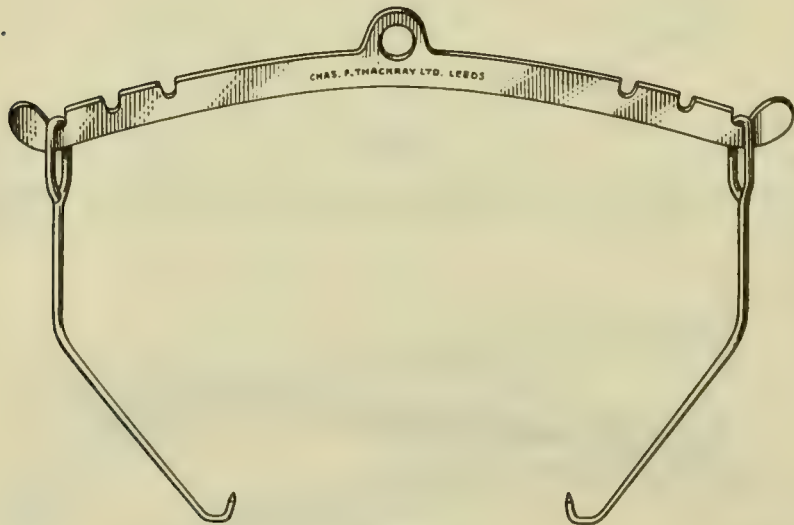
V2920 SARGENT'S LAMINECTOMY FORCEPS, circular joint, 10 $\frac{1}{2}$ in., stainless
steel each



V2921

Cat. No.

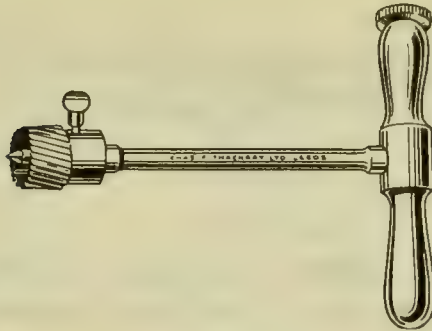
- | | | | | |
|--------|--|----|----|------|
| V2921 | BLACKBURN'S SKULL TRACTION APPARATUS, for spinal fractures and dislocations, stainless steel, complete with two wrenches | .. | .. | each |
| *V2922 | TREPINE, with T-handle for use with above | .. | .. | each |



V2923

- | | | | | | | | | | | |
|-------|---|----|----|----|----|----|----|----|----|------|
| V2923 | BACHELOR'S SKULL TRACTION APPARATUS, with two zygoma hooks, stainless steel | .. | .. | .. | .. | .. | .. | .. | .. | each |
|-------|---|----|----|----|----|----|----|----|----|------|

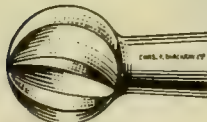
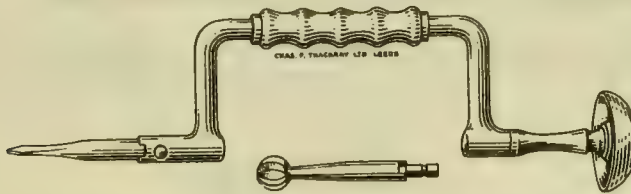
*Not illustrated




V2924

Cat. No.

- | | | |
|--------|---|----------|
| V2924 | HORSLEY'S SKULL TREPHINE, complete with detachable T-handle, nickel plated, sizes: $\frac{1}{4}$ in., $\frac{1}{2}$ in., $\frac{3}{4}$ in. and 1 in. diameter | each |
| V2924A | Set of above four sizes with <i>one</i> handle, in nickel plated case | complete |
| V2925 | Handle only | each |
| V2926 | Trephines only, four sizes, to fit above handle | each |




SPHERICAL



CYLINDRICAL

V2927

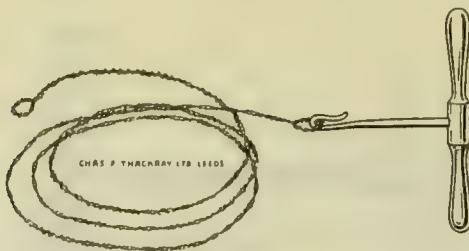
- | | | |
|-------|--|------|
| V2927 | HUDSON'S BRACE, stainless, with one drill and four assorted burrs, stainless steel | each |
| V2928 | Brace only, stainless | each |
| V2929 | Burrs only, spherical, sizes: 16 mm. and 23 mm., stainless steel | each |
| V2930 | Ditto .. cylindrical, tapered, sizes: 9 mm. and 13 mm., stainless steel | each |
| V2931 | Drill only, stainless steel | each |



V2932

- | | | |
|-------|--|------|
| V2932 | HEY'S SKULL SAW, stainless steel | each |
|-------|--|------|


VERTEBRÆ, SKULL AND BRAIN INSTRUMENTS



V2933

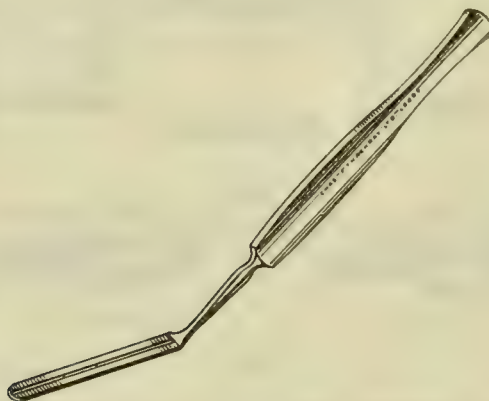
V2934

- | | | | | | | |
|----------|--|----|----|----|----|----------|
| Cat. No. | | | | | | |
| V2933 | OLIVECRONA'S modified GIGLI'S SKULL SAW, unbreakable, three lengths: | | | | | |
| | 30 cm., 50 cm. and 70 cm. | .. | .. | .. | .. | each |
| V2934 | Handles for above, used in pairs, chromium plated | .. | .. | .. | .. | per pair |




V2935

- | | | | | | | |
|-------|--|----|--|--|--|------|
| V2935 | CAIRNS-DE MARTEL'S GUIDE, for Gigli type saws, stainless steel | .. | | | | each |
|-------|--|----|--|--|--|------|



V2936

- | | | | | | | |
|-------|---|----|----|----|----|------|
| V2936 | SARGENT-HORSLEY'S DURA MATER SEPARATOR, with grooved blade, | | | | | |
| | stainless steel | .. | .. | .. | .. | each |



V2937

- | | | | | | | |
|--------|--|----|----|----|----|------|
| V2937 | CRILE'S CAROTID CLAMP, straight, stainless steel | .. | .. | | | each |
| *V2938 | Ditto .. curved laterally | .. | .. | .. | .. | each |

*Not illustrated.



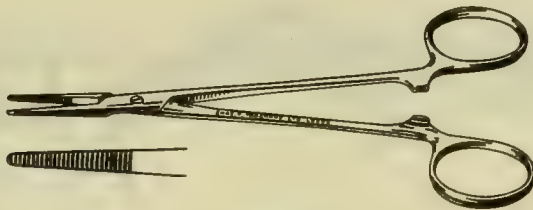
V2939

Cat. No.
V2939 DOTT'S ENDOTHERMIC DISSECTING FORCEPS, 7 in., stainless steel, each



V2940

V2940 ADSON'S DURAL DISSECTING FORCEPS, lightweight handles, with fine one into two teeth on smooth jaws, 5 in., stainless steel each
 V2941 Ditto .. 7 in. each
 V2942 ADSON'S DURAL DISSECTING FORCEPS, with lightweight handles and non-toothed serrated jaws, 5 in., stainless steel each
 V2943 Ditto .. 7 in. each



V2944

V2944 CAIRNS' ARTERY FORCEPS, straight, screw joint, 5 3/4 in., stainless steel, each

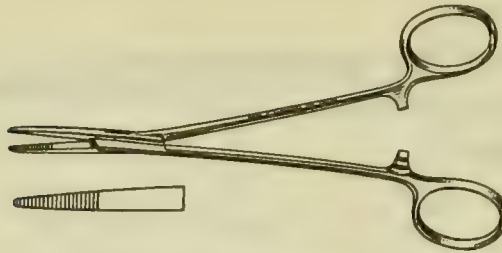


V2945

V2945 CAIRNS' ARTERY FORCEPS, curved-on-flat, screw joint, 5 3/4 in., stainless steel, each

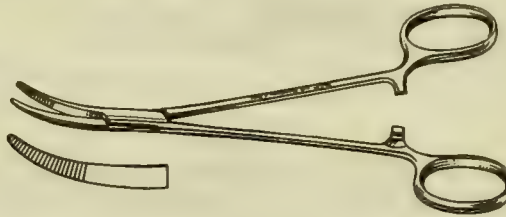
**Not illustrated*

VERTEBRÆ, SKULL AND BRAIN INSTRUMENTS



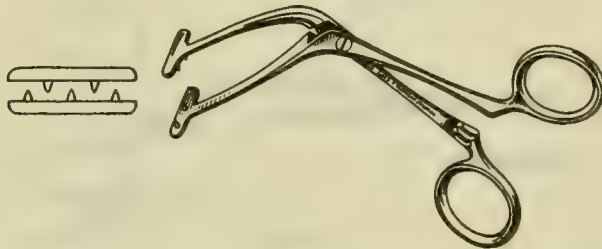
V2946

V2946 CUSHING'S ARTERY FORCEPS, straight, lightweight, box joint, 5½ in., stainless steel each



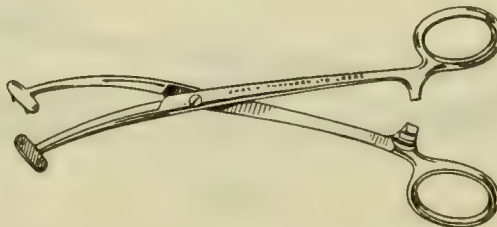
V2947

V2947 CUSHING'S ARTERY FORCEPS, curved-on-flat, lightweight, box joint, 5½ in., stainless steel each
Other Artery Forceps: General Operation Section, pages G57-70.



V2948

V2948 BALLANCE'S SCALP FLAP FORCEPS, with jaws ¾ in. wide, screw joint, 5 in., stainless steel each




V2949

V2949 DE MARTEL'S SCALP FLAP FORCEPS, with jaws ⅞ in. wide, screw joint, 5½ in., stainless steel each



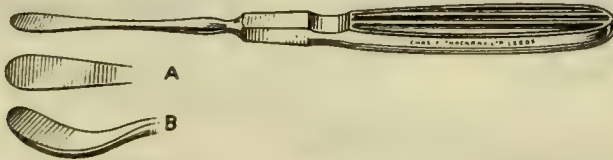
V2950

Pat. No.
V2950 SARGENT'S SCALP FLAP FORCEPS, with jaws 1 in. wide, screw joint, 5½ in., stainless steel each



V2951

V2951 HORSLEY'S DURA MATER ELEVATOR, stainless steel .. each



V2952-3

V2952 ADSON'S SKULL RASPATORY, straight (A), 7 in., stainless steel, chromium plated hollow handle each
V2953 Ditto .. curved (B) each



V2954

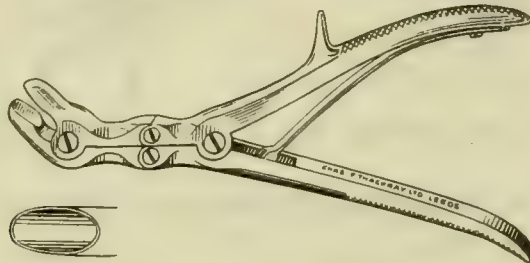
V2954 HEATH'S PERICRANIAL ELEVATOR, 6¾ in., stainless steel .. each

VERTEBRÆ, SKULL AND BRAIN INSTRUMENTS



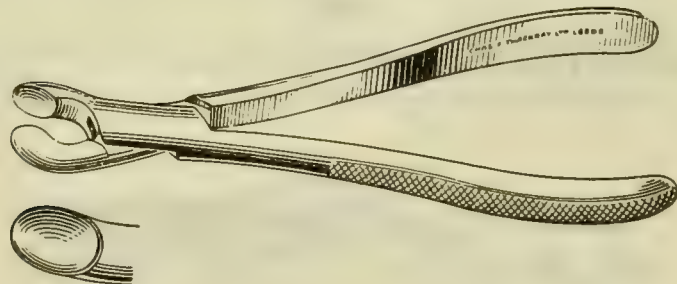
V2955

Cat. No.
 V2955 HORSLEY'S SKULL ELEVATOR, 7 in., stainless steel each



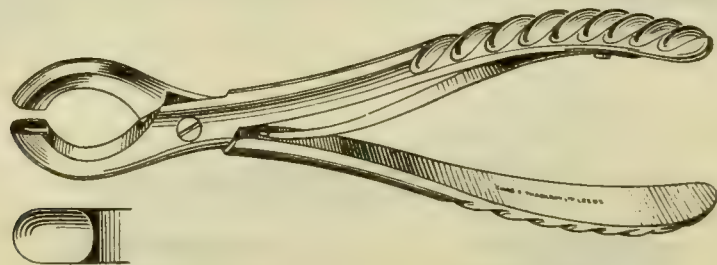
V2956

V2956 DOTT'S GOUGE FORCEPS, multiple-action joints, 9 in., stainless steel .. each



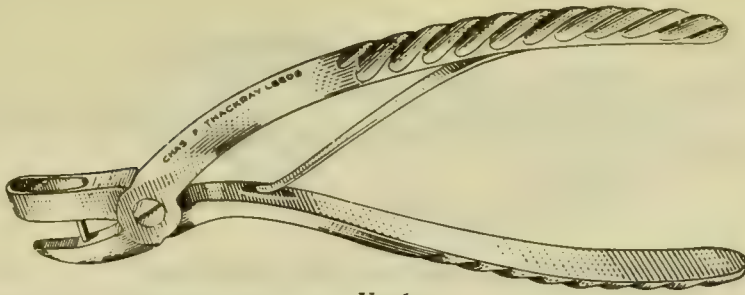
V2958

V2957 CAIRNS' GOUGE FORCEPS with shallow lower blade, curved-to-left, box joint, 7 in., stainless steel each
 V2958 Ditto .. curved-to-right each



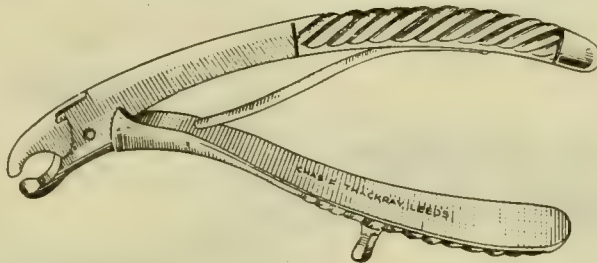
V2959

V2959 FERGUSSON'S GOUGE FORCEPS, straight, screw joint, 7½ in., stainless steel, each



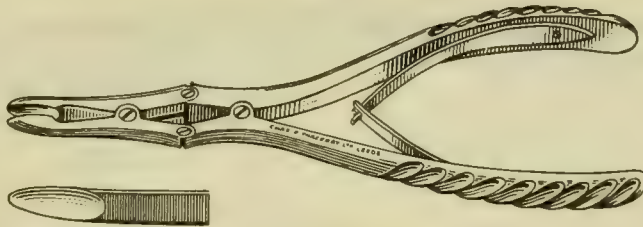
V2960

Cat. No. V2960 HOFFMANN'S GOUGE FORCEPS, screw joint, 8 in., stainless steel . . each



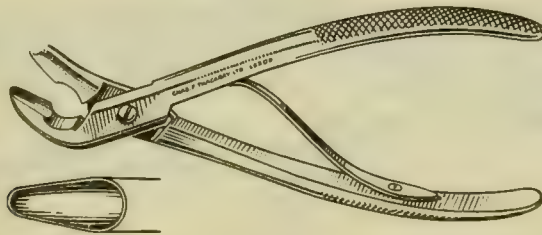
V2961

V2961 HORSLEY'S GOUGE FORCEPS, screw joint, 7 in., stainless steel . . each



V2962


V2962 JANSEN'S (or Luer's) GOUGE FORCEPS, multiple-action joints, 7½ in., stainless steel each



V2963

V2963 TROTTER'S GOUGE FORCEPS, screw joint, 8¾ in., stainless steel . . each

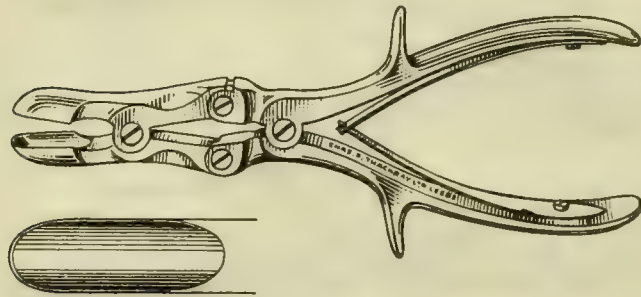
VERTEBRÆ, SKULL AND BRAIN INSTRUMENTS



V2964

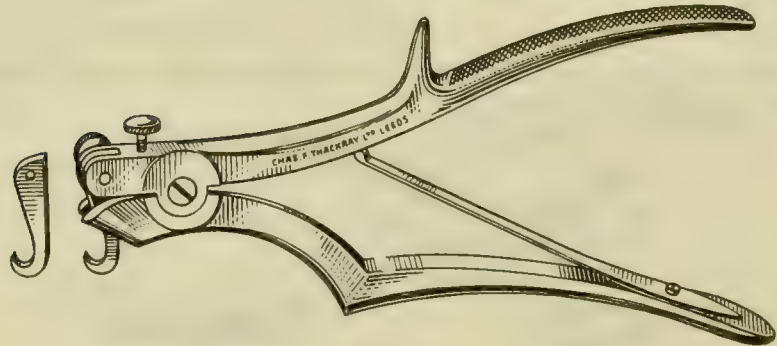
Cat. No.

V2964 WILM'S GOUGE FORCEPS, screw joint, 8 in., stainless steel .. each



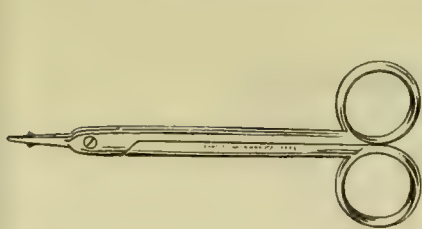
V2965

V2965 VAN HAVRE'S GOUGE FORCEPS, straight, with double spring, multiple-action joints, 9½ in., stainless steel each
 V2966 Ditto .. curved-on-flat each




V2967

V2967 DE VILBISS' SKULL CUTTING FORCEPS, with two blades, screw joint, 7¾ in., stainless steel each

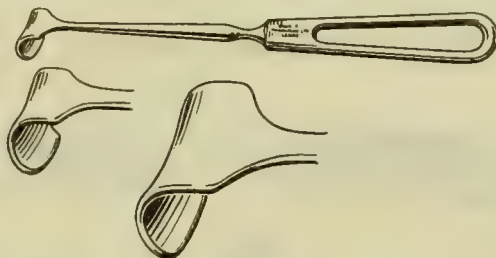


V2968



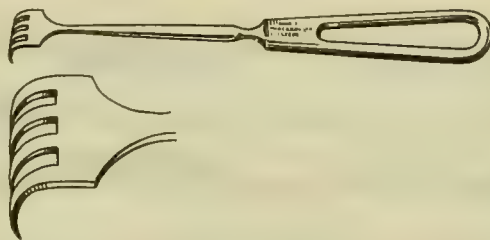
V2968A

- Cat. No.
 V2968 DOTT'S DURA MATER SCISSORS, 4 $\frac{1}{4}$ in., stainless steel .. each
 V2968A SCHMIEDEN'S DURA MATER SCISSORS, 5 $\frac{1}{4}$ in., stainless steel .. each



V2969

- V2969 CAIRNS' SCALP RETRACTOR, 8 $\frac{1}{4}$ in., stainless steel, two sizes: small and large each



V2970

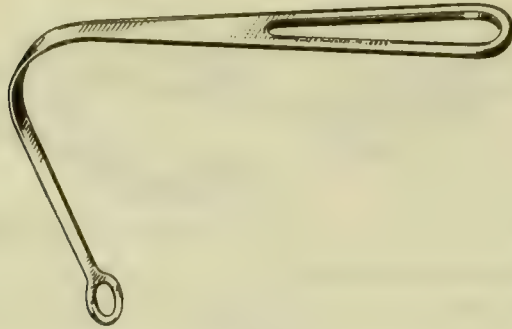
- V2970 CAIRNS' SCALP RETRACTOR, with four-prong blade, 8 $\frac{1}{4}$ in., stainless steel, each



V2971


- V2971 CRILE'S BRAIN RETRACTOR, malleable, polished copper, 7 in., sizes: $\frac{1}{2}$ in., $\frac{3}{4}$ in. and 1 in. wide each
 V2972 CRILE'S (or Walton's) BRAIN RETRACTOR, malleable, polished copper, 10 in., sizes: $\frac{1}{2}$ in., $\frac{3}{4}$ in. and 1 in. wide each
 V2973 Ditto .. sizes: 1 $\frac{1}{4}$ in. and 1 $\frac{1}{2}$ in. wide each

VERTEBRÆ, SKULL AND BRAIN INSTRUMENTS



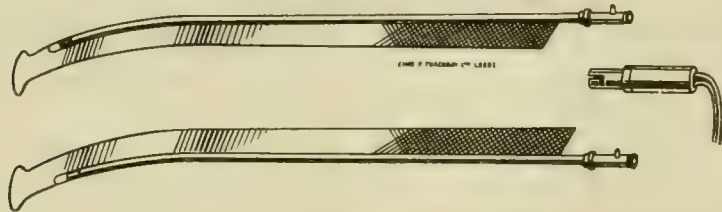
V2974

Cat. No.
 V2974 CRILE'S BRAIN RETRACTOR, angled, stainless steel each



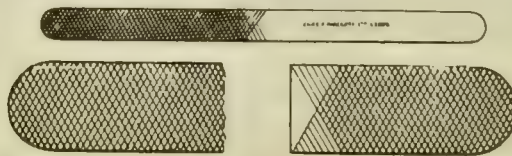
V2975

V2975 CUSHING'S BRAIN RETRACTOR, scooped ends, malleable, silver plated, tapered width, three lengths: 6 3/4 in., 8 in. and 11 in. each



V2976

V2976 FRAZIER-ADSON'S BRAIN RETRACTORS, with one of each left and right blades, stainless steel, with lamps and rubber covered cables complete
 V2977 Spare Lamps for above 3.5 v., 8 B.A. each



V2978

V2978 FRAZIER'S BRAIN RETRACTOR, with 3 3/4 in. roughened surface on one side and 1 1/4 in. roughened surface on the other, malleable, 7 1/2 in., silver plated, each



V2979

Cat. No.

V2979 FRAZIER'S BRAIN SUCTION TUBE, 8 French Catheter Gauge, with finger control and blunt pilot, silver plated each



V2980

V2980 SLOAN ROBERTSON'S BRAIN SUCTION TUBE, with finger control, blunt pilot and diathermy attachment, silver plated, three sizes of lumen: 1 mm., 2 mm. and 3 mm. diameter each



CHAS. F. THACKRAY LTD. LEEDS

V2981

V2981 CAIRN'S VENTRICULAR CANNULA, silver, with gilt-band graduations in cms., 3.2 mm. diameter, 9 cm. long, complete with stainless steel stilette, each

V2982 Ditto .. 2.6 mm. diameter, 6 cm. long each

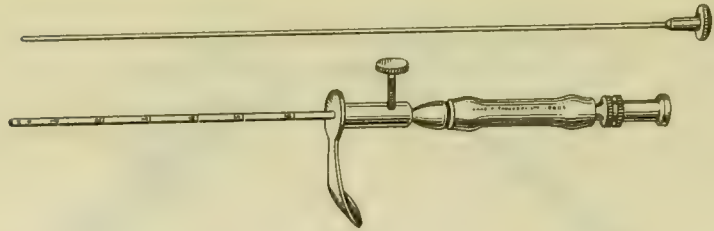


CHAS. F. THACKRAY LTD. LEEDS

V2983

V2983 JEFFERSON'S VENTRICULAR CANNULA, silver, graduated in cms., with stilette and tubing mount, 2 mm. diameter, three lengths: 5 cm., 8 cm. and 10 cm., each

VERTEBRÆ, SKULL AND BRAIN INSTRUMENTS



V2984

Cat. No. V2984 SLOAN ROBERTSON'S VENTRICULAR CANNULA, silver plated, graduated in cms., 2 mm. diameter, 7 cm. long, with sliding guard, sillette, silicone rubber connector and Record fitting mount each




V2985

V2985 SLOAN ROBERTSON'S BRAIN CANNULA, silver, 2 mm. diameter, five lengths: 3 cm., 4 cm., 5 cm., 6 cm. and 7 cm. long.. .. . each



V2986

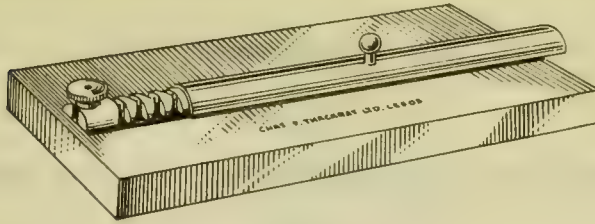
V2986 PURVES-STEWART'S NEEDLE, for cisternal puncture, stainless steel shaft 17 B.W.G. by 9 cm. long, graduated to 5 cm., Record fitting mount, complete with obturator each



V2987-91

V2987 ADSON'S NERVE HOOK, sharp (A), stainless steel each
 *V2988 Ditto .. blunt each
 V2989 Ditto .. blunt right-angled (B) each
 V2990 Ditto .. blunt oblique angle (C) each
 V2991 Ditto .. Aneurysm Needle (D) each


*Not illustrated.



V2992

Cat. No.

V2992 MCKENZIE'S SCALP CLIP CARRIER, heavy base with sliding cover, chromium plated each

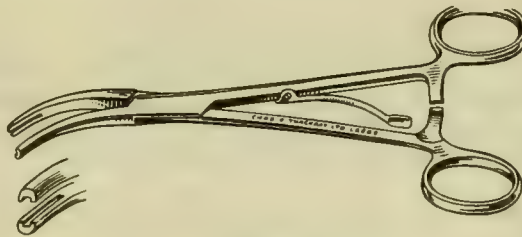


V2993

V2993 MCKENZIE'S FORCEPS for shaping and cutting silver wire into clips, screw joint, 6 in., stainless steel each

*V2994 SILVER WIRE, flattened (approx. 70 x 6 in. lengths per oz.) .. per oz.

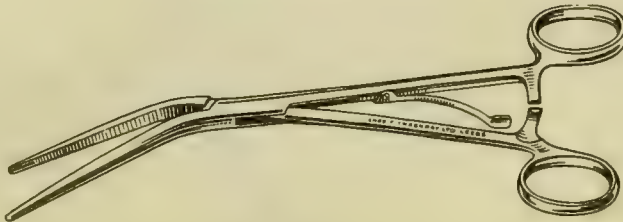
V2995 TANTALUM CLIPS, in phials of 100 clips per phial



V2996

V2996 MCKENZIE'S CLIP INTRODUCING FORCEPS, curved-on-flat, box joint, 5½ in., stainless steel each

9 in. long: page V546.



V2997

V2997 MCKENZIE'S CLIP INTRODUCING FORCEPS, with angled 2¾ in. jaws, stainless steel each

*Not illustrated


VERTEBRÆ, SKULL AND BRAIN INSTRUMENTS



V2998

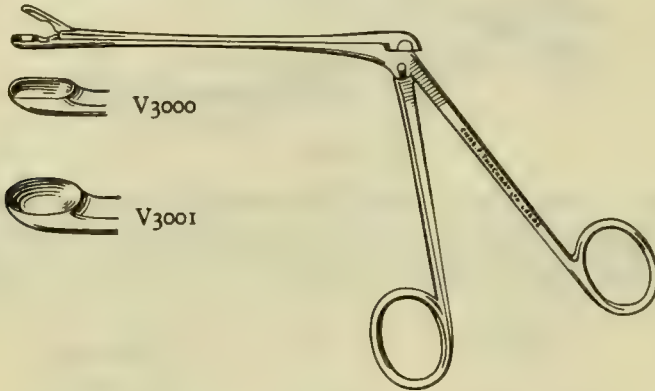
Cat. No.

V2998 LEUCOTOME, as used at the General Infirmary at Leeds, 7 $\frac{3}{4}$ in., stainless steel, each



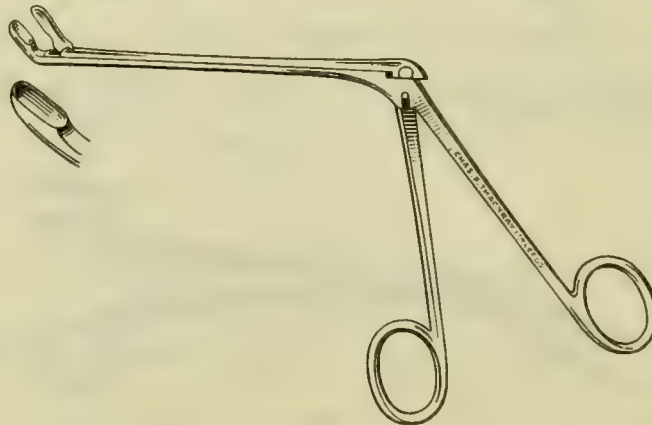
V2999

V2999 HARVEY JACKSON'S LEUCOTOME 8 in., stainless steel each



V3000 CAIRNS-CUSHING'S PITUITARY BODY FORCEPS, straight, stainless steel, three sizes: 3 mm., 4 mm. and 5 mm. wide each

V3001 Ditto .. extra large jaw, as used by Norman Dott, one size each



V3002

V3002 CAIRNS-CUSHING'S PITUITARY BODY FORCEPS, angled-upwards, stainless steel, three sizes: 3 mm., 4 mm. and 5 mm. each

Pages 563 to 622

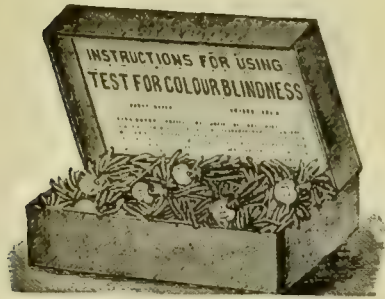
PLASTIC SURGERY
AND
DENTAL INSTRUMENTS

ARE NOW ILLUSTRATED IN A
NEW SECTION AT THE END
OF THE CATALOGUE AFTER
THE GENERAL INDEX

Pages 563 to 622

PLASTIC SURGERY
AND
DENTAL INSTRUMENTS

ARE NOW ILLUSTRATED IN A
NEW SECTION AT THE END
OF THE CATALOGUE AFTER
THE GENERAL INDEX




O3289

Cat No.

O3289 HOLMGREN'S WOOL TEST, with directions, in cardboard box .. each

The classic test for deficiencies of colour vision is still widely applicable on account of its simplicity and low price. It consists of 43 skeins of wool securely attached to metal bound labels. Three skeins are for matching and there are 40 test skeins marked with a simple code.




O3290

†O3290 HOLMGREN'S COLOUR BLINDNESS TEST TYPE, mounted on stout cardboard, size 21 in. by 10 in. each

†Directions are printed on reverse side of card.


OPHTHALMIC INSTRUMENTS



O3291

Cat. No.

| | | |
|-------|--|------|
| O3291 | "MOORFIELDS" OPHTHALMIC BRACKET, 24 in. vertical movement, adjustable laterally with three arms and fitted with rheostat for variation of light, <i>without lamp</i> | each |
| O3292 | Ditto .. three arms, without rheostat | each |
| O3293 | Ditto .. two arms, with rheostat | each |
| O3294 | Ditto .. two arms, without rheostat | each |
| O3295 | Ulster Type Lamp for above, silvered, with apertures, 60W, <i>please state voltage</i> , each | |



O3296

| | | |
|-------|---|------|
| O3296 | LENS MEASURE, three models: for measuring to 10 dioptres, to 15 dioptres and to 20 dioptres | each |
|-------|---|------|



O3297

Cat. No.
O3297

TRIAL CASE, RETINOSCOPY, flat oak case, fitted with mounted Spheres as below complete

Contents:

24 each Spheres, convex and concave, 0.25, 0.5, 0.75, 1.0, 1.25, 1.5, 1.75, 2.0, 2.25, 2.5, 2.75, 3.0, 3.25, 3.5, 4.0, 4.5, 5.0, 5.5, 6.0, 7.0, 8.0, 9.0, 10.0, 12.0 dioptries.



O3298

O3298 TRIAL CASE, "The Popular", with removable lens tray and lift-off sunk panel lid. In polished mahogany case with lock and key. Lens powers boldly engraved on ivoryine complete

Contents:

30 pairs Spherical Lenses, each convex and concave: 0.12, 0.25, 0.50, 0.75, 1.00, 1.25, 1.50, 1.75, 2.00, 2.25, 2.50, 2.75, 3.00, 3.50, 4.00, 4.50, 5.00, 5.50, 6.00, 7.00, 8.00, 9.00, 10.0, 11.0, 12.0, 13.0, 14.0, 16.0, 18.0, 20.0 dioptries.

19 pairs Cylinder Lenses, each convex and concave: 0.12, 0.25, 0.50, 0.75, 1.00, 1.25, 1.50, 1.75, 2.00, 2.25, 2.50, 2.75, 3.00, 3.50, 4.00, 4.50, 5.00, 5.50, 6.00 dioptries.

10 Prisms: 1/2, 1, 2, 3, 4, 5, 6, 8, 10, 12 dioptries.

9 Accessories: Maddox multiple Rod or Groove, Blank Disc, Pinhole, Stenopaic Slit, Red Glass, Green Glass, Crossline, Ground Glass and Plane Glass Discs. Total, 215 Lenses and Accessories.

1 Adjustable Trial Frame.

OPHTHALMIC INSTRUMENTS



O3299

Cat. No.

O3299 TRIAL CASE, "The Student", a small but very useful set compiled for those who do not require the larger range of lenses. In polished mahogany case with lock and key (lens tray is not removable). Lens powers boldly engraved on ivorine, complete

Contents:

- 21 pairs Spherical Lenses, each concave and convex: 0.25, 0.50, 0.75, 1.00, 1.25, 1.50, 1.75, 2.00, 2.25, 2.50, 2.75, 3.00, 3.50, 4.00, 5.00, 6.00, 7.00, 8.00, 10.0, 13.0, 16.0 dioptres.
- 9 pairs Cylinder Lenses, concave and convex: 0.25, 0.50, 0.75, 1.00, 1.50, 2.00, 2.50, 3.00, 4.00 dioptres.
- 3 Prisms: 2, 4, 6 dioptres.
- 6 Accessories: Maddox multiple Rod or Groove, Blank Disc, Pinhole, Stenopaic Slit, Red Glass and Green Glass. Total, 129 Lenses and Accessories.
- 1 3-cell Trial Frame.



O3300

O3300 "THE CROYDONIAN" TRIAL FRAME. In producing this Trial Frame an endeavour has been made to utilise only the most useful and practical features from the many useful suggestions received for improvements to trial frames. This combination has resulted in a trial frame which is ideal, and will satisfy the requirements of the practitioner each


SPECIAL FEATURES

- Independent P.D. adjustment.
- Bridge adjustable for height and depth
- Self-angling bridge.
- Adjustable sides with im-shell skul-fit ends.
- Angling sides.
- Spring joints allowing sides to grip the head.
- Scale for reading distance between cornea and lens.

- Rotary cells for holding cylinder lenses.
- Machine-cut gears in hard nickel.
- Duralumin combining strength and lightness used wherever possible.
- Weight approximately 2½ ozs.
- Suitable for all 38 mm. diam. Trial Lenses.


*O3301 Ditto .. without angling sides each

*Not illustrated



O3302


Cat. No. O3302 IMPROVED "MOORFIELDS" TRIAL FRAME, very rigidly constructed, holds six lenses in cells of skeleton construction, the single central screw adjustment serves for altering pupillary distance and height and depth of bridge. It is fitted with light, springy, stainless steel sides, and the frame is made to hold 38 mm. trial lenses, scales engraved on ivoryne each



O3303

O3303 LIGHT-WEIGHT ADJUSTABLE TRIAL FRAME, sliding bar, ivoryne axis scales, to hold six lenses each

OPHTHALMIC INSTRUMENTS



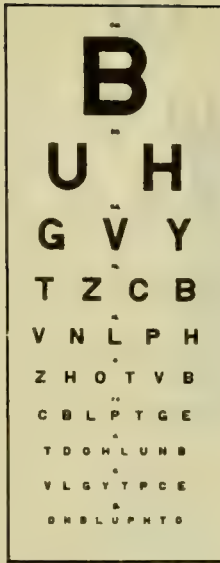
O3304-5

| | | | | | |
|----------|---|----|----|----|----------|
| Cat. No. | | | | | |
| O3304 | HAND PERIMETER, with chin rest | .. | .. | .. | each |
| O3305 | HAND and STAND PERIMETER, with chin rest | .. | .. | .. | each |
| O3306 | HAND PERIMETER, without chin rest | .. | .. | .. | each |
| O3307 | HAND and STAND PERIMETER, without chin rest | .. | .. | .. | each |
| O3308 | Charts for use with above, books of a hundred | .. | .. | .. | per book |

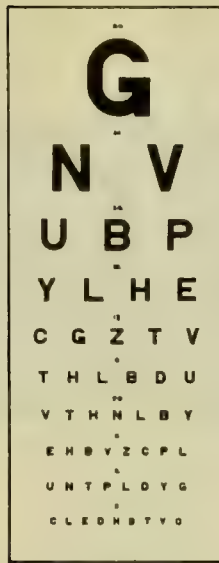
An improved design, the quadrant has a radius of one-fifth of a metre. The chin rest adjustable for height, also for right and left eye, fixes the instrument steady when held by the patient.

Constructed of aluminium, the handle is in a position giving perfect balance. The colours red, green, blue, yellow and white are 5 mm. and 10 mm. diameter, mounted on either side of permanently fixed carriers.

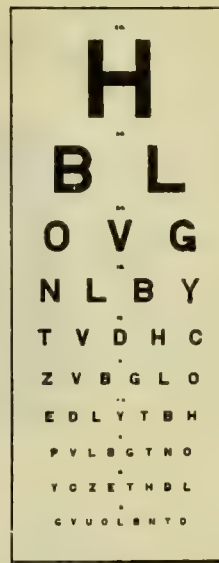
This perimeter is made for hand use; or with heavy base for table use. Finished black crystalline enamel.



O3309



O3311



O3313

Cat No.

- †O3309 DISTANCE TEST TYPES, B, U, H, etc., mounted on strong cardboard, each
- †O3310 Ditto .. washable each
- †O3311 DISTANCE TEST TYPES, G, N, V, etc., mounted on stout cardboard, each
- †O3312 Ditto .. washable each
- †O3313 DISTANCE TEST TYPES, H, B, L, etc., mounted on stout cardboard, each
- †O3314 Ditto .. washable each

†Can be supplied with reversed letters at same prices.

The series O3309 to O3314 comprise an entirely new departure in letterings and embody the following improvements :

The types are printed by means of offset lithography giving a much finer result than the usual letterpress printing from blocks.

They are printed on offset cartridge paper with a dead matt surface which provides the greatest possible contrast.

Non-serif letters are used in accordance with modern practice, which more closely resemble the style of letters in daily use, rather than the old type of Snellen.

Two 6/6 lines are provided as opticians mostly work on this line and consequently find the 6/6 letters rapidly become memorised.


A 6/5 line is provided with the double object of enabling visual acuity below 6/6 to be measured and to provide a "Normal Vision" when testing is carried out at a five metre distance. No smaller lines are provided because it is considered to be a disadvantage for small letters to be present on a chart which a patient cannot possibly be made to read.

Size of Types is approximately 25 in. by 9½ in.

OPHTHALMIC INSTRUMENTS



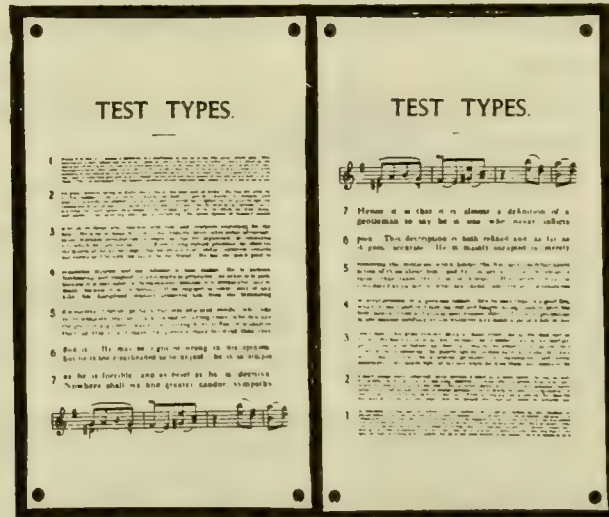
O3315



O3317

Cat. No.

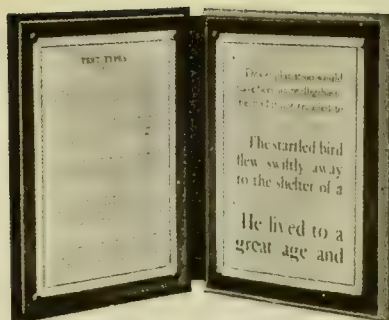
- O3315 DISTANCE TEST TYPE, for children and illiterates, size 25 in. by 9½ in., 60 metres to 6 metres, mounted on stout cardboard each
- O3316 Ditto .. washable each
- O3317 DISTANCE TEST TYPE, for illiterates, Bishop Harman's, 50 metres to 6 metres, size 25 in. by 9½ in., mounted on stout cardboard each
- O3318 Ditto .. washable each



O3319

- O3319 READING TEST TYPE, folding dark green cover, washable, size 11 in. by 9½ in. when open each
- *O3320 REID'S READING TEST TYPE, music and time-table, stout cardboard, size: 16½ in. by 11½ in. when open each


*Not illustrated



O3321

Cat. No.

O3321 READING TEST TYPE, book form, washable, size when open 9 in. by 6½ in., each
As approved by The Faculty of Ophthalmologists, London, England.



O3322

O3322 READING TEST TYPE, oak, double sided, size 10 in. by 6 in. . . . each

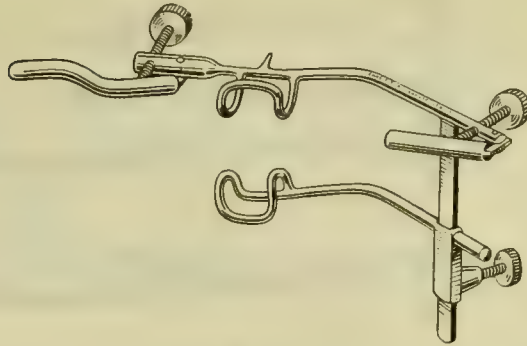


O3323A

Cat. No.

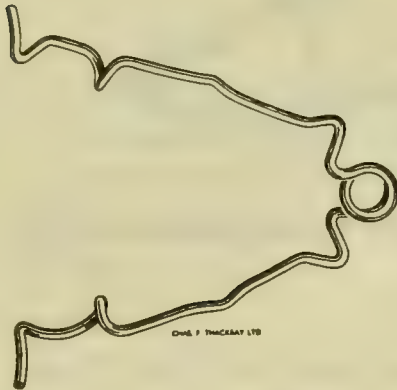
| | | | | | | | | | |
|----------------|--|----|----|----|----|----|----|----|------|
| O3323A | ROTATING TEST TYPE, hand operation, externally illuminated | .. | .. | .. | .. | .. | .. | .. | each |
| O3323B | Ditto .. remote control | .. | .. | .. | .. | .. | .. | .. | each |
| <i>Extras:</i> | | | | | | | | | |
| O3325A | "Friend test" | .. | .. | .. | .. | .. | .. | .. | each |
| O3325B | Durochrome letter test | .. | .. | .. | .. | .. | .. | .. | each |
| O3325C | Worth's 4-dot test | .. | .. | .. | .. | .. | .. | .. | each |
| O3326A | Horizontal Phoria test | .. | .. | .. | .. | .. | .. | .. | each |
| O3326B | Vertical Phoria test | .. | .. | .. | .. | .. | .. | .. | each |
| O3326C | Variable aperture to spotlight | .. | .. | .. | .. | .. | .. | .. | each |

The Rotating Test Type, wall bracket model, four-sided, provides in compact form a comprehensive series of charts which are externally illuminated. With the lower section of the chart panel the lighting is internal and a spotlight is fitted as standard. The other three panels can be fitted with the alternative accessories detailed above.

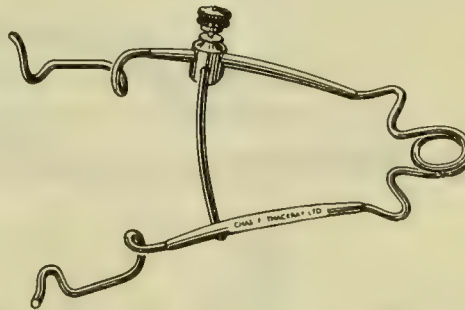


O3327

Cat. No.
O3327 ARRUGA'S EYE SPECULUM, with screw adjustments for raising the lid from the eyeball, gilt, two patterns: right and left each

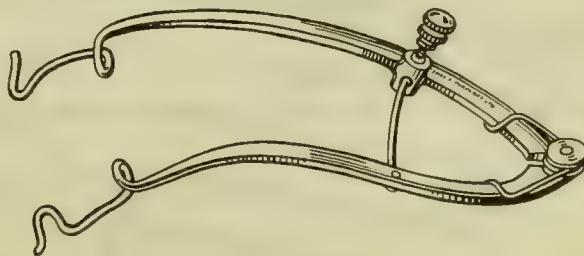


O3328



O3329

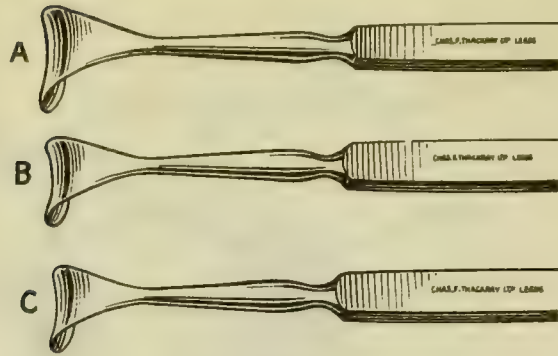
O3328 BOWMAN'S EYE SPECULUM, gilt each
O3329 BOWMAN'S EYE SPECULUM, with fixing screw, gilt, two patterns: right and left each



O3330

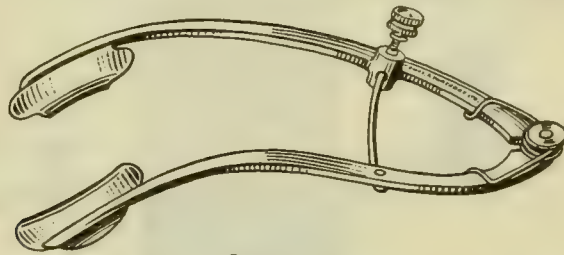
O3330 CLARK'S EYE SPECULUM, gilt, two patterns: right and left each
O3331 Ditto .. small size: right and left each

OPHTHALMIC INSTRUMENTS



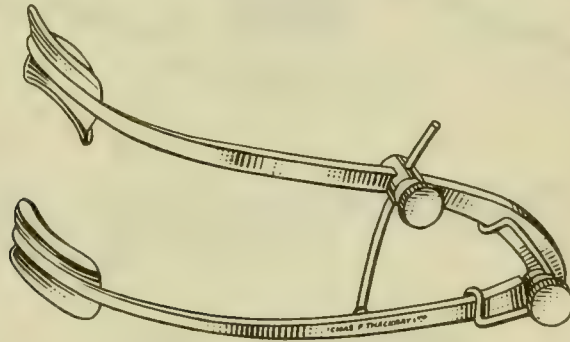
O3332

Cat. No.
O3332 DESMARRES' EYELID RETRACTOR, stainless steel, three sizes: A, B and C, each




O3333

O3333 LANG'S EYE SPECULUM, with solid blades, gilt, two patterns: right and left, each



O3334

O3334 LISTER'S EYE SPECULUM, with guards on blades, gilt, two patterns: right and left each



O3335

O3335 PELLIER'S EYELID RETRACTOR, double-ended, stainless steel .. each




O3337

O3336

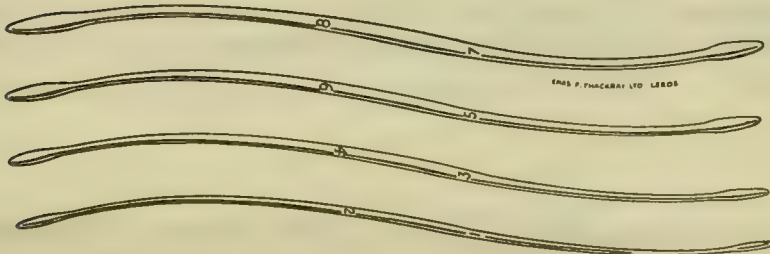
Cat. No.

- O3336 TERISON'S EYELID RETRACTOR (A), stainless steel, two patterns: right and left each
- O3337 Ditto .. FOSTER'S modification (B), with hole for suturing the lid edge to the instrument when used for Blaskovic's resection of the levator palpebrae for ptosis, each



O3338

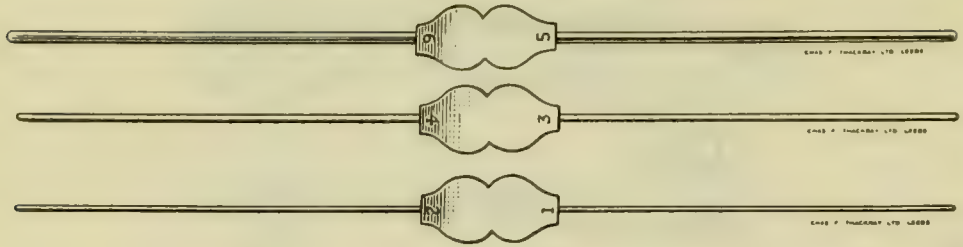
- O3338 ANEL'S LACHRYMAL PROBES, set of three, silver per set



O3339


- O3339 BOWMAN'S LACHRYMAL PROBES, set of four, silver plated .. per set

OPHTHALMIC INSTRUMENTS



O3340

Cat. No.
O3340 LIEBREICH'S LACHRYMAL PROBES, set of three, silver .. per set



O3341

O3341 NETTLESHIP'S CANALICULUS DILATOR, silver plated .. each



O3342

O3342 SINCLAIR'S CYCLODIALYSIS SPATULA, graduated, stainless steel, each



O3343

O3343 HUDSON'S LACHRYMAL SAC KNIFE, nickel plated .. each



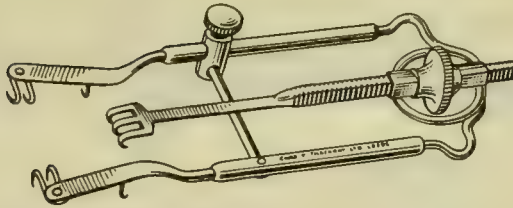
O3344

O3344 TWEEDY'S CANALICULUS KNIFE, nickel plated each



O3345


O3345 WEBER'S CANALICULUS KNIFE, nickel plated each



O3346


Cat. No.

O3346 BISHOP HARMAN'S LACHRYMAL RETRACTOR, with adjustable centre blade, gilt each




O3347

O3347 MÜLLER'S LACHRYMAL RETRACTOR, gilt each



O3348



O3349

O3348 ROLLET'S LACHRYMAL RETRACTOR, stainless steel each

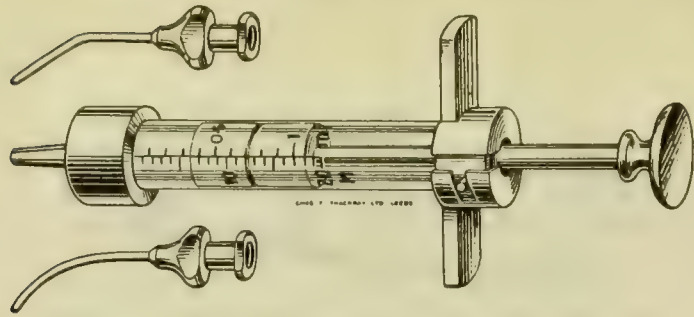
O3349 ROLLET'S LACHRYMAL RUGINE, stainless steel each



O3350

O3350 LANG'S LACHRYMAL SPOON AND DISSECTOR, stainless steel .. each

OPHTHALMIC INSTRUMENTS



O3351

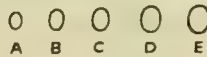
Cat. No.

- O3351 LACHRYMAL SYRINGE, 1 ml. 20 min., with one of each angled and curved silver pipes, in chromium plated case complete
- O3352 Spare Lachrymal Pipes, silver, two patterns: angle and curved .. each



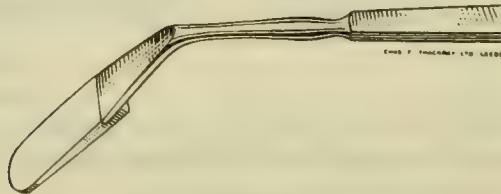
O3353

- O3353 CROSS' MEIBOMIAN CYST CURETTE, double-ended, stainless steel, each




O3354

- O3354 MEIBOMIAN CYST CURETTE, stainless steel, five sizes: A, B, C, D and E, each



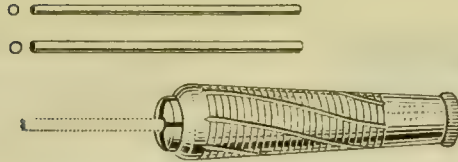
O3355

- O3355 GUIST'S DEPRESSOR, stainless steel with insulated blade each




O3356

- O3356 HINE'S MUSCLE HOOK, stainless steel with insulated blade .. each




O3357

- Cat. No.
 O3357 ELLIOT'S SCLERECTOMY TREPHINE, with one of each 1.5 mm. and 2 mm. diameter stainless steel blades, aluminium handle fitted with chuck complete
 O3358 Blades only, 1.5 and 2 mm. diameter, stainless steel each



O3359

- O3359 LANG'S SCLERECTOMY TREPHINE, with obturator, stainless steel, two sizes: 1.5 mm. and 2 mm. diameter each




O3360



O3361

- O3360 LANG'S ANTERIOR SYNECHIA KNIFE, with sharp point, nickel plated, each
 O3361 Ditto .. with round point each



O3362

- O3362 JAEGER'S IRIDECTOMY KNIFE, straight, nickel plated, three sizes: small, medium and large each
 O3363 Ditto .. angled blade each

OPHTHALMIC INSTRUMENTS



O3364



O3365

Cat. No.

- O3364 ZIEGLER'S IRIDOTOMY KNIFE, nickel plated, three sizes: 5 mm., 6 mm. and 7 mm. length of blade each
 O3365 CRITCHETT'S PTERYGIUM KNIFE, nickel plated each



O3366



O3367

- O3366 LANG'S CORNEAL SPLITTING KNIFE, nickel plated each
 O3367 TOOKE'S CORNEAL SPLITTING KNIFE, nickel plated each



O3368



O3369

- O3368 ZIEGLER'S CAPSULOTOMY KNIFE, nickel plated each
 O3369 TYRRELL'S IRIS HOOK, stainless steel each

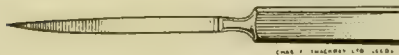


O3370



O3371

- O3370 NETTLESHIP'S IRIS REPOSITOR, silver blade, silver plated handle, each
 O3371 LENS HOOK, stainless steel each

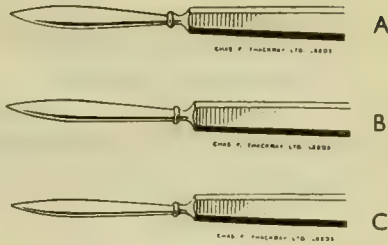
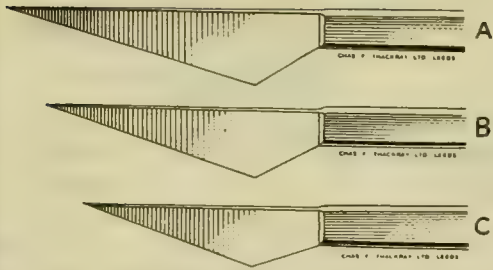


O3372



O3373

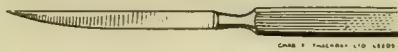
- O3372 GRAEFE'S CATARACT KNIFE, nickel plated each
 O3373 Ditto .. narrow blade each



O3374

O3375

| | | | | |
|----------|--|----|----|------|
| Cat. No. | | | | |
| O3374 | BEER'S CATARACT KNIFE, nickel plated, three sizes: A, B and C .. | | | each |
| O3375 | BROAD NEEDLE, nickel plated, three sizes: A, B and C .. | .. | .. | each |



O3376

O3377


| | | | | | |
|-------|---------------------------------------|----|----|----|------|
| O3376 | SMITH'S CATARACT KNIFE, nickel plated | .. | .. | .. | each |
| O3377 | BEER'S CATARACT NEEDLE, nickel plated | .. | .. | .. | each |



O3378

O3379

| | | | | | |
|-------|--|----|----|----|------|
| O3378 | BOWMAN'S CATARACT NEEDLE, with stop, nickel plated | .. | .. | .. | each |
| O3379 | "MOORFIELDS" CATARACT NEEDLE, nickel plated | .. | .. | .. | each |



O3380

O3381

| | | | | | |
|-------|--|----|----|----|------|
| O3380 | SAUNDERS' CATARACT NEEDLE, nickel plated | .. | .. | .. | each |
| O3381 | GRAEFE'S CYSTITOME, nickel plated | .. | .. | .. | each |

OPHTHALMIC INSTRUMENTS



O3382



O3383

| | | | | | | | |
|----------|---------------------------------------|----|----|----|----|----|------|
| Car. No. | | | | | | | |
| O3382 | "MOORFIELDS" CYSTITOME, nickel plated | .. | .. | .. | .. | .. | each |
| O3383 | "MOORFIELDS" CURETTE, stainless steel | .. | .. | .. | .. | .. | each |



O3384



O3385

| | | | | | | | |
|-------|-----------------------------------|----|----|----|----|----|------|
| O3384 | SNELLEN'S VECTIS, stainless steel | .. | .. | .. | .. | .. | each |
| O3385 | TAYLOR'S VECTIS, stainless steel | .. | .. | .. | .. | .. | each |





O3386




O3387

| | | | | | | | |
|-------|--|----|----|----|----|----|------|
| O3386 | "BIRMINGHAM" PATTERN FOREIGN BODY NEEDLE, nickel plated, | | | | | | each |
| O3387 | FOREIGN BODY GOUGE, stainless steel | .. | .. | .. | .. | .. | each |



O3388

| | | | | | | | | |
|-------|---|----|----|----|----|----|----|------|
| O3388 | WALTON'S EYE SPUD and GOUGE, stainless steel, chromium plated screw-on case | .. | .. | .. | .. | .. | .. | each |
|-------|---|----|----|----|----|----|----|------|



O3389

Cat. No. O3389 WALTON'S EYE SPUD and NEEDLE, stainless steel, chromium plated screw-on case each

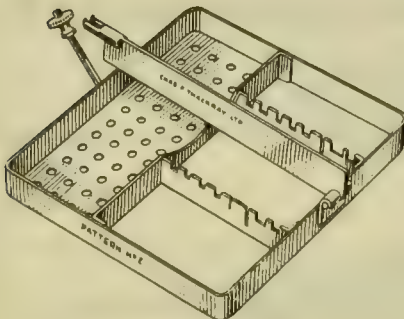


O3390

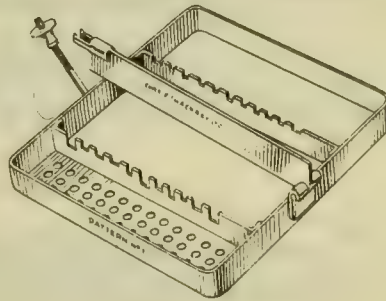


O3391

O3390 WALTON'S EYE SPUD, stainless steel each
O3391 BISHOP HARMAN'S EYE SPUD, stainless steel each



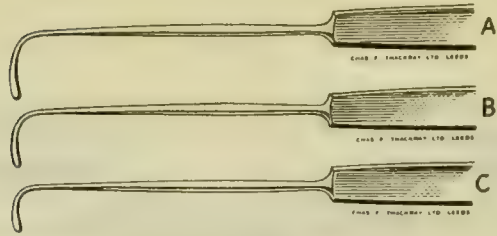
O3392



O3393

O3392 FOSTER'S STERILIZER TRAY, No. 1, for squint instruments, chromium plated each
O3393 Ditto .. No. 2, for cataract instruments each

OPHTHALMIC INSTRUMENTS



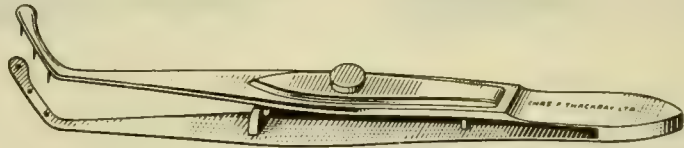
O3398

Cat. No.
O3398 GRAEFE'S STRABISMUS HOOK, stainless steel, three sizes: A, B and C, each



O3399

O3399 LANG'S STRABISMUS HOOK, flattened stainless steel each



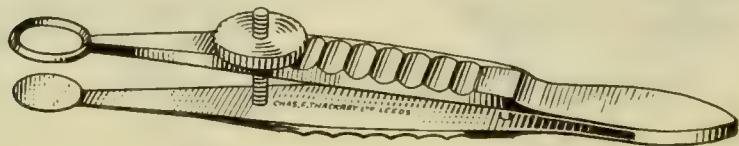
O3400

O3400 PRINCE'S STRABISMUS FORCEPS, stainless steel, two patterns: right and left each



O3401

O3401 MacGILLIVRAY'S TARSAL CYST KNIFE and SPOON, nickel plated, each



O3402

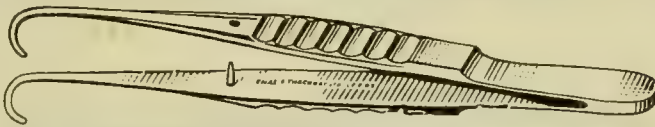
O3402 AYER'S or "VIENNA PATTERN" TARSAL CYST FORCEPS, stainless steel, each

OPHTHALMIC INSTRUMENTS



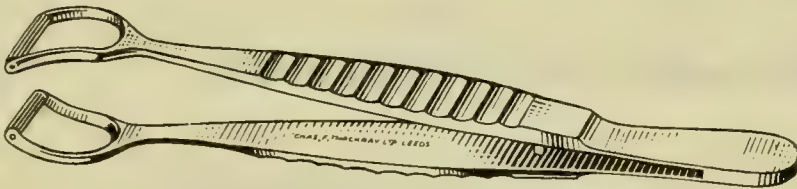
O3403

Cat. No. O3403 GREENE'S TARSAI CYST FORCEPS, stainless steel each



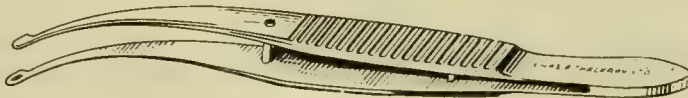
O3404

O3404 GRADDY'S TRACHOMA FORCEPS, stainless steel, two sizes: small and large, each



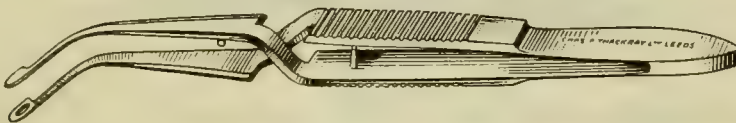
O3405

O3405 KNAPP'S TRACHOMA FORCEPS, stainless steel each




O3406

O3406 ARRUGA'S CAPSULE FORCEPS, stainless steel each



O3407


O3407 CASTROVIEJO'S CAPSULE FORCEPS, stainless steel each



O3408

O3408 COUPER'S CAPSULE FORCEPS, stainless steel each

OPHTHALMIC INSTRUMENTS



O3409

Cat. No.
O3409 ELSCHNIG'S CAPSULE FORCEPS, stainless steel each



□ A
○ B

O3410

O3410 CILIA FORCEPS, stainless steel, two patterns: A and B each



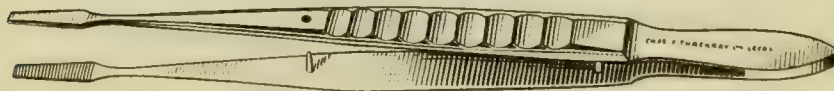
O3411

O3411 BENNETT'S CILIA FORCEPS, stainless steel each




O3412

O3412 DYCE DUCKWORTH'S CILIA FORCEPS, stainless steel each



O3413

O3413 JAMESON EVANS' CILIA or SUTURE FORCEPS, stainless steel each



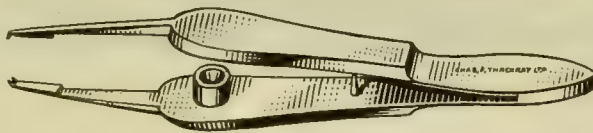
O3414

Cat. No. O3414 LISTER'S SUTURE FORCEPS, stainless steel each



O3415

O3415 "MOORFIELDS" SUTURE FORCEPS, stainless steel each



O3416

O3416 ST. MARTIN'S CORNEAL SUTURING FORCEPS, stainless steel each



O3417

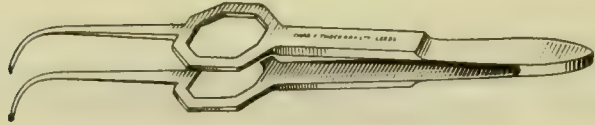
O3417 TRAQUAIR'S CORNEAL SUTURING FORCEPS, stainless steel each



O3418

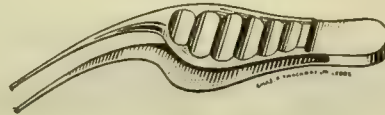
O3418 BARRAQUER'S IRIS FORCEPS, stainless steel each

OPHTHALMIC INSTRUMENTS



O3419

Cat. No.
O3419 COOPER'S IRIS FORCEPS, stainless steel each



O3420

O3420 FISCHER-ARLT'S IRIS FORCEPS, stainless steel each



O3421

O3421 GRAEFE'S IRIS FORCEPS, straight, stainless steel each



O3422


O3422 GRAEFE'S IRIS FORCEPS, curved, stainless steel each



O3423

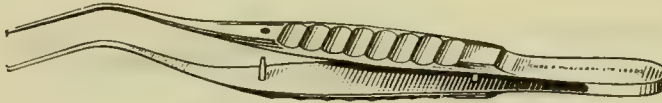
O3423 SILCOCK'S IRIS FORCEPS, non-toothed, stainless steel each

OPHTHALMIC INSTRUMENTS



O3424

Cat. No.
O3424 TRAQUAIR'S IRIS FORCEPS, stainless steel each



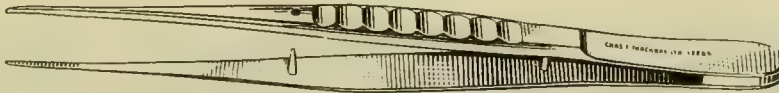
O3425

O3425 "SWAN NECK" IRIS FORCEPS, stainless steel each



O3426

O3426 EYE DISSECTING FORCEPS, non-toothed, stainless steel each



O3427


O3427 FIXATION FORCEPS, non-toothed, stainless steel each



O3428

O3428 FIXATION FORCEPS, fine, toothed, stainless steel each

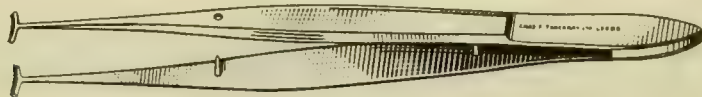
OPHTHALMIC INSTRUMENTS



O3429


Cat. No.

O3429 FIXATION FORCEPS, extra fine, toothed, stainless steel each



O3430

O3430 BARRAQUER'S FIXATION FORCEPS, stainless steel each



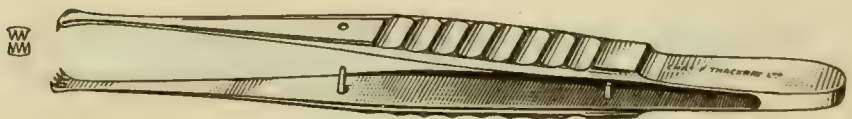
O3431

O3431 COLLEY'S FIXATION FORCEPS, stainless steel each



O3432

O3432 ELSCHMIG'S FIXATION FORCEPS, stainless steel each



O3433

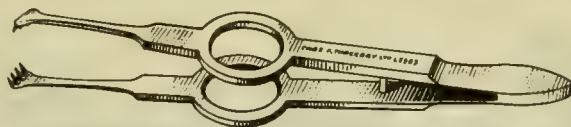
O3433 FRENCH PATTERN FIXATION FORCEPS, stainless steel each

OPHTHALMIC INSTRUMENTS




O3434

- | | | | | | | | |
|----------|--|----|----|----|----|----|------|
| Cat. No. | | | | | | | |
| O3434 | GRAEFE'S FIXATION FORCEPS, with catch, stainless steel | .. | | | | | each |
| O3435 | Ditto .. without catch | .. | .. | .. | .. | .. | each |



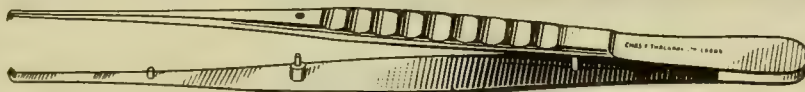
O3436

- | | | | | | | | |
|-------|---|----|--|--|--|--|------|
| O3436 | BISHOP HARMAN'S FIXATION FORCEPS, stainless steel | .. | | | | | each |
|-------|---|----|--|--|--|--|------|



O3437

- | | | | | | | | |
|-------|---|----|----|----|----|----|------|
| O3437 | LANDOLT'S FIXATION FORCEPS, stainless steel | .. | .. | | | | each |
| O3438 | Ditto .. curved | .. | .. | .. | .. | .. | each |



O3439

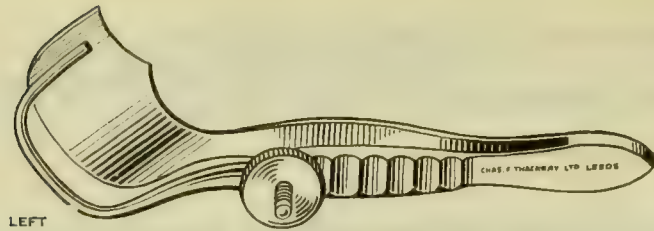
- | | | | | | | | |
|-------|---|----|--|--|--|--|------|
| O3439 | LANG'S FIXATION FORCEPS, with stop, stainless steel | .. | | | | | each |
|-------|---|----|--|--|--|--|------|



O3440

- | | | | | | | | |
|-------|--|----|----|--|--|--|------|
| O3440 | LAPERSONNE'S FIXATION FORCEPS, stainless steel | .. | .. | | | | each |
|-------|--|----|----|--|--|--|------|

OPHTHALMIC INSTRUMENTS

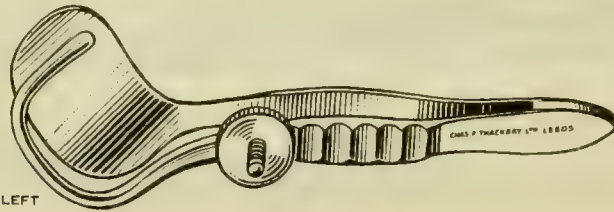


LEFT

O3441

Cat. No.


O3441 DESMARRES' ENTROPIUM FORCEPS, stainless steel, two patterns: right and left each



LEFT


O3442

O3442 SNELLEN'S ENTROPIUM FORCEPS, stainless steel, two patterns: right and left each



O3443

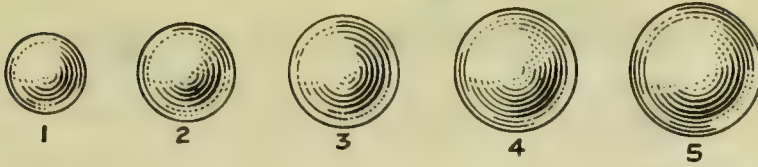
O3443 WILDE'S ENTROPIUM FORCEPS, stainless steel each



O3444

O3444 EYE MAGNET, consisting of: Magnetic bar and one of each bulbous and tapered ends, in leatherette-covered case complete

OPHTHALMIC INSTRUMENTS

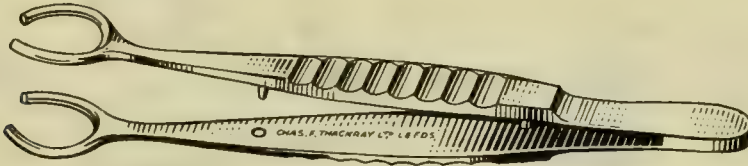


CHAS. F. THACKRAY LTD. LEEDS

O3445

Cat. No.

O3445 MULES' ARTIFICIAL VITREOUS GLOBES, glass, five sizes: 1, 2, 3, 4 and 5, per doz.




O3446

O3446 "MOORFIELDS" INTRODUCING FORCEPS, for vitreous globes, stainless steel each



O3447

O3447 TRELAT'S ENUCLEATION SPATULA, stainless steel each



O3448A

O3448A FOSTER'S NEEDLE HOLDER only (A), stainless steel each

O3448B Ditto .. and Scissors (B) each

Can also be made for left-hand use

OPHTHALMIC INSTRUMENTS



A O3449
B O3450

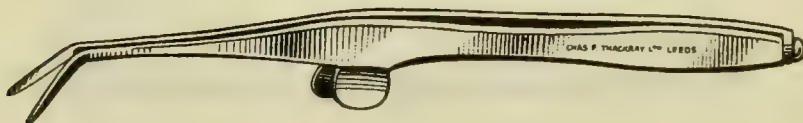
Cat. No.

- O3449 SILCOCK'S NEEDLE HOLDER, with serrated jaws (A), 5½ in., stainless steel, each
 O3450 Ditto .. with split, concave jaws (B) each



O3451

- O3451 WRIGHT'S NEEDLE HOLDER, box joint, 5 in., stainless steel .. each




O3452

- O3452 DE WEAVER'S EYE SCISSORS, stainless steel, three patterns: blunt-sharp (A), blunt-blunt (B) and sharp-sharp (C) each



O3453

- O3453 BISHOP HARMAN'S CONJUNCTIVAL SCISSORS, stainless steel, each



O3454


Cat. No.

O3454 EXCISION SCISSORS, curved-on-flat, stainless steel each




O3455

O3455 EXCISION SCISSORS, curved-on-flat, extra strong, stainless steel .. each



O3456

O3456 EXCISION SCISSORS, straight, strong, stainless steel each




O3457

O3457 IRIS SCISSORS, curved-on-flat, sharp, stainless steel each

*O3458 Ditto .. straight each

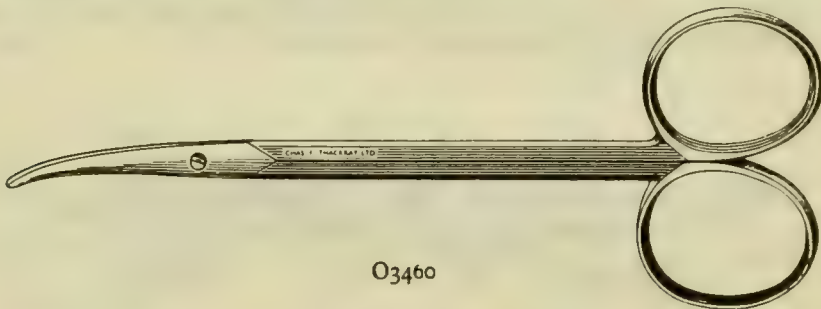
**Not illustrated*

OPHTHALMIC INSTRUMENTS



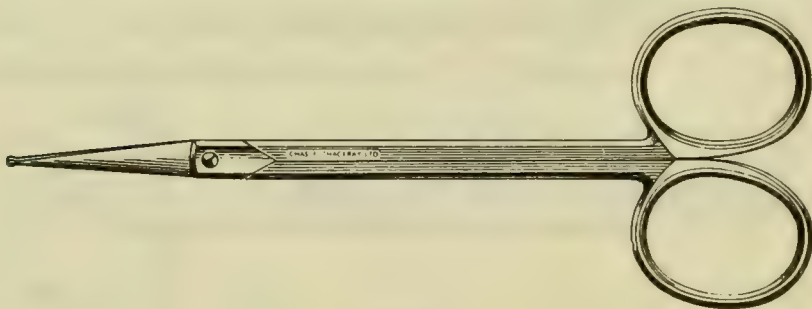
O3459

Cat. No. O3459 STRABISMUS SCISSORS, straight, stainless steel each



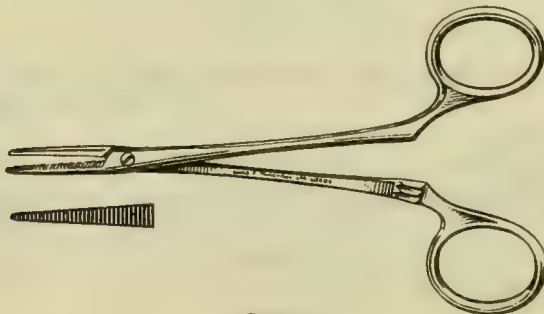
O3460

O3460 STRABISMUS SCISSORS, curved-on-flat, stainless steel each



O3461

O3461 BOWMAN'S STRABISMUS SCISSORS, probe-pointed, stainless steel each




O3462

O3462 "FEATHERWEIGHT" HALSTED'S ARTERY FORCEPS, screw joint, each
 4½ in., stainless steel
 *O3462A Ditto .. curved-on-flat each

*Not illustrated

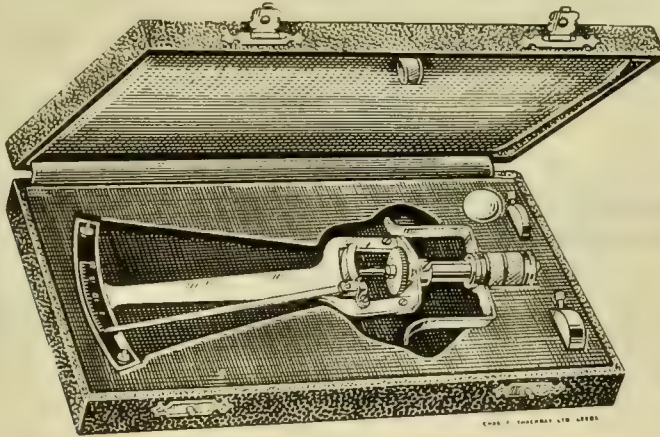
OPHTHALMIC INSTRUMENTS



O3463

Cat. No.

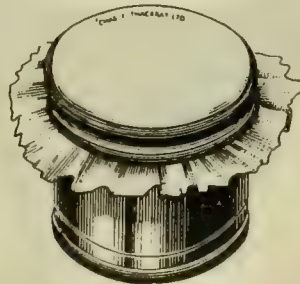
O3463 TERRIER'S ARTERY FORCEPS, screw joint, $3\frac{1}{2}$ in., stainless steel .. each



O3464

O3464 SCHIÖTZ' TONOMETER, complete with weights and instruction card, in plush lined leatherette-covered case each

The above Schiötz' Tonometers are the original models, of foreign manufacture.



O3466-7

O3466 TRIAL DRUM, for testing eye knives, chromium plated, without kid .. each

O3467 Kid, for use with above, in pieces of approximately 6 in. by 6 in. .. each

**Not illustrated*

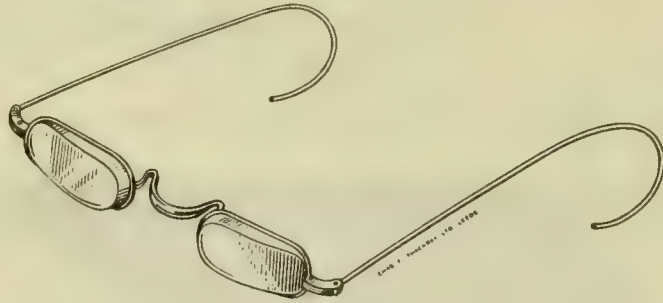
OPHTHALMIC INSTRUMENTS



O3468

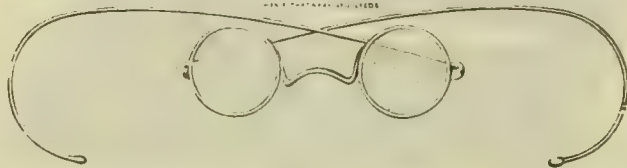
Cat. No.

- | | | | | |
|-------|--|----|----|------|
| O3468 | CORNEAL MAGNIFIER, folding, x5 magnification | .. | .. | each |
| O3469 | Ditto .. x8 magnification | .. | .. | each |



O3470

- O3470 MAYOU TYPE BINOCULAR SPECTACLES, with elongated sphero-prisms which give a slightly larger lateral field (†working distance: 7 in.) .. each



O3471

- O3471 BISHOP HARMAN'S BINOCULAR SPECTACLES (†working distance: 7 in.), each



O3472


- O3472 BERGER'S BINOCULAR LOUPE (†working distance: 2½-3 in.) .. each
†With normal eyesight or spectacles.

OPHTHALMIC INSTRUMENTS



O3473

Cat. No. O3473 EYE ROD, glass each



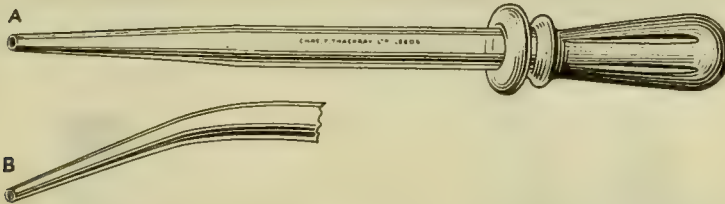
O3474

O3474 EYE ROD, glass each




O3475

O3475 MOORFIELD'S PATTERN EYE ROD, double-ended, glass .. each



O3476-7

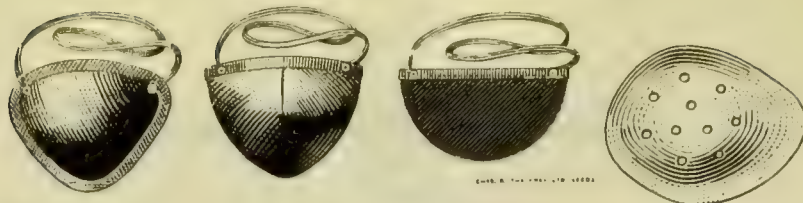
O3476 EYE DROPPER, glass, straight (A), with rubber teat each
 O3477 Ditto .. curved (B) each



O3478


O3478 MOORFIELD'S DROPPER, glass, with rubber teat each

OPHTHALMIC INSTRUMENTS



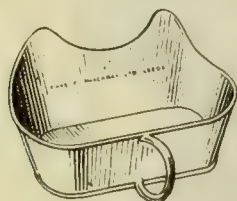
O3479 O3480 O3481 O3482

- Cat. No.
 O3479 EYE SHADE, with elastic headband, black silk covered, green inside, shaped, for either eye each
 O3480 EYE SHADE, with elastic headband, black silk covered, green inside, cockle shaped, for either eye each
 O3481 EYE SHADE, with elastic headband, black silk covered, green inside, flat, for either eye each
 O3482 "CARTELLA" EYE SHADE, cardboard, non-coloured, perforated, shaped, two patterns: right and left each



O3483 O3485 O3486

- O3483 EYESHADE, celluloid, with elastic headband, non-inflammable, perforated, flesh-coloured, green inside, shaped, two patterns: right and left each
 *O3484 Ditto .. for either eye each
 O3485 EYE SHADE, with elastic headband, double, black silk covered, green inside, flat, each
 O3486 GLUCK'S EYE SHADE, polished aluminium, perforated, shaped, two patterns: right and left, three sizes: small, medium and large each



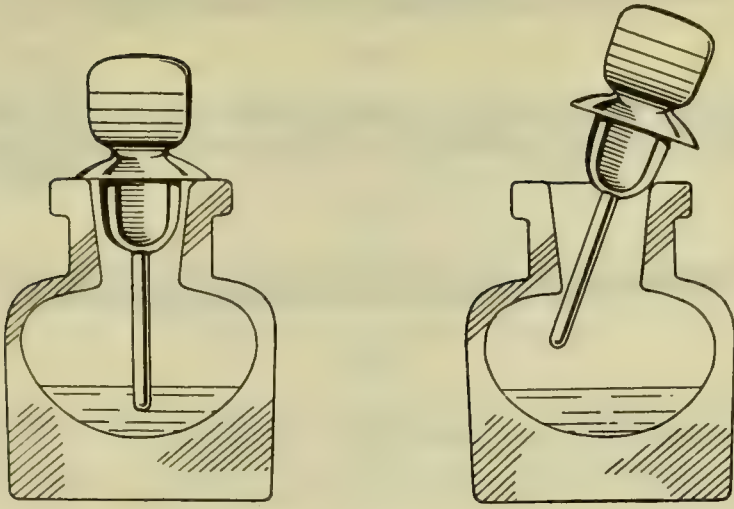
O3487



O3488

- O3487 MANCHESTER'S DOUCHE TRAY, chromium plated each
 O3488 CHALK'S DROP BOTTLE, with pipette and rubber cap, 1/2 oz. capacity, each
 O3489 Ditto .. 1 oz. each

*Not illustrated



O3490

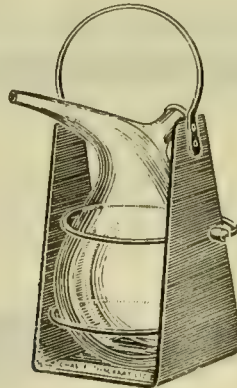
Cat. No.

O3490 FOSTER'S DROP BOTTLE, for oily Eserine, glass, with stainless steel dropper, each

This dropper is so designed that if put in obliquely, it falls into place and the overhanging rim dispenses with the need for a dust cover. With the solution at the proper level there will be enough oily Eserine on the surface of the dropper, when withdrawn, to form one or two drops.




O3491



O3493

| | | | | | | | | |
|-------|---|----|----|----|----|----|----|------|
| O3491 | Undine, glass, .2 oz. capacity | .. | .. | .. | .. | .. | .. | each |
| O3492 | Ditto .. 4 oz. | .. | .. | .. | .. | .. | .. | each |
| O3493 | UNDINE, glass, .2 oz., complete in chromium plated frame for sterilizing, | | | | | | | each |
| O3494 | Ditto .. 4 oz. | .. | .. | .. | .. | .. | .. | each |
| O3495 | Frame only, chromium plated, one size to take 2 oz. or 4 oz. undines | .. | | | | | | each |

CLINICAL DIAGNOSIS INSTRUMENTS



C3496

- | | | | | | | | |
|----------|---|----|----|----|----|----|------|
| Cat. No. | | | | | | | |
| C3496 | CLINICAL THERMOMETER, "Reality" Brand, magnifying lens front, †Fahrenheit scale, ½ minute, without case, <i>Certified</i> | .. | .. | .. | .. | .. | each |
| C3497 | Ditto .. <i>N.P.L. Tested</i> | .. | .. | .. | .. | .. | each |



C3498

- | | | | | | | | |
|-------|--|----|----|----|----|----|------|
| C3498 | CLINICAL THERMOMETER, STUBBY BULB, "Reality" Brand, magnifying lens front, †Fahrenheit scale, ½ minute, without case, <i>Certified</i> | .. | .. | .. | .. | .. | each |
| C3499 | Ditto .. <i>N.P.L. Tested</i> | .. | .. | .. | .. | .. | each |



C3500

- | | | | | | | | |
|-------|--|----|----|----|----|----|------|
| C3500 | CLINICAL THERMOMETER, SUB-NORMAL, "Reality" Brand, magnifying lens front, †graduated 85°F. to 105°F., ½ minute, without case, <i>Certified</i> | .. | .. | .. | .. | .. | each |
| C3501 | Ditto .. <i>N.P.L. Tested</i> | .. | .. | .. | .. | .. | each |



C3502

- | | | | | | | | |
|-------|---|--|--|--|--|--|------|
| C3502 | CLINICAL THERMOMETER, RECTAL, with extra strong pear-shaped blue bulb, magnifying lens front, †Fahrenheit scale, 1 minute, without case, <i>Certified</i> , | | | | | | each |
|-------|---|--|--|--|--|--|------|

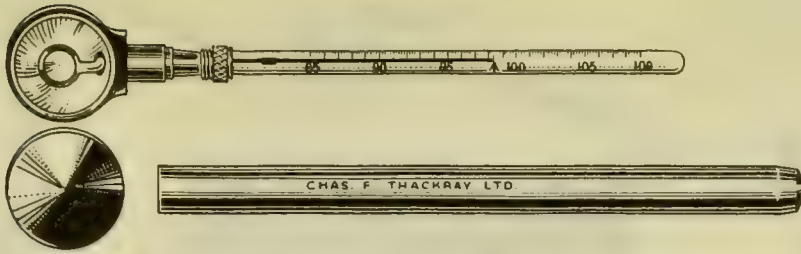


C3503

- | | | | | | | | |
|--------|---|----|----|----|----|----|------|
| C3503 | THERMOMETER CASE, spirit proof, washerless, cone-bearing cap, fitted with spring to hold thermometer firmly, and clip for pocket, nickel plated | .. | .. | .. | .. | .. | each |
| *C3504 | SIMPLE THERMOMETER CASES, nickel plated | .. | .. | .. | .. | .. | each |
| *C3505 | Ditto .. black plastic | .. | .. | .. | .. | .. | each |

†Centigrade scale can be supplied on request.

*Not illustrated




C3506

Cat. No.

C3506 SKIN SURFACE THERMOMETER, graduated 85°F. to 110°F., complete in black bakelite case with pull-off caps to thermometer and bulb .. each

Centigrade scale can be supplied on request.



C3507

C3507 SKIN THERMOMETER, magnifying lens front, graduated 55°F to 110°F., in bakelite case each

Centigrade scale can be supplied on request.



C3508


C3508 PULSE GLASS, "perspex" encased, unbreakable, 1/2 minute .. each



C3511

C3509 PULSE GLASS, nickel plated case, 1/4 minute each
 C3510 Ditto .. 1/2 minute each
 C3511 Ditto .. 1 minute each


CLINICAL DIAGNOSIS INSTRUMENTS



C3512

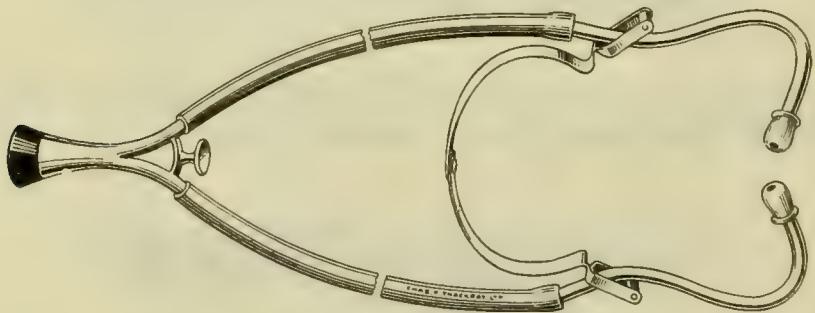
Cat. No.

C3512 STETHOSCOPE, consisting of: Headframe with *non-folding* spring (fig. C3542), fitted with white plastic Eartips (fig. C3537), Skinner's Chestpiece (fig. C3517); metal parts chromium plated; complete with rubber tubing (fig. C3535) .. each



C3513

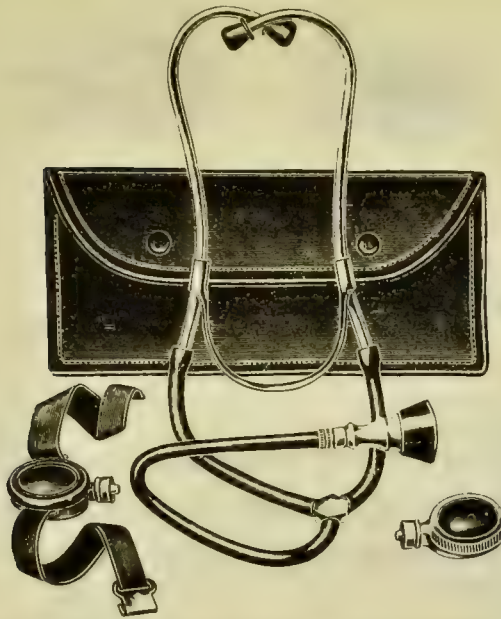
C3513 STETHOSCOPE, consisting of: Headframe with *folding* spring (fig. C3543), fitted with white plastic Eartips (fig. C3537); Skinner's Chestpiece (fig. C3517); metal parts chromium plated; complete with rubber tubing (fig. C3535) .. each



C3514

C3514 STETHOSCOPE, consisting of: *double-folding* Headframe (fig. C3544), fitted with white plastic Eartips (fig. C3537); Skinner's Chestpiece (fig. C3517); metal parts chromium plated; complete with rubber tubing (fig. C3535) each

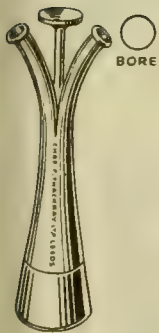
NOTE.—The range of stethoscope parts which are listed on the following pages allows a stethoscope to be selected of individual choice. We should be pleased to assemble a complete instrument according to the parts chosen.



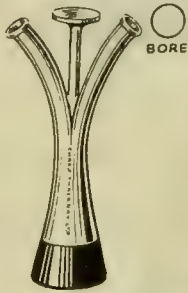
C3515

Cat. No.

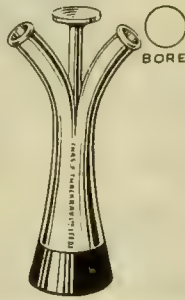
C3515 TRIPLE-CHANGE STETHOSCOPE, consisting of: *non-folding* Headframe fitted with black plastic Eartips; three Chestpieces—Bell type, Bowles' type and Brachial Diaphragm with straps; Luer-Lock mounts for quick interchange of chestpieces; all metal parts chromium plated; complete with Y-union and black rubber tubing in cloth pouch each



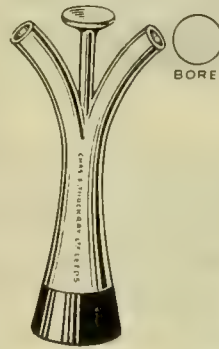
C3516



C3517



C3518




C3519




C3520

- C3516 ADMIRALTY PATTERN CHESTPIECE, chromium plated, with aluminium end each
 C3517 SKINNER'S CHESTPIECE, chromium plated, with black plastic end, each
 C3518 WIDE BORE CHESTPIECE, chromium plated, with black plastic end, each
 C3519 Ditto .. Extra Wide Bore each
 C3520 VULCANITE CHESTPIECE, with soft rubber end each
 C3521 Spare Black Plastic Ends for Chestpieces, *please state catalogue number of Chestpiece*, each
 C3522 Ditto .. aluminium, for Admiralty Pattern Chestpiece each

CLINICAL DIAGNOSIS INSTRUMENTS



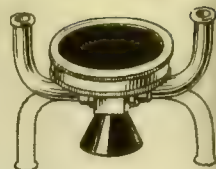
C3523



C3525




C3527




C3529




C3524



C3526




C3528



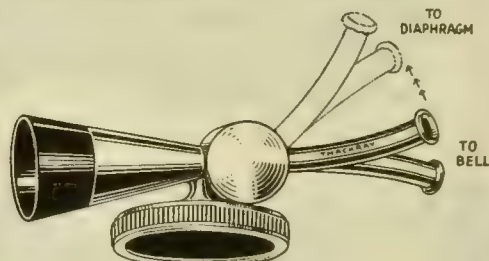
C3530

Cat. No.

| | | |
|-------|---|------|
| C3523 | BOWLES' CHESTPIECE, double, chromium plated, with diaphragm | each |
| C3524 | Ditto .. single | each |
| C3525 | MINCHIN'S CHESTPIECE, double, chromium plated, with diaphragm | each |
| C3526 | Ditto .. single | each |
| C3527 | CHESTPIECE, double, chromium plated, rubber rim, with perforated metal diaphragm and thumb-rest | each |
| C3528 | Ditto .. single | each |
| C3529 | REVERSIBLE CHESTPIECE, chromium plated, diaphragm and localiser bell end | each |
| C3530 | RUBBER CHESTPIECE END, to fit end of bell type chestpieces .. | each |

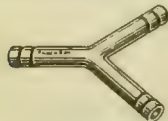


C3531



C3532

| | | |
|-------|---|------|
| C3531 | SPRAGUE-BOWLES' CHESTPIECE, lever control, chromium plated, with diaphragm and bell end | each |
| C3532 | SPRAGUE-BOWLES' CHESTPIECE (new pattern), "break-back" control, with diaphragm and bell end | each |
| C3533 | Bell Chestpiece Ends, <i>please state catalogue number</i> | each |
| C3534 | METAL CAPS for Diaphragm Chestpieces, chromium plated, <i>please state catalogue number of Chestpiece</i> | each |
| C3535 | Spare Diaphragms, <i>please state catalogue number of Chestpiece</i> | each |



C3536




C3537



C3538



C3539



C3540



C3541

| | | |
|-------|--|------|
| C3536 | Y-UNION, chromium plated | each |
| C3537 | RUBBER TUBING, red or black | yard |
| C3538 | Ditto .. Wide Bore (for chestpieces C3518-9 and headframe C3545) .. | yard |
| C3539 | EARTIPS, plastic, white or black (<i>wide bore on request</i>) | each |
| C3540 | Ditto .. aluminium | each |
| C3541 | Ditto .. red rubber | each |

CLINICAL DIAGNOSIS INSTRUMENTS



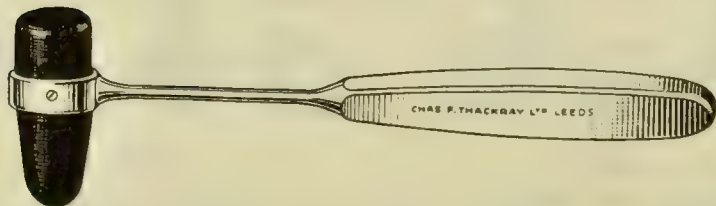
C3549

| | | | | | | |
|----------|---|----|----|----|----|------|
| Cat. No. | | | | | | |
| C3549 | BABINSKI'S PERCUSSOR, chromium plated heavy head with rubber ring and nylon handle pointed at end | .. | .. | .. | .. | each |
| C3550 | Spare Rubber Rings for above | .. | .. | .. | .. | each |
| C3550A | Spare Nylon Handles | .. | .. | .. | .. | each |



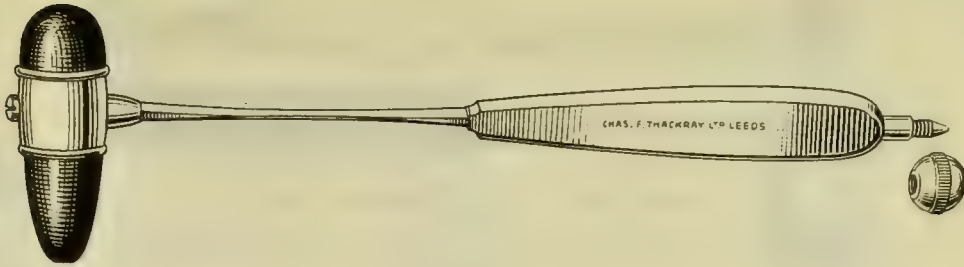
C3551

C3551 CURRIE'S TENDON HAMMER, stainless steel each
"The accompanying illustration shows a tendon hammer which I designed some time ago and which has now been produced by Chas. F. Thackray Ltd., of Leeds. The hammer is entirely of stainless steel. I have found it more useful than any other available type because of its greater weight and better balance. The pointed handle is useful for eliciting the cremasteric, abdominal, and plantar reflexes. The hammer has the obvious advantage of being unbreakable and having no perishable parts". Vide Mr. J. P. Currie, "British Medical Journal", Dec. 2nd, 1944.



C3552

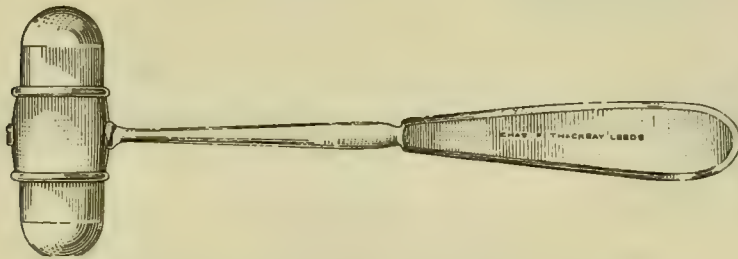
| | | | | | | |
|-------|---|----|----|----|----|------|
| C3552 | DEJERINE'S PERCUSSOR, solid rubber head and chromium plated handle, | | | | | each |
| C3553 | Spare Rubber Heads for above | .. | .. | .. | .. | each |



C3554

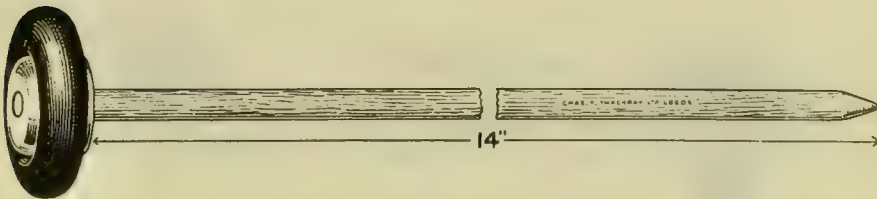
Cat. No.

| | | | | | | | | |
|-------|---|----|----|----|----|----|----|------|
| C3554 | HURST'S PERCUSSOR, solid rubber head, chromium plated handle with protected point | .. | .. | .. | .. | .. | .. | each |
| C3555 | Spare Rubber Heads for above | .. | .. | .. | .. | .. | .. | each |



C3556


| | | | | | | | | |
|-------|---|----|----|----|----|----|----|------|
| C3556 | MOLL'S PERCUSSOR, solid rubber head, chromium plated handle | .. | .. | .. | .. | .. | .. | each |
| C3557 | Spare Rubber Heads for above | .. | .. | .. | .. | .. | .. | each |



C3558

| | | | | | | | | |
|--------|---|----|----|----|----|----|----|------|
| C3558 | NATIONAL HOSPITAL PATTERN PERCUSSOR, chromium plated head with thick rubber ring and 14 in. cane handle | .. | .. | .. | .. | .. | .. | each |
| C3559 | Spare Rubber Rings for above | .. | .. | .. | .. | .. | .. | each |
| C3559A | Spare Cane Handles | .. | .. | .. | .. | .. | .. | each |

CLINICAL DIAGNOSIS INSTRUMENTS

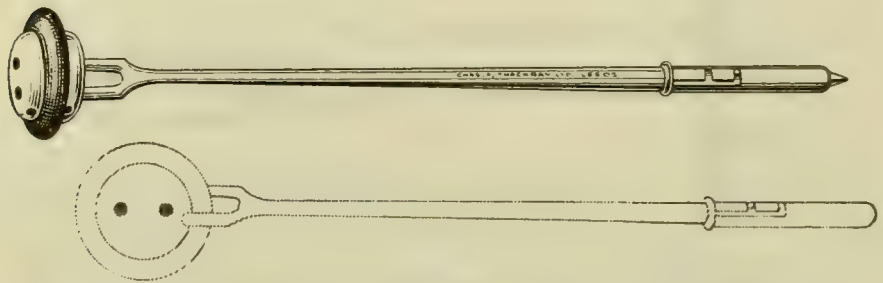


C3560

Cat. No.

C3560 NEUROLOGICAL PERCUSSOR, chromium plated shaft and rubber-fitted head, black bakelite handle, with screw-in needle and camel hair brush .. each
The head incorporates two sizes of hammer: small end for the knee and large end for chest percussion. The sensibility needle and camel hair brush conveniently screw into the head and handle respectively.

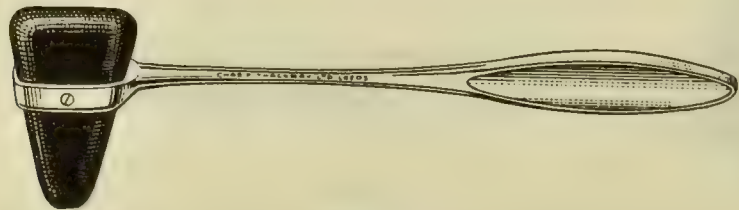
C3561 Spare Rubber Tips for above: small and large each



C3562

C3562 PURVES-STEWART'S PERCUSSOR, reversible head with rubber ring and metal handle with protected point, chromium plated each

C3563 Spare Rubber Rings for above each



C3564

C3564 TAYLOR'S PERCUSSOR, solid rubber head, chromium plated handle, each

C3565 Spare Rubber Heads for above each

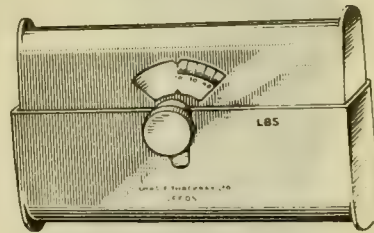


C3565A

- Cat. No.
- | | | |
|--------|---|------|
| C3565A | VERNON'S PERCUSSOR, chromium plated ball with rubber ring and nylon handle pointed at end | each |
| C3565B | Spare Rubber Rings for above | each |
| C3565C | Spare Nylon Handles | each |



C3566




C3567

- | | | |
|-------|--|------|
| C3566 | ALY'S ALGESIMETER, camel hair brush and stainless steel needle, chromium plated holder | each |
| C3567 | TOTALLY ENCLOSED DYNAMOMETER, 20 lb.-120 lb., chromium plated, | each |



C3568

- | | | |
|--------|--|------|
| †C3568 | DERMATOGRAPH PENCIL, two colours: red and blue | each |
|--------|--|------|



C3570




C3572


- | | | |
|-------|---|------|
| C3570 | TAPE MEASURE, spring steel tape, in plastic case, reciprocal spring, graduated English and Metric, sizes: 3 ft. and 6 ft. | each |
| C3572 | SIMPLE PATTERN CALIPERS, chromium plated | each |

†Other colours available.

CLINICAL DIAGNOSIS INSTRUMENTS



C3573



C3574

Cat. No.

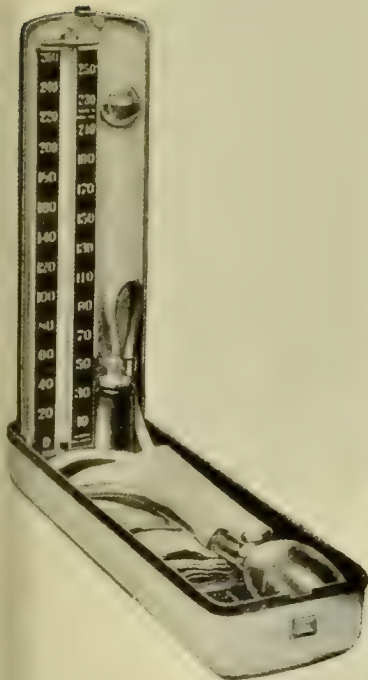
- C3573 "ACCOSON" SPHYGMOMANOMETER, mercurial, *Dominion Model*, 260 mm., complete in moulded plastic case, size when closed: 13 $\frac{1}{8}$ in. by 3 $\frac{3}{4}$ in. by 2 $\frac{1}{4}$ in., each
- C3574 "ACCOSON" SPHYGMOMANOMETER, mercurial, *Desk Model*, 300 mm., complete in walnut case, size when closed: 15 in. by 5 in. by 2 $\frac{1}{2}$ in. . . . each
- *C3575 Ditto . . . *Miniature model*, 260 mm. size when closed: 12 $\frac{3}{4}$ in. by 5 in. by 2 $\frac{3}{4}$ in., each

Spare Parts "Accoson":


- | | | |
|---------|---|---------|
| C3576 | Rubber Bag, adults' size: 9 in. by 5 in. | each |
| C3577 | Ditto . . . children's size: 7 $\frac{1}{2}$ in. by 4 in. | each |
| C3578 | Ditto . . . babies' size: 4 in. by 2 in. | each |
| C3578A | Ditto* . . . Thigh Band, size 20 in. by 7 in. | each |
| C3579 | Silk Armlet, adults' size | each |
| C3580 | Ditto . . . children's size | each |
| C3581 | Ditto . . . babies' size | each |
| C3581A | Ditto . . . Thigh Band size | each |
| C3582 | Rubber Inflation Ball | each |
| C3583 | Control Valve for above | each |
| C3584 | Metal Connections, plug-in fitting | per pr. |
| C3585 | Rubber Tubing | per ft. |
| †C3585A | Manometer Tube, glass, 260 m.m. | each |
| †C3585B | Ditto . . . 300 mm. | each |

†NOTE.—When ordering spare manometer tubes, please state catalogue number of instrument and serial number.

*Not illustrated



C3586



C3588



C3588A

- Cat. No.
- C3586 "ACCOSON" SPHYGMOMANOMETER, mercurial, *Metpak Model*, 260 mm., complete in cast aluminium case, crinkle grey, size when closed: 12 $\frac{1}{8}$ in. by 3 $\frac{3}{8}$ in. by 1 $\frac{7}{8}$ in. each
- *C3587 Ditto .. *Dekamet Model*, 300 mm. size when closed: 14 in. by 4 $\frac{1}{8}$ in. by 2 $\frac{1}{8}$ in. each
- C3588 "ACCOSON" SPHYGMOMANOMETER, mercurial, *Wall Model*, 300 mm., with walnut base and container, size: 18 in. by 6 $\frac{3}{8}$ in. by 3 $\frac{1}{2}$ in. complete each
- C3588A Ditto .. *Dekawal Model*, 300 mm. for the Desk or Wall, size 15 $\frac{3}{4}$ in. by 5 $\frac{1}{2}$ in. by 5 $\frac{1}{2}$ in., complete each

NOTE.—Spare Parts for "Accoson" Sphygmomanometers: page C674.

When ordering spare manometer tubes, please state catalogue number of instrument and serial number.


*Not illustrated



C3590



C3591



C3592

Cat. No.

C3590 "ACCOSON" SPHYGMOMANOMETER, mercurial, *Floor Stand Model*, 300 mm., metal stand and base, aluminium finish, height of apparatus: 39 in., complete each

The upright tube is shaped at back to form a handle for lifting. The front is hinged to form a dustproof container for the inflation system.

C3591 "ACCOSON" SPHYGMOMANOMETER, mercurial, *Anæsthetic Table Model*, 260 mm., with special attachment to fix in any direction to a table rail, complete each

NOTE.—When ordering spare manometer tubes, please state catalogue number of instrument and serial number.

C3592 "ACCOSON" SPHYGMOMANOMETER, aneroid, 300 mm. gauge on plastic body, complete in pouch case with zip fastener, size when closed: 8½ in. by 4¼ in. by 2 in. each


NOTE.—Spare Parts for "Accoson" Sphygmomanometers: page C674.



C3593

- Cat. No.
 C3593 "ACCOSON" ADJUSTABLE "HOOK TYPE" ARMBAND (without inflation ball and valve), latest pattern. Adult's size each
 C3593A Ditto .. Children's size each
 C3593B Ditto .. Heavy Duty Hospital Model. Adult's size each

This new armlet provides a rigid exterior but is as compact for packing in the case as a soft silk armlet. A firm even-covered surface is maintained and "tucking-in" obviated.
 NOTE.—Spare parts for "Accoson" Sphygmomanometers: page C674.



C3594

- C3594 "ACCOSON-MANOTEST" SPHYGMOMANOMETER, mercurial, *Portable Model*, 300 mm., cream coloured plastic case, in plastic pouch of leatherette appearance complete

- C3595 MOUNTING PLATE, metal, 6 in. by 6 in. for mounting the instrument in the consulting room or on a desk. A centre fixing pin allows the instrument to be turned in any direction each


This sphygmomanometer is only 7 in. high and is inclined backwards for easy reading. Two supporting feet are embodied in the base of the instrument which fold out to facilitate standing. The instrument is compensated for positional errors and accurate readings can still be taken when the base is not on a level surface.

We should be pleased to send, on request, a fully illustrated leaflet and details of repair and exchange service.

Models for wall mounting and for fitting to anæsthetic table are available on request.

*Not illustrated

CLINICAL DIAGNOSIS INSTRUMENTS



C3602A



C3603



C3604

Cat. No.

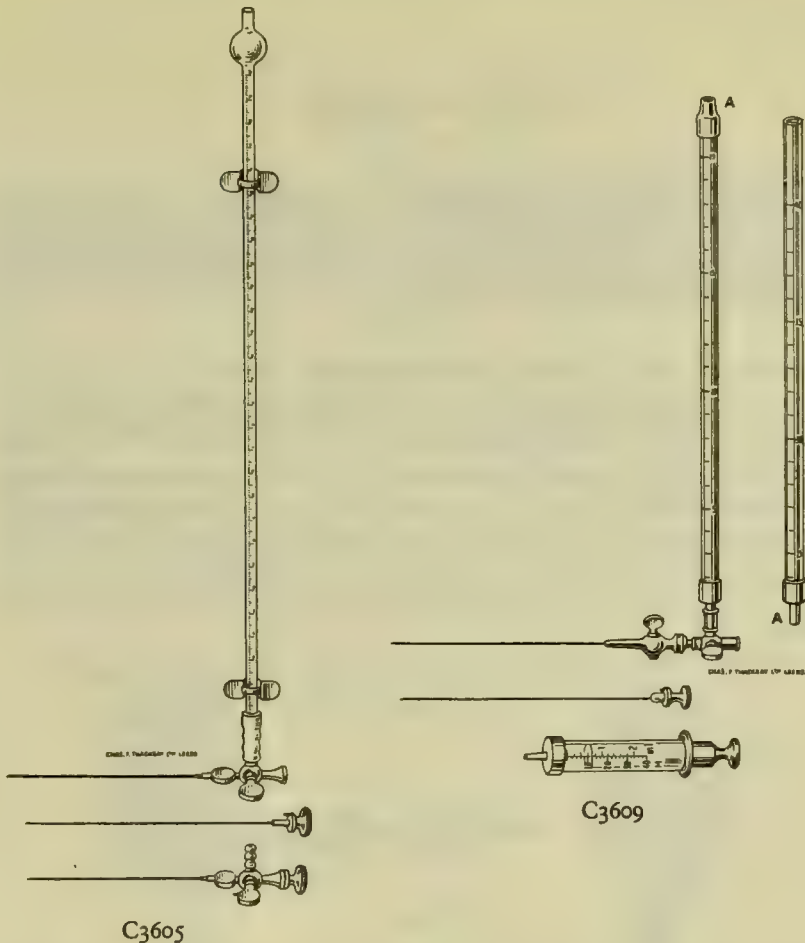
C3602A "ACCOSON" ANEROID WALL MODEL SPHYGMOMANOMETER, complete with arm-band inflating bellows and 6 ft. tubing with two pairs connecting adaptors each

C3603 "REALITY" SPHYGMOMANOMETER, aneroid, 300 mm. gauge with chromium plated body, complete in leather case, size when closed: 7½ in. by 4½ in. by 3½ in., each

Spare parts available on request.

C3604 "TYCOS" SPHYGMOMANOMETER, aneroid, 300 mm. gauge with metal body, black enamelled with chromium plated rim, complete in leather case, size when closed: 7½ in. by 4½ in. by 2½ in. each

Spare parts available on request.



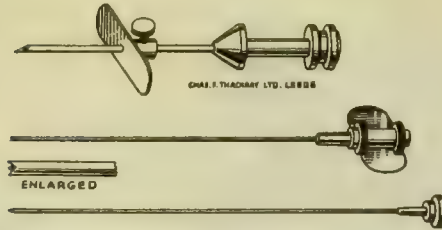
C3605

C3609

- at. No.
- C3605 GREENFIELD'S SPINAL MANOMETER, consisting of: graduated glass tube, two slide-markers, two stainless steel needles (one of each two sizes: 18 and 20 B.W.G. by $3\frac{1}{2}$ in. long) with chromium plated stopcocks, Record fitting, and small length of rubber tubing connecting tube to needle, in wooden case, complete
- C3606 Spare Graduated Glass Tubes each
- C3607 Spare Needles, stainless steel, two sizes: 18 and 20 B.W.G. each
- C3607A Ditto .. Luer fitting each
- C3608 STERILIZING TUBE, for Greenfield's Manometer, consisting of: chromium plated tube fitted with rack (to take manometer, needles and 2 ml. syringe), each
The screw-fitting cap has a perforated top which can be occluded by a shutter arrangement and the apparatus is kept ready for immediate use. For sterilization by autoclave ONLY.
- C3609 ADSON'S SPINAL MANOMETER, consisting of: two graduated glass tubes with chromium plated stopcock; 2 ml. Record fitting syringe and one stainless steel needle, 19 B.W.G. by $3\frac{1}{4}$ in. long, Record fitting, in leatherette covered case each
The glass tubes are fitted with mounts to joint one to the other.
- C3610 Spare Graduated Glass Tubes, in two parts complete
- C3611 Spare Syringe, 2 ml., glass, with metal nozzle, Record fitting each
- C3612 Spare Needles, stainless steel, 19 B.W.G. by $3\frac{1}{4}$ in. long each

**Not illustrated*

CLINICAL DIAGNOSIS INSTRUMENTS



C3613

Cat. No.
C3613

BERNSTOCK AND STERNDALE'S STERNAL NEEDLE, for combined biopsy and aspiration, consisting of: an outer guiding and aspirating needle (9 cm. long) with stilette and adjustable guard, inner trephine (11.15 cm. long) and stilette, stainless steel, with †Luer fitting mount each

The site is that as for routine sternal marrow aspiration. The outer needle with stilette is introduced through the skin to the periosteum, the stilette is removed and the needle is adjusted to lie at 75° with the sternum. The trephine is now inserted within the outer needle to the periosteum and with a circular boring motion, under moderate pressure, it is sunk up to the metal shoulder; a final twist will detach the biopsy. The trephine is removed and with the aid of the stilette the specimen is expressed into the fixative.

Vide "Journal of Clinical Pathology", August 1951, Vol. 4, No. 3, page 378.

†Record fitting on request.



C3614

C3614 **"KLIMA" PATTERN STERNAL NEEDLE**, stainless steel shaft: 15 B.W.G. with screw-adjusting depth guard, stilette and †Record fitting mount, in glass test tube each

The needle shaft is threaded at its base so that it can be screwed into the guard to the required depth to enable the sternum to be entered safely.

The Test Tube, constricted round its circumference near to the base to provide a "rest" to protect the needle point. Supplied with a cotton-wool plug so that the needle can be autoclaved and stored ready for immediate use.


†Luer fitting on request.




C3615

C3615 **SALAH'S STERNAL NEEDLE**, for biopsy or aspiration, stainless steel shaft: 15 B.W.G. by 1 1/8 in. long, with depth guard, stilette and †Record fitting mount, each

†Luer fitting on request.



- Cat. No. C3619
- C3619 THE LISTER-MORTON TYPE OPHTHALMOSCOPE, complete with battery and lamp; in leatherette covered, plush lined case complete
- C3620 Spare Batteries for above (two E.R. U2 or equivalent type) per pr.
- C3621 Spare Lamps for above each
- Fully described in an illustrated leaflet which we shall be pleased to send on request.*




C3622



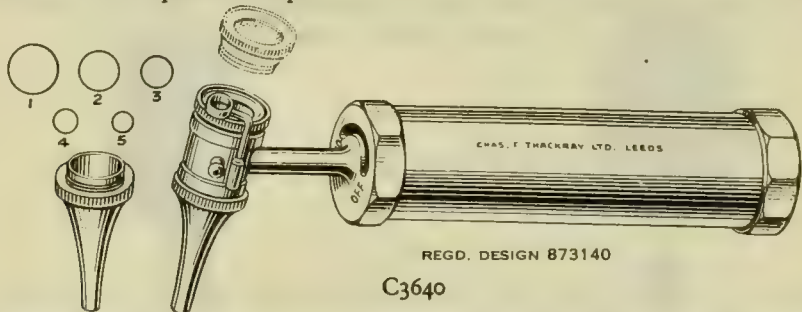
C3625

- C3622 "MAY" OPHTHALMOSCOPE HEAD, to fit small or large battery handle (figs. C3659-61) each
- C3623 Ditto .. with *Small* battery handle (fig. C3659), battery and spare lamp; in leatherette covered, plush lined case complete
- C3624 Ditto .. with *Large* battery handle (fig. C3661) complete
- C3625 UNIVERSAL OPHTHALMOSCOPE-RETINOSCOPE HEAD, to fit small or large battery handle (figs. C3659-61) each
- C3626 Ditto .. with *Small* battery handle (fig. C3659), battery and spare lamp; in leatherette covered, plush lined case complete
- C3627 Ditto .. with *Large* battery handle (fig. C3661) complete
- C3628 Spare Batteries for *Small* handles (two E.R. U10 or equivalent type) .. per pr.
- C3629 Ditto .. for *Large* handles (two E.R. U2 or equivalent type) .. per pr.
- C3630 Spare Lamps for fig. C3622 each
- C3631 Ditto .. for fig. C3625 each

CLINICAL DIAGNOSIS INSTRUMENTS




| | | |
|----------|---|-------|
| Cat. No. | C3632 | C3634 |
| C3632 | "MAY" OPHTHALMOSCOPE and AURISCOPE, with <i>Small</i> battery handle, three specula, battery and spare lamp; in leatherette covered, plush lined case, complete | |
| C3633 | Ditto .. with <i>Large</i> battery handle complete | |
| C3634 | AURISCOPE, with <i>Small</i> battery handle, three specula, battery and spare lamp; in leatherette covered, plush lined case complete | |
| C3635 | Ditto .. with <i>Large</i> battery handle complete | |
| C3636 | Spare Batteries for <i>Small</i> handles (two E.R. U10 or equivalent type) .. per pr. | |
| C3637 | Ditto .. for <i>Large</i> handles (two E.R. U2 or equivalent type) .. per pr. | |
| C3638 | Spare Lamps for Auriscopes each | |
| C3639 | Ditto .. for Ophthalmoscopes each | |



| | | |
|--------|--|--|
| †C3640 | FLEMING'S FIXED-HEAD AURISCOPE, with large, polished aluminium handle, battery, lamp, chromium plated head and range of five screw-fitting chromium plated specula, (<i>without case</i>) complete | |
| C3641 | Spare Batteries for above (two E.R. U2 or equivalent type) per pr. | |
| C3642 | Spare lamps for above each | |

This Auriscope is designed by Mr. F. Fleming, North Riding Infirmary, Middlesbrough, for use in a busy E.N.T. Out-Patients Dept. The fixed-head greatly reduces the risk of faulty light connection and the specula are attached by a quick-action screw thread. Special attention has been given to the angle.




| | | |
|-------|---|--|
| C3643 | AURISCOPE, with <i>Small</i> battery handle, one black Nylon speculum, battery and lamp, without case, chromium plated each | |
| C3644 | Spare Batteries for above (E.R. U12 or equivalent type) per pr. | |
| C3645 | Spare Lamps for above each | |

†Can be supplied in Wooden Case if required.



C3646

Cat. No.
C3646 **UNIVERSAL DIAGNOSTIC SET**, consisting of: **Universal Ophthalmoscope-Retinoscope**, **Auriscopes** with three Specula, **Nasoscope**, **Throat Lamp**, **one of each Laryngeal and Post Nasal Mirrors**, **Seymour Jones' Tongue Depressor**, **Rectal Speculum**, **Sims' Vaginal Speculum with Light Attachment and Cables**, *Large* battery handle, battery and spare lamp; in leatherette covered, plush lined case, complete
Spare Lamps and Batteries: see below.



C3647

C3647 **DIAGNOSTIC SET**, consisting of: **"May" Ophthalmoscope**, **Auriscopes** with three Specula, **Nasoscope**, **Throat Lamp**, **one of each Laryngeal and Post Nasal Mirrors**, **Holder for wooden Tongue Depressor**, *Large* battery handle, battery and spare lamp; in leatherette covered, plush lined case complete
C3648 Spare Lamps for Auriscopes, Throat Lamps and Sims' Speculum .. each
C3649 Ditto .. for Ophthalmoscopes in fig. C3646 each
C3650 Ditto .. for Ophthalmoscopes in fig. C3647 each
C3651 Spare Batteries for *Large* Handles (two E.R. U2 or equivalent type) .. per pr.

CLINICAL DIAGNOSIS INSTRUMENTS



C3652

Cat. No.

- | | | | |
|-------|--|---------|----------|
| C3652 | E.N.T. DIAGNOSTIC SET, consisting of: "May" Ophthalmoscope, Auriscope with three Specula, Nasascope, Tongue Depressor, Throat Lamp, and one each Laryngeal and Post Nasal Mirrors, <i>Small</i> battery handle, battery and spare lamp; in leatherette covered, plush lined case | | complete |
| C3653 | Ditto .. with <i>Large</i> battery handle | | complete |
- Spare Lamps and Batteries: see below.*



C3654

- | | | | |
|--------|---|---------|----------|
| C3654 | DIAGNOSTIC SET, consisting of: "May" Ophthalmoscope, Auriscope with three Specula, Nasascope, Tongue Depressor, Throat Lamp, one of each Laryngeal and Post Nasal Mirrors, Headlamp, "Rye" Handle and Cables, <i>Large</i> battery handle, battery and spare lamp; in leatherette covered, plush lined case | | complete |
| C3655 | Spare Batteries for <i>Small</i> handles (two E.R. U10 or equivalent type) | | per pr. |
| C3656 | Ditto .. for <i>Large</i> handles (two E.R. U2 or equivalent type) | | per pr. |
| C3657 | Spare Lamps for Auriscopes and Throat Lamps | | each |
| C3658 | Ditto .. for Ophthalmoscopes | | each |
| C3658A | Ditto .. for Head Lamps | | each |

CLINICAL DIAGNOSIS INSTRUMENTS

C
685



C3659

Cat. No.

- | | | |
|-------|--|---------|
| C3659 | SMALL BATTERY HANDLE, with rheostat on handle | each |
| C3660 | Batteries for above (two E.R. U10 or equivalent type).. .. | per pr. |




C3661

- | | | |
|-------|--|---------|
| C3661 | LARGE BATTERY HANDLE, with rheostat on handle | each |
| C3662 | Batteries for above (two E.R. U2 or equivalent type) | per pr. |




C3663



C3664

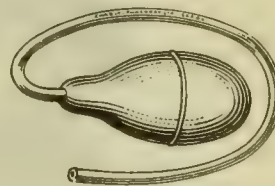
- | | | |
|--------|---|------|
| C3663 | THE "RYE" HANDLE, for Ophthalmoscopes, Auriscopes and throat lamps; with cables for battery box or transformer, black bakelite handle with metal mount fitted with rheostat | each |
| C3664 | NASASCOPE, with expanding screw and a collar to fit auriscope head, chromium plated | each |
| C3664A | SPECULA ENDS, AURISCOPE, metal, 3 sizes, for Diagnostic Sets C3632-5, C3646-7, C3652-4 | each |



C3665



C3666




C3667

- | | | |
|-------|---|------|
| C3665 | TONGUE DEPRESSOR to fit throat lamp (fig. C3670) | each |
| C3666 | SEYMOUR JONES' TONGUE DEPRESSOR, to fit throat lamp (fig. C3670), chromium plated | each |
| C3667 | INFLATION BELLOWS for Auriscopes, rubber | each |

CLINICAL DIAGNOSIS INSTRUMENTS



C3668



C3670

Cat. No.

| | |
|-------|--|
| C3668 | POST NASAL MIRROR, boilable, 19 mm. diameter, to fit Throat Lamp, each |
| C3669 | LARYNGEAL MIRROR, boilable, 25 mm. diameter, to fit Throat Lamp (C3670) each |
| C3670 | THROAT LAMP, chromium plated, to fit Battery Handles (figs. C3559-61) each |
| C3671 | Spare Lamps each |



C3672



C3673

C3672 CORNEAL MAGNIFIER, chromium plated, to fit Battery Handles (figs. C3559-61) each

C3673 LOCKHART-MUMMERY'S RECTAL SPECULUM, complete with *electric attachment, lamp, cables and plug to fit Battery Handles (figs. C3559-61), each

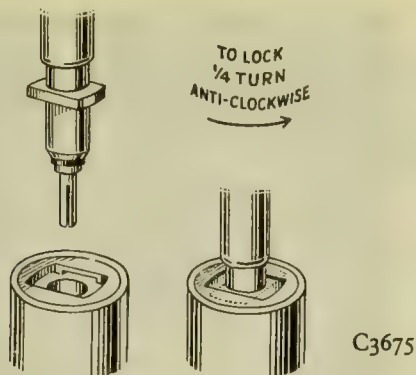
**Not illustrated*



C3674


C3674 SIM'S VAGINAL SPECULUM, chromium plated, with electric attachment, lamp and cables with plug to fit Battery Handles (figs. C3559-61) each

C3674A Spare Lamps each




Cat. No.

C3675 The "RIMLOCK" fitting ensures a flickerless light and a speedy interchange of attachments. A flanged bayonet catch on the attachment coincides with a similar slot in the battery handle. By pressing the bayonet catch into the slot in the handle and giving a quarter turn *anti-clockwise*, the union is firmly maintained by a spring-loaded device. To release, the bayonet catch is given a quarter turn *clockwise*.



C3676 SPECULA ENDS, Auriscope, *Nylon*, boilable, for "Rimlock" Diagnostic Sets, six sizes: 1 to 6 each



C3677 "RIMLOCK" DIAGNOSTIC SET, consisting of: "May" Ophthalmoscope, Auriscope, with three *Nylon* Specula (†Nos. 1, 2 and 3), *Nylon* Nasascope, Tongue Depressor, Throat lamp, Laryngeal Mirror, Transillumination Sheath, *Large* Battery Handle, battery and two spare lamps; in leatherette-covered, plush-lined case, complete

C3679 Ditto .. with *Small* Battery Handle, in leatherette case complete

C3681 Spare Lamps for "May" Ophthalmoscopes each


C3682 Spare Lamps for "Rimlock" Auriscopes and Throat Lamps each

C3683 Spare Batteries for *Small* Battery Handles (two E.R. U10 or equivalent type) per pr.

C3684 Ditto .. for *Large* Battery Handles (two E.R. U2 or equivalent type) per pr.

† or other Nos. to choice (fig. C3676).

CLINICAL DIAGNOSIS INSTRUMENTS




C3685

Cat. No.

- C3685 "RIMLOCK" DIAGNOSTIC SET, consisting of: "May" Ophthalmoscope, Auriscope with three *Nylon Specula* (†Nos. 1, 2 and 3), *Large Battery Handle*, battery and two spare lamps; in leatherette-covered, plush-lined case complete
- C3687 Ditto .. with *Small Battery Handle*, in leatherette covered case .. complete

† or other Nos. to choice (fig. C3676).



- C3689 "RIMLOCK" AURISCOPE, consisting of: Auriscope with three *Nylon Specula* (†Nos. 1, 2 and 3), *Large Battery Handle*, battery and spare lamp; in leatherette-covered, plush-lined case complete
- C3691 Ditto .. with *Small Battery Handle*, in leatherette-covered case .. complete
- C3693 Spare Lamps for "May" Ophthalmoscopes each
- C3694 Spare Lamps for "Rimlock" Auriscopes and Throat Lamps each
- C3695 Spare Batteries for *Small Battery Handles* (two E.R. U10 or equivalent type) per pr.
- C3696 Ditto .. for *Large Battery Handles* (two E.R. U2 or equivalent type) per pr.

† or other Nos. to choice (fig. C3676).



C3697A

- Cat. No.
 C3697A THE KEELER "NEW ERA" "SPECIALIST" WIDE-ANGLE OPHTHALMOSCOPE (Head and battery handle joined) complete with spare bulb in leatherette-covered case complete
 *C3697B Ditto .. (Head and battery handle separate) complete



C3698A

- C3698A THE KEELER "NEW ERA" "PRACTITIONER" OPHTHALMOSCOPE, complete with spare bulb in leatherette-covered case complete



C3699A.

- C3699A THE KEELER "NEW ERA" "POPULAR" OPHTHALMOSCOPE, complete with spare bulb in leatherette-covered case complete



C3700A

- C3700A THE KEELER "NEW ERA" "STANDARD" OPHTHALMOSCOPE, complete with spare bulb in leatherette-covered case complete
 C3701 Spare Lamps for above Keeler Ophthalmoscopes each
 C3704 Spare Batteries for Keeler Handles (two E.R. U2 or equivalent type) .. per pr.
The full range of Keeler Products are outlined in an illustrated leaflet which we shall be pleased to send on request.

**Not illustrated*

CLINICAL DIAGNOSIS INSTRUMENTS



C3705B

Cat. No.

C3705A THE KEELER "NEW ERA" "POPULAR" DIAGNOSTIC SET No. 1, consisting of: Ophthalmoscope, Auriscope with five *Nylon Specula*, Large Battery Handle, battery and two spare lamps, in leatherette-covered, plush-lined case complete

C3705B Ditto .. in moulded case complete



C3706A

C3706A THE KEELER "NEW ERA" "STANDARD" DIAGNOSTIC SET No. 1, consisting of: Ophthalmoscope, Auriscope with three *Nylon Specula*, Large Battery Handle, battery and two spare lamps, in leatherette-covered case .. complete

*C3706B Ditto .. Standard Diagnostic Set No. 2, in moulded case complete

C3707 Spare Lamps for above Keeler Auriscopes each

C3708 Ditto .. for above Keeler Ophthalmoscopes each

C3710 Spare Batteries for Keeler Handles (two E.R. U2 or equivalent type) .. per pr.

The full range of Keeler Products are outlined in an illustrated leaflet which we shall be pleased to send on request.

*Not illustrated



“NEW ERA” OPERATING AURISCOPE

FEATURES

Independent lateral adjustments for lamp and focusing lens to ensure a clear view of entire tympanic membrane and to assist surgical manipulation.

Wide-angle focusing lens.

Brilliant homogeneous illumination.

5 Keeler All-Nylon Specula, sizes 2.5 mm. to 8 mm. Unbreakable, boilable, comfortable for the patient.

Black Nylon minimises troublesome reflexions.


Ample space for insertion of surgical instruments.

Metal handle with polychromatic grey finish.

Supplied with Siegle attachment at extra cost, when required.

Cat. No. C3711A

- *C3711 THE KEELER “NEW ERA” OPERATING AURISCOPE, consisting of: Auriscope with five Nylon Specula, Large Battery Handle, battery and spare lamp; in leatherette-covered, plush-lined case complete
- C3711A Ditto .. fitted with Siegle attachment complete



C3712B

- *C3712A THE KEELER “NEW ERA” “POPULAR” DIAGNOSTIC SET No. 2, consisting of: Auriscope (fig. C3711), Ophthalmoscope (fig. C3699), Large Battery Handle, battery and two spare lamps, in leatherette-covered, plush-lined case .. complete
- C3712B Ditto .. in moulded case complete
- C3713 Spare Lamps for Keeler Operating Auriscopes each
- C3714 Ditto .. for Ophthalmoscopes C3712A-B each
- C3715 Spare Batteries for Keeler Handles (two E.R. U2 or equivalent type) .. per pr.

The full range of Keeler Products are outlined in an illustrated leaflet which we shall be pleased to send on request.

**Not illustrated*

CLINICAL DIAGNOSIS INSTRUMENTS



Cat. No.

- C3716 THE HALLPIKE-BLACKMORE MONOCULAR EAR MICROSCOPE, with five specula (2.5 mm. to 8 mm.), Siegle attachment and all accessories (except surgical instruments), in portable wooden case, 110-230 v. A.C. (see note in description regarding voltage) complete
- C3717 Spare Lamps for above (old mount must be returned) each
- C3718 SURGICAL INSTRUMENTS (extra), for use with Hallpike-Blackmore Ear Microscope, consisting of: Myringotome, two Ring Curettes (upward and downward) and three Wool Carriers per set

This new ear microscope has been developed to overcome certain disadvantages of existing instruments: in these the high magnification ($\times 10$ and $\times 20$) has generally been found to require special and inconvenient measures for the fixation of the subject's head. In addition, limitation of the field has made it impossible to obtain an overall view of the tympanic membrane.

These difficulties have been overcome in the Hallpike-Blackmore Ear Microscope, which facilitates accurate clinical diagnosis and operative work of high precision.


Special features from its specification are as follows:

- Homogeneous, double-intensity illumination from specially silvered, pre-centred 12-watt lamp.
- Unique optical system to permit vision along the illuminating axis, thereby ensuring shadowless deep penetration.
- High definition viewing system with optimum magnification ($\times 6$).
- 8 mm. field to include the whole tympanic membrane.
- Unique iris diaphragm control in eye-piece to control field of view and eliminate reflections from speculum wall.
- Depth of focus includes anterior and posterior limits of membrane.
- Ample space for convenient manipulation of surgical instruments.
- Robust, small (7 in. overall), light and well-balanced for effortless use with one hand.

The instrument is supplied complete in portable case (14 in. by 9 in. by 4 in.). The fittings include a removable case for operating instruments, a covered compartment for the specula and Siegle attachment, and a built-in universal transformer for 110-230 volts A.C. supply (*when used on 250 volt current the selector should be at 230 volts and rheostat control should avoid "full-on" position*). The output selector panel has a 12 volt tapping for the Ear Microscope, but for added convenience 3 and 6 volt tappings are also provided for use with any instruments taking not more than 1 amp. Other useful features are the rheostat for control of brightness and the semi-circular sliding cord grip to eliminate the problem of knotted flex in the theatre or clinic.

The instrument greatly helps in the early recognition of small fluid collection, vascular tumours, etc., lying behind an imperforate tympanic membrane. With this ear microscope valuable information is also obtained from probe palpation of the tympanic membrane, granulations and other tympanic abnormalities.


Fully described in an illustrated leaflet which we shall be pleased to send on request.



Cat. No.

C3719

C3719 "COLDITE" DIAGNOSTIC SET, consisting of: "May" Ophthalmoscope, Auriscope with three Nylon Specula, Nasal Speculum, Nasal Light Probe, Tongue Depressor, Medium Battery Handle with adaptor, battery and spare lamp for adaptor; in leatherette-covered case complete



C3720

C3720 "COLDLITE" DIAGNOSTIC SET, consisting of: "May" Ophthalmoscope, Auriscope with three Nylon Specula, Transilluminator, Tongue Depressor, Laryngeal Probe with mirror, Medium Battery Handle with adaptor, battery and spare lamp for adaptor; in leatherette-covered case complete

C3721 Ditto .. with Large Battery Handle complete

C3722 Spare Lamps for "Coldlite" Adaptors each

C3723 Ditto .. for "Coldlite" Ophthalmoscopes each

C3724 Batteries for Medium Handles (two E.R. U10 or equivalent type) .. per pr.

C3725 Batteries for Large Handles (two E.R. U2 or equivalent type) .. per pr.

The full range of "Coldlite" Products are outlined in an illustrated leaflet which we shall be pleased to send on request.

CLINICAL DIAGNOSIS INSTRUMENTS



C3726

C3727

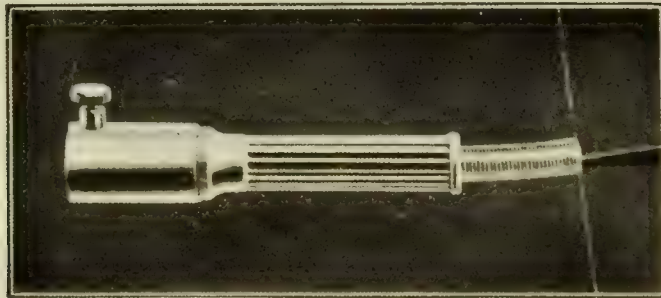
C3728

- | | | | | |
|----------|--|----|----|------|
| Cat. No. | | | | |
| C3726 | "COLDLITE" TRANSILLUMINATOR, metal sleeved | .. | .. | each |
| C3727 | "COLDLITE" LARYNGEAL LIGHT PROBE, with mirror, silver sleeved, | .. | .. | each |
| C3728 | "COLDLITE" NASAL LIGHT PROBE, silver sleeved | .. | .. | each |



C3729

- | | | | | | |
|-------|---|----|----|----|------|
| C3729 | "COLDLITE" DEEP THROAT DEPRESSOR | .. | .. | .. | each |
| C3730 | "COLDLITE" TONGUE DEPRESSOR, adults' size | .. | .. | .. | each |
| C3731 | Ditto, children's size | .. | .. | .. | each |



C3732

- | | | | | | |
|-------|--|----|----|----|------|
| C3732 | LIGHT ATTACHMENT, for use with above, from a transformer or battery box; with 4 in. handle, cables, adaptor and lamp | .. | .. | .. | each |
| C3733 | Spare Lamps for above attachment | .. | .. | .. | each |

Battery Boxes and Transformers: pages G154 and U233.

The full range of "Coldlite" Products are outlined in an illustrated leaflet which we shall be pleased to send on request.



C3734




C3736

- | | | | | | | |
|----------|--|----|----|----|----|------|
| Cat. No. | | | | | | |
| C3734 | ADAPTOR, with Lamp, to fit "Coldlite" Medium and Large Battery Handles (below), chromium plated | .. | .. | .. | .. | each |
| C3735 | Spare Lamps for above | .. | .. | .. | .. | each |
| C3736 | ADAPTOR, to fit on to fig. C3734, for use with small "Coldlite" instruments: Tongue Depressors, etc. (figs. C3726-31), chromium plated | .. | .. | .. | .. | each |




C3737

- | | | | | | | |
|-------|--|----|----|----|----|---------|
| C3737 | "COLDLITE" SMALL BATTERY HANDLE, with lamp and collar for small "Coldlite" instruments: Tongue Depressors, etc. (figs. C3726-31), chromium plated, | | | | | each |
| C3738 | Spare Lamps for above | .. | .. | .. | .. | each |
| C3739 | Batteries for above handle (two E.R. U12 or equivalent type) | .. | .. | .. | .. | per pr. |



C3740

- | | | | | | | |
|-------|---|----|----|----|----|---------|
| C3740 | "COLDLITE" MEDIUM BATTERY HANDLE, chromium plated | | | | | each |
| C3741 | Batteries for above (two E.R. U11 or equivalent type) | .. | .. | .. | .. | per pr. |



C3742


- | | | | | | | |
|-------|--|----|----|----|----|---------|
| C3742 | "COLDLITE" LARGE BATTERY HANDLE, chromium plated | .. | .. | .. | .. | each |
| C3743 | Batteries for above (two E.R. U2 or equivalent type) | .. | .. | .. | .. | per pr. |

The full range of "Coldlite" Products are outlined in an illustrated leaflet which we shall be pleased to send on request.

CLINICAL DIAGNOSIS INSTRUMENTS



C3744



C3746

- Cat. No.
- | | | | | | | | | |
|-------|--|----|----|----|----|----|----|------|
| C3744 | HEADLAMP, with single focusing lens, adjustable fibre headband and rubber-covered cables, complete with lamp | .. | .. | .. | .. | .. | .. | each |
| C3745 | Spare Lamps | .. | .. | .. | .. | .. | .. | each |
| C3746 | HEADLAMP, with optical system of lenses, and diaphragm, adjustable rubber headband and rubber-covered cables, complete with lamp | .. | .. | .. | .. | .. | .. | each |
| C3747 | Spare Lamps | .. | .. | .. | .. | .. | .. | each |
- This headlamp has a special-optical system which gives a shadowless field of light with highest illumination in the centre. The size of the field can be reduced to a pin-point by means of a rotating disc with various apertures.*

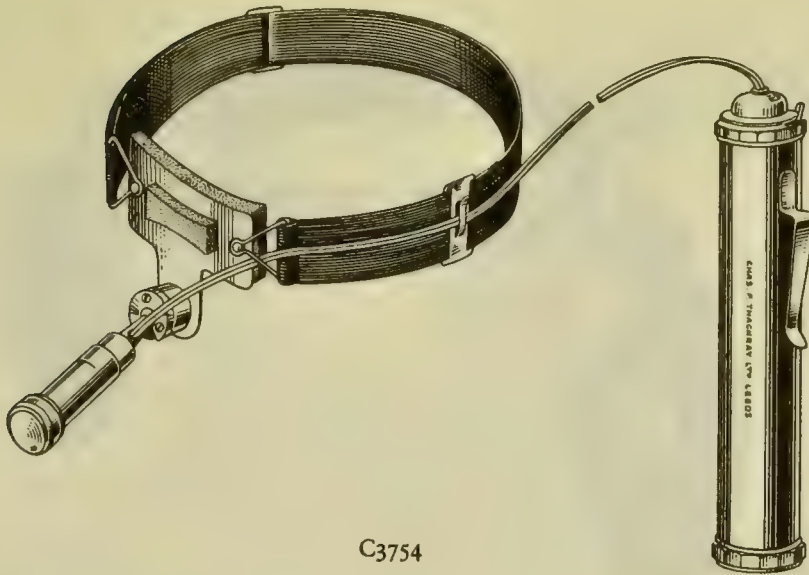


C3748



C3751

- | | | | | | | | | |
|-------|--|----|----|----|----|----|----|------|
| C3748 | HEADLAMP, with optical system of lenses, lightweight metal headband fitted with replaceable sponge rubber pads and rubber-covered cables, complete with lamp | .. | .. | .. | .. | .. | .. | each |
| C3749 | Spare Lamps | .. | .. | .. | .. | .. | .. | each |
| C3750 | Spare Sponge Rubber Pads for above | .. | .. | .. | .. | .. | .. | each |
| C3751 | HEADLAMP, with single adjustable lens, adjustable narrow fibre headband and rubber-covered cables, complete with lamp | .. | .. | .. | .. | .. | .. | each |
| C3752 | Ditto .. but with polythene headband | .. | .. | .. | .. | .. | .. | each |
| C3753 | Spare Lamps for above | .. | .. | .. | .. | .. | .. | each |



C3754

Cat. No.

- | | | |
|-------|--|------|
| C3754 | HEADLAMP, with chromium plated battery handle fitted with rheostat and pocket clip, optical lens, adjustable webbing headband, lightweight metal forehead support with replaceable sponge rubber pad and rubber-covered cable (fits down back and under armpit to breast pocket), complete with lamp | each |
| C3755 | Spare Lamps for above | each |
| C3756 | Spare Batteries for above (three E.R. U2 or equivalent type) | set |
| C3757 | Spare Sponge Rubber Pads for above | each |



C3758

- | | | |
|-------|--|------|
| C3758 | HEADLAMP, with adjustable focusing lens, adjustable webbing headband, lightweight metal forehead support with replaceable sponge rubber pad and rubber-covered cable with single pin terminal for diagnostic set battery handles (figs. C3659 and C3661), complete with lamp | each |
| C3759 | Spare Lamps for above | each |
| C3760 | Spare Sponge Rubber Pads for above | each |


CLINICAL DIAGNOSIS INSTRUMENTS




C3761

Cat. No.

- | | | |
|-------|---|------|
| C3761 | HEADMIRROR, 3½ in. diameter, with round hole and adjustable fibre headband, | each |
| C3762 | Ditto .. with polythene headband | each |



C3763



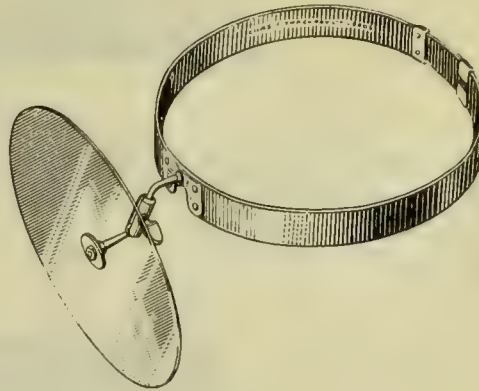
C3764

- | | | |
|-------|---|------|
| C3763 | CLAR'S HEADMIRROR, half-circle, with lightweight metal headband fitted with replaceable sponge rubber pads and rubber-covered cables (with twin terminals for battery box or transformer), complete with lamp | each |
| C3764 | Ditto .. with full mirror | each |
| C3765 | Spare Lamps for figs. C3763-4 | each |
| C3766 | Spare Sponge Rubber Pads for figs. C3763-4 | each |

Battery Boxes and Transformers: pages G154 and U233.




C3767



C3769

Cat. No.

- | | | |
|-------|---|----------|
| C3767 | HEADMIRROR, 3½ in. diameter, with round hole, bakelite back, lightweight metal forehead support fitted with replaceable sponge rubber pads, and adjustable webbing headband | each |
| C3768 | Spare Sponge Rubber Pads for above | each |
| C3769 | NEGUS' FACE SHIELD, consisting of: plastic disc attached by ball and socket joint to adjustable fibre headband | complete |
| C3770 | Spare Plastic Discs for above | each |



C3771

- | | | |
|-------|--|---------|
| C3771 | KEELER PEN TORCH, clip contact, with focusing attachment, battery and lens-top lamp, chromium plated | each |
| C3772 | Ditto .. <i>without</i> focusing attachment | each |
| C3773 | Spare Batteries for above (two E.R. U12 or equivalent type) | per pr. |
| C3774 | Spare Lamps for above | each |



C3775A

- | | | |
|-------|---|---------|
| C3775 | PEN TORCH, all metal, with clip contact, battery and lamp | each |
| C3776 | Spare Batteries for above (two E.R. U12 or equivalent type) | per pr. |
| C3777 | Spare Lamps for above | each |

CLINICAL DIAGNOSIS INSTRUMENTS



C3778

- | | | | | | | |
|----------|--|----|----|----|----|---------|
| Cat. No. | | | | | | |
| C3778 | PEN TORCH, with clip contact battery and lamp, nickel plated | .. | .. | .. | .. | each |
| C3779 | Spare Batteries for above (two E.R. U12 or equivalent type) | .. | .. | .. | .. | per pr. |
| C3780 | Spare Lamps for above | .. | .. | .. | .. | each |



C3781

- | | | | | | | |
|-------|---|----|----|----|----|---------|
| C3781 | HAND TORCH, small, with thumb switch, battery and lamp, aluminium, each | | | | | |
| C3782 | Spare Batteries for above (two E.R. U8 or equivalent type) | .. | .. | .. | .. | per pr. |
| C3783 | Spare Lamps for above | .. | .. | .. | .. | each |



C3784

- | | | | | | | |
|-------|--|----|----|----|----|---------|
| C3784 | HAND TORCH, medium, with thumb switch, battery and lamp, aluminium, each | | | | | |
| C3785 | Spare Batteries for above (two E.R. U11 or equivalent type) | .. | .. | .. | .. | per pr. |
| C3786 | Spare Lamps for above | .. | .. | .. | .. | each |



C3787

- | | | | | | | |
|-------|---|----|----|----|----|---------|
| C3787 | HAND TORCH, large, with thumb switch, battery and lamp, aluminium, each | | | | | |
| C3788 | Spare Batteries for above (two E.R. U2 or equivalent type) | .. | .. | .. | .. | per pr. |
| C3789 | Spare Lamps for above | .. | .. | .. | .. | each |



C3790



C3794

Cat. No.

| | | |
|-------|---|------|
| C3790 | "ANGLEPOISE" EXAMINATION LAMP, Table Model, all black enamelled, without bulb | each |
| C3791 | Ditto .. all cream enamelled | each |
| C3792 | Ditto .. cream and gold mottled finish | each |
| C3793 | "ANGLEPOISE" EXAMINATION LAMP, Desk Model, all black enamelled, without bulb | each |
| C3794 | Ditto .. all cream enamelled | each |

THE "ANGLEPOISE" EXAMINATION LAMP: *one touch instantly adjusts the lamp to any desired position. Perfectly balanced by means of springs, the "Anglepoise" Lamp stays adjusted where desired. A special reflector provides concentrated light; each lamp is supplied with a push-bar switch and 12 ft. flex with lamp socket plug.*

CLINICAL DIAGNOSIS INSTRUMENTS



C3795



C3797


| | | | | | | | | |
|----------|--|----|----|----|----|----|----|------|
| Cat. No. | | | | | | | | |
| C3795 | "ANGLEPOISE" EXAMINATION LAMP, Wall Model, all black enamelled, without bulb | .. | .. | .. | .. | .. | .. | each |
| C3796 | Ditto .. all cream enamelled | .. | .. | .. | .. | .. | .. | each |
| C3797 | "ANGLEPOISE" EXAMINATION LAMP, Floor Model with anti-static castors, all black enamelled, without bulb | .. | .. | .. | .. | .. | .. | each |
| C3798 | Ditto .. all cream enamelled | .. | .. | .. | .. | .. | .. | each |
| C3798A | Ditto .. hammer grey enamelled | .. | .. | .. | .. | .. | .. | each |
| C3799 | LENS ADAPTOR, to fit Floor Model "Anglepoise" Lamps (figs. C3797-8) provides a concentrated light, complete with special springs (to provide correct balance) without bulb | .. | .. | .. | .. | .. | .. | each |
| C3800 | Ditto .. complete with shade | .. | .. | .. | .. | .. | .. | each |

THE "ANGLEPOISE" EXAMINATION LAMP: *one touch instantly adjusts the lamp to any desired position. Perfectly balanced by means of springs, the "Anglepoise" Lamp stays adjusted where desired. A special reflector provides concentrated light; each lamp is supplied with a push-bar switch and 12 ft. flex with lamp socket plug.*



C3801

| | | | | | | | | |
|-------|---|----|----|----|----|----|----|------|
| C3801 | EXAMINATION LAMP, Hand, nickel plated shade, wooden handle fitted with hook for hanging, 3-core cable, without bulb | .. | .. | .. | .. | .. | .. | each |
|-------|---|----|----|----|----|----|----|------|



C3802



C3803

Cat. No.

- | | | | | | | |
|---------|--|----|----|----|----|------|
| C3802 | EXAMINATION LAMP, E.N.T., Floor Model, chromium plated, cream enamelled, heavy base, <i>without bulb</i> | .. | .. | .. | .. | each |
| *C3802A | Ditto .. on four ball-bearing anti-static, rubber-tyred castors | .. | .. | .. | .. | each |
| C3803 | EXAMINATION LAMP, SWAN-NECK, Floor Model, flexible, chromium plated, cream enamelled base and upright, <i>without bulb</i> | .. | .. | .. | .. | each |
| *C3804 | Ditto .. with detachable Iris Diaphragm | .. | .. | .. | .. | each |

**Not illustrated*

CLINICAL DIAGNOSIS INSTRUMENTS



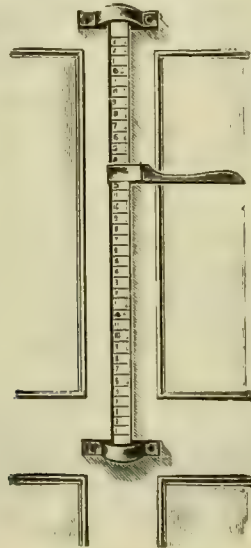
C3805



C3807

Cat. No.

- | | | | | | |
|--------|--|----|----|----|------|
| C3805 | EXAMINATION LAMP, SWAN-NECK, Wall Model, flexible, chromium plated, black enamelled bracket, <i>without bulb</i> | .. | .. | .. | each |
| *C3806 | Ditto .. with detachable Iris Diaphragm | .. | .. | .. | each |
| C3807 | EXAMINATION LAMP, E.N.T., Table Model with focusing lens, chromium plated, cream enamelled heavy base, <i>without bulb</i> | .. | .. | .. | each |



C3808

C3808 MEASURING STANDARD, to screw on door or wall, folding flat when not in use. Metal covered hard wood to measure 3 ft. to 6 ft. 3 in. complete with brackets and screws (3 ft. 3 in. to 6 ft. 3 in., for EXPORT, to permit postal despatch). each

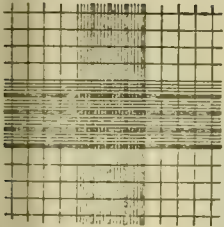
**Not illustrated*




Cat. No.

- C3809 HÆMACYTOMETER, consisting of: B.S.S. Single Cell counting chamber with Type Neubauer, Bürker, Improved Neubauer or Fuchs-Rosenthal ruling, two plano Cover Glasses and pipettes for red and white corpuscles, in leatherette-covered case complete
- C3810 HÆMACYTOMETER, but with B.S.S. Double Cell counting chamber, in leatherette-covered case complete


RULINGS




Neubauer (B.S.S. Type)




Fuchs-Rosenthal



Bürker (B.S.S. Type)



Thoma



Türk

*B.S.S. = British Standard Specification
For Spare Parts see overleaf*

CLINICAL DIAGNOSIS INSTRUMENTS

HÆMACYTOMETER/SPARE PARTS

| | | | | | |
|----------|---|----|----|----|---------|
| Cat. No. | | | | | |
| C3811 | Counting chamber only, Single Cell, B.S.S. | .. | .. | .. | each |
| C3812 | Counting chamber only, Double Cell, B.S.S. | .. | .. | .. | each |
| C3813 | Red Cell Pipette giving dilution 1-100 B.S.S. | .. | .. | .. | each |
| C3814 | White Cell Pipette giving dilution 1-10 B.S.S. | .. | .. | .. | each |
| C3815 | Plano Cover Glasses, B.S.S. for single cell counting chamber, 16 x 22 mm. | | | | per pr. |
| C3816 | Ditto .. for double cell counting chamber, 22 x 23 mm. | .. | .. | .. | per pr. |
| C3821 | Counting chamber only, Circular (closed) Cell 0.02 mm. depth (Helber) | | | | each |
| C3822 | Counting chamber only, Manner's, Eosinophil | .. | .. | .. | each |
| C3823 | Red Cell Pipette giving dilution 1-100 | .. | .. | .. | each |
| C3824 | White Cell Pipette giving dilution 1-10 | .. | .. | .. | each |




C3837

| | | | | | |
|----------|--|--------------|----|----|----------|
| Cat. No. | | | | | |
| C3829 | HALDANE HÆMOGLOBINOMETER, B.S.S., consisting of: Blood Standard, Graduated Tube in Comparator, 20 cmm. Pipette and Lancets, Drop Bottle, etc., in leatherette-covered case | .. | .. | .. | complete |
| | | SPARE PARTS: | | | |
| C3830 | Blood Standard B.S.S. | .. | .. | .. | each |
| C3831 | Graduated Tube B.S.S. | .. | .. | .. | each |
| C3832 | 20 cmm. Pipette B.S.S. | .. | .. | .. | each |
| C3837 | SAHLI'S HÆMOGLOBINOMETER with Standard in Comparator, Graduated Tube, 20 cmm. Pipette, Lancets, Acid Bottle, etc., in case | .. | .. | .. | complete |
| | | SPARE PARTS: | | | |
| C3838 | Comparator with Sahli's Standard and Graduated Tube | .. | .. | .. | each |
| C3839 | Graduated Tube | .. | .. | .. | each |

B.S.S. = *British Standard Specification.*

CLINICAL DIAGNOSIS INSTRUMENTS

*C3847A TALLQVIST'S HÆMOGLOBIN SCALE, in book form each



PAGES C708
AND C709
WITHDRAWN
FROM THIS
EDITION

C3852

| | | | | | | |
|----------|--|----|----|----|----|---------|
| Cat. No. | | | | | | |
| C3851 | PATIENTS' RECORD CABINET, one drawer size, to hold 400 cards, polished light or dark oak veneer, with nickel plated fittings | .. | .. | .. | .. | each |
| C3852 | Ditto .. two drawer size, to hold 800 cards | .. | .. | .. | .. | each |
| C3853 | Ditto .. four drawer size, to hold 1,600 cards | .. | .. | .. | .. | each |
| C3854 | Ditto .. eight drawer size, to hold 3,200 cards | .. | .. | .. | .. | each |
| C3855 | Index Cards, A to Z | .. | .. | .. | .. | per set |




707-6699 DOCUMENT CASE with top frame, 17 in. × 12 in., chestnut coloured hide, reinforced with extra leather panels outside, two divisions with flap inside and washable lining.

**Not illustrated*

PAGES C708
AND C709
WITHDRAWN
FROM THIS
EDITION



C3856



C3863

Cat. No.

- C3856 WESTERGREN'S SEDIMENTOMETER, consisting of: six Westergren Tubes graduated 0-200, wooden Stand for six tubes and *Special Syringe .. each
- *C3857 WESTERGREN'S SEDIMENTOMETER, consisting of three Westergren Tubes, wooden Stand for three tubes and *Special Syringe, 2 c.c. .. each

SPARE PARTS:


- C3858 Westergren Tubes each
- C3859 Wooden Stand for six tubes each
- C3860 Ditto .. for three tubes each
- *C3861 Metal Westergren's Stand for six tubes, with cream enamelled back plate .. each
- C3862 Special Syringe, holding 2.0 c.c. Record or Luer fitting each

- C3863 MICRO-SEDIMENTOMETER, consisting of three Micro-Sedimentometer Tubes, wooden Stand for three tubes and Screw-cap Bottle each

SPARE PARTS:

- C3864 Micro-Sedimentometer Tubes each
- C3865 Wooden Stand for three tubes each
- C3866 Screw-cap Bottle each

*Not illustrated



C 3870

Cat. No.

C3870 "M.R.C." GREY-WEDGE PHOTOMETER, with neutral testing standard and all accessories (listed below) in carrying case (*bulb included*) .. complete

ACCESSORIES:

| | | | | | |
|--|----|----|----|----|------|
| 1 cm. fused glass cell (two supplied) | .. | .. | .. | .. | each |
| 0.02 ml. one-mark blood pipette and mouthpiece | .. | .. | .. | .. | each |
| 4 ml. one-mark test-tube | .. | .. | .. | .. | each |
| Ungraduated test-tube | .. | .. | .. | .. | each |
| Hagedorn needle | .. | .. | .. | .. | each |
| Bottle of acetone | .. | .. | .. | .. | each |
| Bottle of 0.04% ammonia | .. | .. | .. | .. | each |
| Eyepiece filter No. 1 | .. | .. | .. | .. | each |
| Eyepiece filter No. 2 | .. | .. | .. | .. | each |
| Eyepiece filter No. 3 | .. | .. | .. | .. | each |
| Neutral testing standard | .. | .. | .. | .. | each |
| Bulb, 110v. or 230v. A.C. (please state) | .. | .. | .. | .. | each |

The Medical Research Council Photometer has been manufactured for the measurement of the optical density of coloured liquids. It is in use at M.R.C. research centres primarily in connection with hæmoglobin surveys. It is also useful for determinations of other constituents of blood, urine and C.S.F. The provision of the neutral testing accessory enables periodic check on observer and instrumental error and provides an accuracy which enables the Photometer to be used on large-scale research investigations involving use of many instruments over large territorial areas.

Special Features:

- Oxyhæmoglobin used at fixed dilution of 0.5% minimizes errors of progressive dilution methods.
- 2% sensitivity of setting ensured by well-designed optical field of view and matching by rotation of an annular wedge.
- Blood strength read off directly in % Haldane on an annular scale. Inter-conversion tables give grams Hb. and optical density.
- Neutral-glass testing standard provides constancy check and minimizes errors.
- Absolute calibration is made in terms of M.R.C. and N.P.L. research data.
- The Photometer is also suitable for blood ureas and other biochemical determinations.
- Detachable mains-lighting unit enables the instrument to be used in daylight.
- Supplied with accessories and reagents in a compact carrying case.

Each Photometer is rigorously tested at laboratories for conformity with standards supplied by the National Physical Laboratory, and is complete with glassware, reagents, neutral standard and three filters in case fitted with a rack to take 12 test-tubes and a recess for 6 glass cells. The increasing use of the M.R.C. Photometer with its standardised accuracy makes the instrument one of value to every pathologist and pathological unit.

When ordering, please state Voltage.

Fully described in an illustrated leaflet which we shall be pleased to send on request.


CLINICAL DIAGNOSIS INSTRUMENTS

HAND-DRIVEN CENTRIFUGES

These machines are of highest quality British manufacture, and are of robust design, being especially suited for the usual routine blood and urine tests; all heads are instantly interchangeable with the Hæmatocrite frame, which is intended for use, of course, with the 2-speed type only.

It should be noted that the Protecting Bowl and Cover, which is available as an optional extra, gives an increase of maximum speed available of approximately 40—50%, owing to the greatly reduced windage.

These protecting Bowls and Covers may be ordered either with the machine or subsequently, as no tools are required to fit them; a single knurled head screw secures the bowl rigidly to the machine.



C3871

SPECIFICATION.

GENERAL DESIGN: Incorporates a substantial main casting, carrying a clamping thumbscrew for fixing to table or bench, thus avoiding the necessity for loose clamping devices.

GEARS: A gunmetal wormwheel meshes with steel worm spindle, provided with a ball thrust. Gunmetal spur and pinion wheels provide the multiplying gear in the 2-speed model, and the upwards thrust on the worm spindle when using the multiple gear is taken by a "Skefco" thrust race.

HEAD: The heads for 2 and 4 tubes are machined from light alloy castings, carrying turned brass swivel rings, and are instantly removable from the spindle, being positively driven by slot and pin.

BUCKETS: These are manufactured from material of adequate gauge, and are finished with a high polish.

CRANK HANDLE: Is instantly detachable, the drive being self-releasing.

GEAR RATIOS: Single speed 16 to 1.
Double speed 37 to 1.

FINISH: Best crystalline enamel, nickel-plated fittings.

Cat. No.

| | | | | | | 2 Tube | 4 Tube |
|---------|---|----|----|----|----|----------|--------|
| C3871 | HAND-DRIVEN CENTRIFUGE, double speed | .. | .. | .. | .. | each | |
| *C3873 | Ditto .. single speed .. | .. | .. | .. | .. | each | |
| *C3875 | PROTECTING BOWL and COVER, for above | .. | .. | .. | .. | each | |
| *C3876 | CENTRIFUGE TUBES, glass, plain, 15 c.c. | .. | .. | .. | .. | per doz. | |
| *C3877 | Ditto .. 15 c.c. graduated | .. | .. | .. | .. | per doz. | |
| *C3877A | Ditto .. 25 c.c. | .. | .. | .. | .. | per doz. | |
| *C3877B | Ditto .. 50 c.c. | .. | .. | .. | .. | per doz. | |
| *C3877C | Ditto .. 100 c.c. | .. | .. | .. | .. | per doz. | |

Other sizes to order.

*Not illustrated



C3878

This machine is of highest quality manufacture, and is intended primarily to cover all normal requirements for routine blood and urine tests, etc., where the volume of work does not require more than 4 tubes to be carried at one time; at the same time the machine is of robust design and construction, and is capable of *running at maximum speed for long periods*, when dealing with difficult suspensions.

GENERAL DESIGN

Incorporates a high quality vertical motor, built within a massive cast iron base-housing, and surrounded by a heavy-gauge steel protecting bowl and cover, provided with lifting handles and spring fixing clips.

MOTOR 1/20 H.P.

The motor is of the highest quality, fitted throughout with *ball radial and thrust races*, and is specially designed to be capable of running for long periods at maximum speed without exceeding the permissible temperature rise.

An *important feature* in the design of the motor is that it is provided with *dual windings*, with separate terminal connections for either A.C. or D.C., thereby ensuring similar performance on either kind of supply; the majority of similar machines, fitted with the usual single winding universal motor, will be found to give a *maximum speed on load between 30% to 50% lower on A.C. than on D.C.*

This point should be carefully noted when comparing specifications of similar machines. A polished aluminium *Anti-splash Guard* is fitted to protect the motor and bearings.

[continued overleaf

CLINICAL DIAGNOSIS INSTRUMENTS

CENTRIFUGE MODEL "X" ELECTRIC (continued)

HEAD

Is machined from a light alloy casting, carefully balanced and carries 2 or 4 metal buckets suitable for 15 c.c. plain or graduated tubes.

SPEED

Maximum speed available is 3,500 r.p.m., and can be regulated down to 1,500 r.p.m. by means of the regulating rheostat, if required; we recommend the use of the rheostat in any case to ensure a gentle start from rest.

REGULATING RHEOSTAT

Is combined with *starting switch*, and is of the highest quality *enclosed sliding type*.

FINISH

Grey cellulose enamel, all fittings nickel plated.

ANTI-VIBRATION RUBBER CUSHIONS

Of the "sucker" type are fitted to the base-housing of the machine, enabling it to run smoothly on any bench, table, or reasonable level surface.

EQUIPMENT


Every machine is furnished with detachable head, set of polished nickel plated metal buckets of strong gauge and length of flexible cable terminating in a *special combined fitting* enabling the machine to be instantly connected to either a lamp-holder or 2-pin lighting socket.

Cat No.


| | | |
|---------|---|----------|
| †C3878A | ELECTRIC CENTRIFUGE, MODEL "X", with head for 4 × 15 c.c. tubes, complete with regulating Rheostat | each |
| †C3879A | ELECTRIC CENTRIFUGE, MODEL "2X", motor $\frac{1}{8}$ H.P., with head for 8 × 15 c.c. tubes, complete with regulating Rheostat | each |
| †C3880 | Ditto .. with head for 8 × 25 c.c. tubes (round bottomed tubes) .. | each |
| †C3881 | Ditto .. with combination head for 4 × 15 c.c. and 4 × 25 c.c. tubes .. | each |
| C3882 | REGULATING RHEOSTAT with starting switch | each |
| C3883 | SPEED INDICATOR | each |
| C3884 | HÆMATOCRITE FRAME (including blood tubes) | each |
| *C3885 | CENTRIFUGE TUBES, glass, plain, 15 c.c. | per doz. |
| *C3885A | Ditto .. 15 c.c. graduated | per doz. |

*Other sizes see page C712.

†When ordering, please state Voltage and whether A.C. or D.C.




C3886




C3887

- Cat. No.
 C3886 URINE TEST OUTFIT, mahogany stand with three stoppered bottles, spirit burner, trial jar, urinometer and six test tubes complete
 C3887 URINE TEST OUTFIT, mahogany stand with drawer, four stoppered bottles, spirit burner, trial jar, urinometer, six test tubes, pipette, stirring rod, litmus and turmeric papers complete



C3888

- C3888 URINE TEST, OUTFIT, mahogany stand with glass slab, six stoppered bottles, spirit burner, trial jar, urinometer and twelve test tubes .. complete

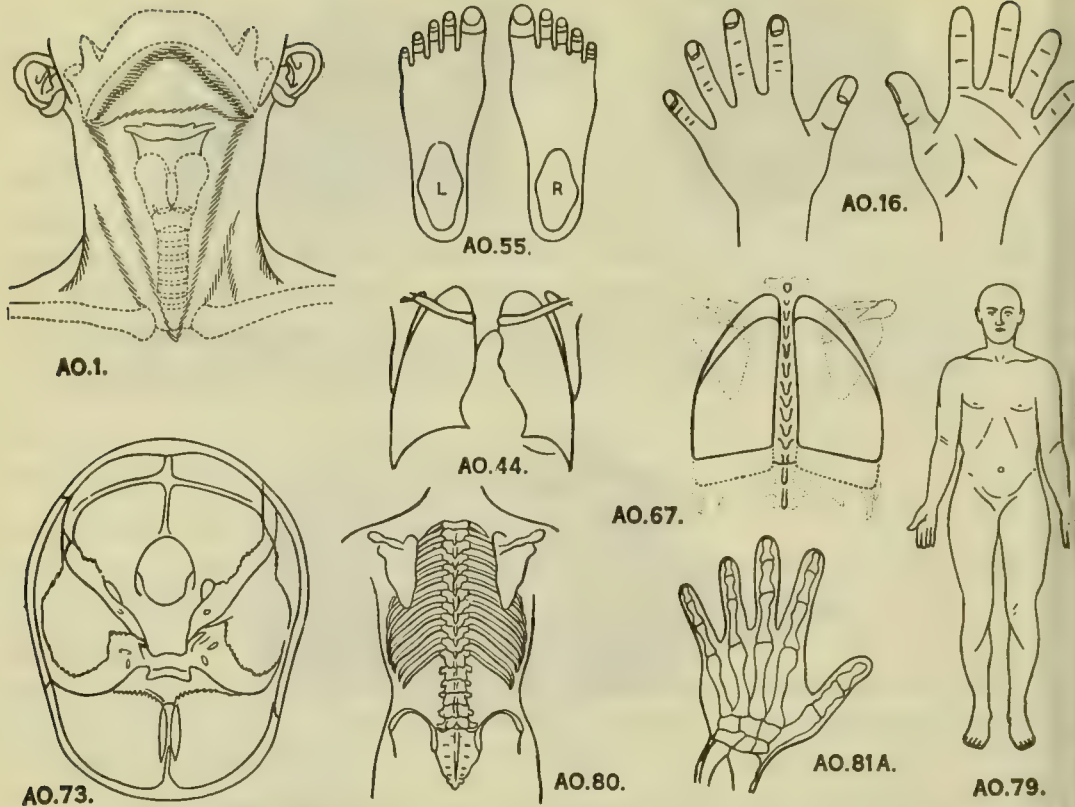


C3889

- C3889 URINE TEST OUTFIT, mahogany stand with drop-back lid and fall-front, with six stoppered bottles, spirit burner, trial jar, urinometer and six test tubes, complete
 C3890 Ditto .. with drawer underneath complete

**Not illustrated*

CLINICAL DIAGNOSIS INSTRUMENTS



C3891-99

ANATOMICAL STAMPS, rubber, line diagrams:

| Cat. No. | Ref. | | | | | | |
|----------|--------|---|----|----|----|----|------|
| C3891 | AO.1 | Larynx and Trachea (Anterior) | .. | .. | .. | .. | each |
| C3892 | AO.16 | Left Hand, showing skin creases (Dorsal and Palmar) | | | | .. | each |
| C3893 | AO.44 | Lung Fields (Tomogram) | .. | .. | .. | .. | each |
| C3894 | AO.55 | Foot (Dorsum) right and left | .. | .. | .. | .. | each |
| C3895 | AO.67 | Lungs and Pleura (Posterior) | .. | .. | .. | .. | each |
| C3896 | AO.73 | Base of Skull (Superior) | .. | .. | .. | .. | each |
| C3897 | AO.79 | Body (Anterior) | .. | .. | .. | .. | each |
| C3898 | AO.80 | Thoracic, Lumbar, Sacral, Supine and Ribs (Posterior) | .. | .. | .. | .. | each |
| C3899 | AO.81A | Bones of Hand, right (Anterior) | .. | .. | .. | .. | each |

The above are a few examples of the entire range which covers every field of anatomical diagrams. A complete list is available on request.



C3900

| Cat. No. | | | | | | |
|----------|--|----|----|----|----|------|
| C3900 | SKELETON, articulated, No. 1, with hook for hanging | .. | .. | .. | .. | each |
| C3901 | CABINET for above, metal | .. | .. | .. | .. | each |
| C3902 | STAND for above, metal, adjustable for height | .. | .. | .. | .. | each |
| C3903 | SKELETON, disarticulated, complete in box | .. | .. | .. | .. | each |
| C3904 | HALF SKELETON: skull with horizontal section, vertebral column, os innominatum, sacrum, sternum, hand, scapula, clavicle, humerus, radius, ulna, foot, femur, patella, tibia, fibula and ribs of one side, complete in box | .. | .. | .. | .. | each |
| C3905 | SKULL, articulated, horizontal section | .. | .. | .. | .. | each |
| C3906 | Ditto .. horizontal and vertical sections | .. | .. | .. | .. | each |
| C3907 | SKULL, disarticulated, best quality in box | .. | .. | .. | .. | each |
| C3908 | Ditto .. medium quality | .. | .. | .. | .. | each |
| C3909 | FEET, strung on catgut | .. | .. | .. | .. | each |
| C3910 | FEMALE PELVIS, with Ligaments and Foetal Skull | .. | .. | .. | .. | each |
| C3911 | FŒTAL SKULL | .. | .. | .. | .. | each |
| C3912 | HANDS, strung on catgut | .. | .. | .. | .. | each |

FROHSE'S ANATOMICAL WALL CHARTS, life size, coloured, single plates, on cloth with plain rollers:

| Cat. No. | Ref. | | | | | |
|----------|--|----|----|----|----|------|
| C3913 | 1. Skeleton, anterior and posterior views | .. | .. | .. | .. | each |
| C3914 | 2. Muscles, anterior and posterior views | .. | .. | .. | .. | each |
| C3915 | 3. Nervous and Circulatory Systems | .. | .. | .. | .. | each |
| C3916 | 4. Schematic Diagram of Circulation Heart and Skin | .. | .. | .. | .. | each |
| C3917 | 5. Eye and Ear | .. | .. | .. | .. | each |
| C3918 | 6. Viscera of Chest and Abdomen, four successive views | .. | .. | .. | .. | each |
| C3919 | 7. Median Section through Head, Brain, Neck and Teeth | .. | .. | .. | .. | each |
| C3920 | 8. New. Digestive Tract | .. | .. | .. | .. | each |
| C3921 | 9. New Endocrine Glands | .. | .. | .. | .. | each |
| C3922 | 10. Male and Female Urogenital Organs | .. | .. | .. | .. | each |

[Charts continued overleaf

Charts, continued

ANATOMY and PHYSIOLOGY WALL CHARTS, on cloth with plain rollers, coloured:

| Cat. No. | Ref. | | | | | | | |
|----------|-------|--|----|----|----|----|----|------|
| C3923 | 600A. | Heart (normal), greatly enlarged | .. | .. | .. | .. | .. | each |
| C3924 | 600B. | Digestive System, enlarged | .. | .. | .. | .. | .. | each |
| C3925 | 600C. | Throat Pharynx and Larynx, enlarged | .. | .. | .. | .. | .. | each |
| C3926 | 600D. | Kidney, <i>in situ</i> , greatly enlarged | .. | .. | .. | .. | .. | each |
| C3927 | 600J. | New, Respiratory System | .. | .. | .. | .. | .. | each |
| C3928 | 600M. | Human Embryology (development of the human body) | .. | .. | .. | .. | .. | each |
| C3929 | 600R. | Protective Mechanism of the Eye, greatly enlarged | .. | .. | .. | .. | .. | each |
| C3930 | 600T. | Skeleton, front view with the main arteries and pressure points, on black background, size: 55 in. by 30 in. | .. | .. | .. | .. | .. | each |
| C3931 | 600U. | Skin, greatly enlarged | .. | .. | .. | .. | .. | each |
| C3932 | 600V. | Human Factory | .. | .. | .. | .. | .. | each |

TWO CHARTS OF FULL FIGURE ON BLACK BACKGROUND:

| | Ref. | | | | | | | |
|-------|--------|---|----|----|----|----|----|------|
| C3933 | 600X. | Large. Anterior aspect stressing the relationship of the Skeleton, Circulation and Vital Organs, <i>in situ</i> | .. | .. | .. | .. | .. | each |
| C3934 | 600X1. | Large. A Study of the Nerves on the background of the posterior aspect of the Skeleton and the Muscles and Vital Organs, <i>in situ</i> | .. | .. | .. | .. | .. | each |
| | | The above two Charts grouped and combined on one plate, side by side, | .. | .. | .. | .. | .. | each |
| C3935 | 600Y. | New. Centre of Nerves and relation between the Brain and Heart, each | .. | .. | .. | .. | .. | each |
| C3936 | 600Z. | New. Bacteriology | .. | .. | .. | .. | .. | each |

NEW CHARTS DRAWN AND DESIGNED UNDER THE SUPERVISION OF PROF. C. F. V. SMOUT, BIRMINGHAM UNIVERSITY. On cloth with plain rollers, coloured:

| | Ref. | | | | | | | |
|-------|-------|---|----|----|----|----|----|------|
| C3937 | 601A. | Fractures | .. | .. | .. | .. | .. | each |
| C3938 | 601B. | Dislocations | .. | .. | .. | .. | .. | each |
| C3939 | 601D. | Lymphatic System, Fig. 1: Superficial Lymphatics. Fig. 2: Thoracic Duct and its Tributaries, complete with Teacher's Illustrated Manual, each | .. | .. | .. | .. | .. | each |
| C3940 | 601F. | Foetal Circulation, life size, coloured, complete with Teacher's Key, each | .. | .. | .. | .. | .. | each |

NEW SERIES OF HUMAN ANATOMICAL AND PHYSIOLOGICAL WALL CHARTS BY P. SOUGY. These permanent charts replace hastily constructed blackboard diagrams. Purely schematic representation in white and colours printed on a black background. The dimensions and proportions are depicted with great accuracy and are drawn from dissected specimens.

Mounted on cloth with plain rollers, size 3 ft. 4 in. by 4 ft. 4 in. .. each

| | Ref. | | | | | | | |
|-------|-------|----------------------------------|-------|--------------------------------|--|--|--|--|
| C3941 | S. 1. | Vertebrae and Vertebral Column. | S.28. | Muscular Tissue. | | | | |
| C3942 | S. 4. | Girdles and Extremities. | S.34. | Sensory and Motor Tracts. | | | | |
| C3943 | S. 5. | Skull and Dentition. | S.35. | Brain. | | | | |
| C3944 | S. 6. | Heart and Circulation. | S.36. | Structure of Bone. | | | | |
| C3945 | S. 7. | Digestive System. | S.37. | Ossification, etc. | | | | |
| C3946 | S. 8. | Respiratory System. | S.38. | Development of the Encephalon. | | | | |
| C3947 | S. 9. | Spinal Cord. | S.41. | Kidney. | | | | |
| C3948 | S.25. | Sympathetic and Parasympathetic. | S.42. | Ear. | | | | |
| C3949 | S.26. | Nervous Tissue. | S.43. | Endocrine Glands. | | | | |
| C3950 | S.27. | Medulla Oblongata. | | | | | | |

HYGIENE and SANITATION CHARTS:

| | Ref. | | | | | | | |
|-------|--------|--|----|----|----|----|----|------|
| C3951 | NWS/1. | Plumbing and Sanitation, size: 53 in. by 32 in. | .. | .. | .. | .. | .. | each |
| C3952 | NWS/2. | Building Drainage 1, size: 48 in. by 30 in. | .. | .. | .. | .. | .. | each |
| C3953 | NWS/3. | Building Drainage 2, size: 48 in. by 30 in. | .. | .. | .. | .. | .. | each |
| C3954 | HWS/4. | Water Supply (Domestic) Distribution, size: 48 in. by 30 in., each | .. | .. | .. | .. | .. | each |
| C3955 | HWS/5. | Water Supply (Sources), Springs, Wells, etc., size: 48 in. by 30 in., each | .. | .. | .. | .. | .. | each |


Each Chart complete with explanation notes.



C3956


Cat. No.

C3956 PRACTITIONER'S CASE, with three drawers. Size: 14½ in. by 10¾ in. by 6½ in.,
 †long grain real hide, black or brown each



C3957

C3957 PRACTITIONER'S CASE, with four drawers. Size: 16 in. by 12 in. by 8 in.,
 †long grain real hide, black or brown each



C3958

C3958 PRACTITIONER'S CASE, with four drawers, two wood racks, small urine test
 outfit, spirit burner, and four 1 oz. stoppered bottles. Size: 14½ in. by 11¼ in. by
 6½ in., †long grain real hide, black or brown each

†Plain smooth hide can be supplied at extra cost.

Midwifery Cases: pages M272-3.


CLINICAL DIAGNOSIS INSTRUMENTS



C3959

Cat. No.

C3959 PRACTITIONER'S EMERGENCY CASE, with four drawers, compartment size 13¼ in. by 5 in. by 2¾ in. for mercurial sphygmomanometer, space with flap cover to take diagnostic set, loops for instruments, etc., with flap cover, wooden rack and six stoppered bottles. Size: 18 in. by 9¾ in. by 7¾ in., †long grain real hide, black or brown each



C3960

C3960 PRACTITIONER'S CASE, with three drawers, compartment size 15 in. by 5½ in. by 2¾ in. for mercurial sphygmomanometer, wooden rack and three stoppered bottles. Size: 15 in. by 5½ in. by 2¾ in., †long grain real hide, black or brown (sphygmo. extra) each

†Plain smooth hide can be supplied at extra cost.

Midwifery Cases: pages M272-3.



Cat. No. **C3961**
C3961 PRACTITIONER'S CASE, with five drawers and document pocket inside of lid, size: 13½ in. by 11 in. by 5½ in., †long grain real hide, black or brown .. each



C3962
C3962 PRACTITIONER'S CASE, with five drawers, document pocket inside of lid, wooden rack and six stoppered bottles. Size: 14½ in. by 11½ in. by 7 in., †long grain real hide, black or brown .. each

†Plain smooth hide can be supplied at extra cost.

Midwifery Cases: pages M272-3.

CLINICAL DIAGNOSIS INSTRUMENTS



C3963

Cat. No.

C3963 PRACTITIONER'S CASE, with four drawers and document pocket inside of lid. Size: $14\frac{1}{2}$ in. by $10\frac{1}{2}$ in. by $6\frac{1}{2}$ in., †long grain real hide, black or brown, each




C3964

C3964 PRACTITIONER'S CASE with five drawers, compartment size $13\frac{1}{4}$ in. by 5 in. by $2\frac{3}{4}$ in. for mercurial sphygmomanometer and document pocket inside of lid. Size: 18 in. by 10 in. by $5\frac{1}{2}$ in., †long grain real hide, black or brown .. each

†Plain smooth hide can be supplied at extra cost.

Midwifery Cases: pages M272-3.



C3965

Cat. No.


- | | | |
|-------|---|------|
| C3965 | PRACTITIONER'S CASE, with document pocket inside lid and hinged flap, with loops for panel papers, etc. Size: 13 $\frac{1}{4}$ in. by 9 in. by 3 $\frac{1}{4}$ in., smooth grain real hide, brown | each |
| C3966 | Ditto .. size: 14 $\frac{1}{2}$ in. by 10 $\frac{1}{2}$ in. by 4 $\frac{1}{4}$ in. | each |



C3967

- | | | |
|-------|---|------|
| C3967 | SURGEON'S KIT BAG, with white, detachable washable lining fitted with loops for bottles, instruments, etc. Size: 16 in. long; cowhide, black or brown, each | |
| C3968 | Ditto .. 18 in. | each |
| C3969 | Spare Linings for fig. C3967 | each |
| C3970 | Spare Linings for fig. C3968 | each |

CLINICAL DIAGNOSIS INSTRUMENTS



OPEN


C3971

CLOSED

Cat. No.

- | | | | | | | | |
|-------|---|----|----|----|----|----|------|
| C3971 | NURSE'S CASE, aluminium, with white detachable washable lining, fitted with loops for bottles and instruments, etc. (extra) and detachable waterproof outer cover with pocket at back. Size: 12 in. by 8 in. by 5 in. | .. | .. | .. | .. | .. | each |
| C3972 | Ditto .. 15 in. by 8 in. by 5 in. | .. | .. | .. | .. | .. | each |
| C3973 | Spare Linings for fig. C3971 | .. | .. | .. | .. | .. | each |
| C3974 | Spare Linings for fig. C3972 | .. | .. | .. | .. | .. | each |


Bottles, and instruments to choice can be supplied to order.



C3975

- | | | | | | | | |
|-------|--|----|----|----|----|----|------|
| C3975 | NURSE'S CASE, fall-front, with white detachable, washable lining fitted with pockets and loops for bottles and instruments, etc. (extra). Size: 16 in. by 5 3/4 in. by 6 3/4 in., long grain real hide, black or brown | .. | .. | .. | .. | .. | each |
| C3976 | Spare Linings for above | .. | .. | .. | .. | .. | each |

Bottles, and instruments to choice can be supplied to order.



C3977

Cat. No.

| | | |
|-------|---|------|
| C3977 | NURSE'S CASE, with white detachable washable lining, fitted with loops for bottles and instruments, etc. Size: 14 in. by 8 in. by 5 in., long grain real hide, black or brown | each |
| C3978 | Ditto .. 16 in. by 9 in. by 5 in. | each |
| C3979 | Spare Linings for fig. C3977 | each |
| C3980 | Spare Linings for fig. C3978 | each |

Bottles, and instruments to choice can be supplied to order.



C3981

| | | |
|-------|--|------|
| C3981 | NURSE'S BAG, with white detachable washable lining, fitted with long pocket and loops for bottles, etc. Size: 13 in. long, metal frame, long grain real hide, black, | each |
| C3982 | Ditto .. 14 in. long | each |
| C3983 | Spare Linings for fig. C3981 | each |
| C3984 | Spare Linings for fig. C3982 | each |

Midwifery Cases: pages M272-3.

POST MORTEM INSTRUMENTS



PM3985

Cat. No.

PM3985 POST MORTEM SET, consisting of:

- | | |
|--|---|
| Six Scalpels (Nos. 1-6), fig. G279. | One Dissecting Forceps, 5 in., fig. PM4011. |
| Two Cartilage Knives, fig. PM3987. | One Dissecting Forceps, 7 in., fig. PM4013. |
| One Catlin, fig. PM3989. | One Bowel Scissors, fig. PM4019. |
| One Brain Knife, fig. PM3994. | One Dissecting Scissors, fig. PM4023. |
| One Blowpipe, chromium plated, fig. PM3996. | One Skull Rest, fig. PM4027. |
| One Chisel, straight, fig. PM3998. | One Lund's Coronet, fig. PM4028. |
| One Spine Chisel, fig. PM4000. | One Chain Hooks Set, fig. PM4029. |
| One Chisel-Wrench, fig. PM4001. | One Packet Needles, carbon steel, fig. PM4033. |
| One Hammer, fig. PM4003. | One Ball of Linen Thread. |
| One Mallet, boxwood, fig. PM4004. | |
| One Saw, s.s. blade, chromium plated handle, fig. PM4008. | |

†Set of all the above in brass-bound mahogany case complete


†All of stainless steel unless otherwise stated.



PM3986

Cat. No.

- PM3986 CARTILAGE KNIFE, with 3 in. deep bellied blade, nickel plated, ebony handle, each
- PM3987 Ditto .. solid forged, stainless steel each



PM3988

- PM3988 CATLIN, with 5½ in. blade, nickel plated each
- PM3989 Ditto .. stainless steel each

Scalpels: page G43.



PM3990

- PM3990 BRAIN KNIFE, with 6 in. blade, nickel plated each
- PM3991 Ditto .. 8 in. blade each
- PM3992 Ditto .. 10 in. blade each
- PM3993 Ditto .. 6 in. blade, stainless steel each
- PM3994 Ditto .. 8 in. blade each
- PM3995 Ditto .. 10 in. blade each



PM3996

- PM3996 BLOW-PIPE, straight, chromium plated each
- PM3997 Ditto .. curved each


POST MORTEM INSTRUMENTS



PM3998

Cat. No.

PM3998 CHISEL, straight $\frac{3}{4}$ in. wide, stainless steel each




PM3999

PM3999 CHISEL, angular, $\frac{3}{4}$ in. wide, stainless steel each



PM4000

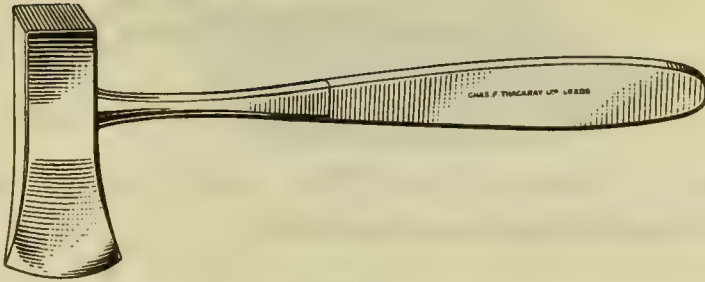
PM4000 SPINE CHISEL, stainless steel each



PM4001

PM4001 CHISEL-WRENCH, with detachable T-handle, stainless steel each

PM4002 Ditto .. with fixed handle each



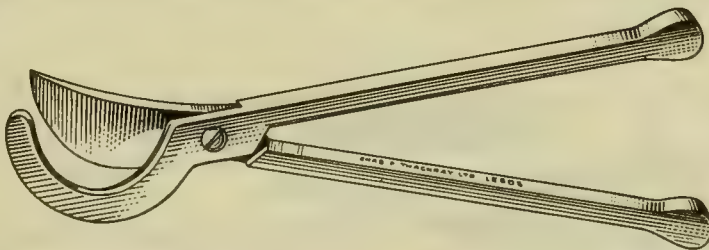
PM4003

Cat. No.
 PM4003 HAMMER, with chisel blade, stainless steel each



PM4004

PM4004 MALLET, boxwood, $\frac{1}{2}$ lb., diameter of head: $1\frac{7}{8}$ in. each
 PM4005 Ditto .. 1 lb., diameter of head: $2\frac{1}{2}$ in. each
 PM4006 Ditto .. 2 lb., diameter of head: $2\frac{3}{4}$ in. each



PM4007

PM4007 RIB SHEARS, 12 in., stainless steel each

Rib Shears: see also pages L430-4.



PM4008

Cat. No.

PM4008 SAW, stainless steel blade, chromium plated handle each



PM4009

PM4009 SAW, stainless steel blade, chromium plated handle each



PM4010

PM4010 SHENNEN'S DISSECTING FORCEPS, with coarse teeth, 7 in., stainless steel, each



PM4011

PM4011 DISSECTING FORCEPS, turn-over end, serrated jaws, 5 in., stainless steel, each

PM4012 Ditto .. 6 in. each

PM4013 Ditto .. 7 in. each

PM4014 Ditto .. 8 in. each



PM4015

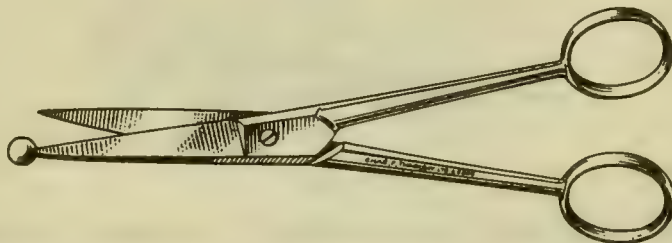
Cat. No.

PM4015 BLOOD VESSEL SCISSORS, with one blade probe-pointed, 4 in., stainless steel each



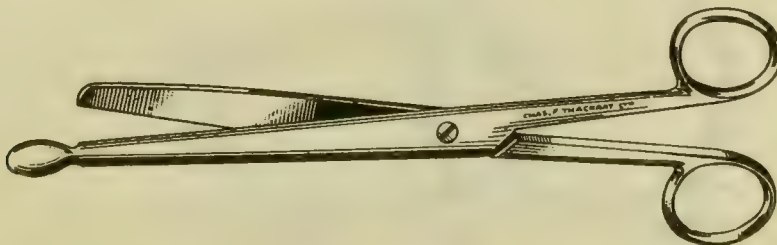
PM4016

PM4016 BLOOD VESSEL SCISSORS, with one blade probe-pointed, 5 in., stainless steel each



PM4017

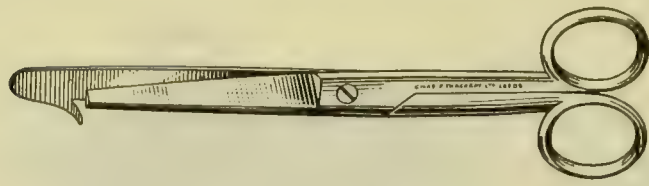
PM4017 INTESTINAL SCISSORS, with one blade ball-pointed, 7½ in., stainless steel, each



PM4018

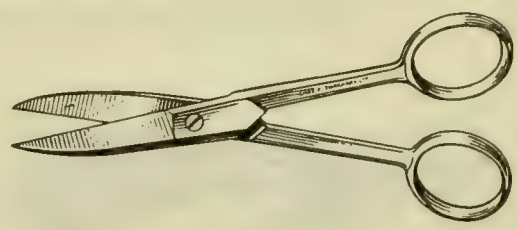
PM4018 INTESTINAL SCISSORS, "Wolverhampton Model", with one blade olivary-pointed, 9 in., stainless steel each

POST MORTEM INSTRUMENTS



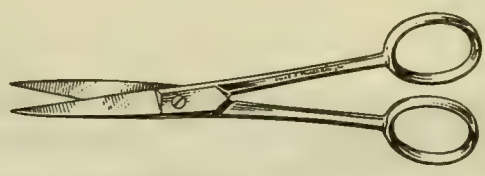
PM4019

Cat. No.
PM4019 BOWEL SCISSORS, 7 in., stainless steel each



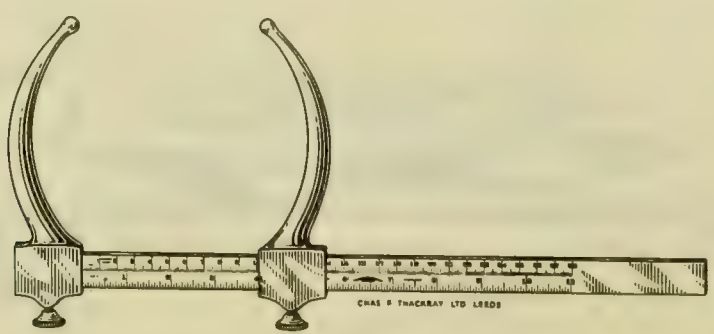
PM4020

PM4020 DISSECTING SCISSORS, strong, open-shanks, 5½ in., stainless steel, each
PM4021 Ditto .. 6¼ in. each
PM4022 Ditto .. 7 in. each



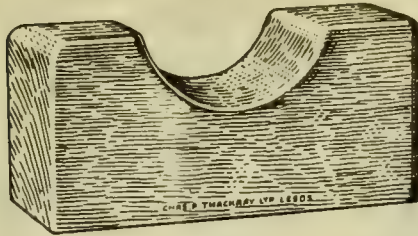
PM4023

PM4023 DISSECTING SCISSORS, narrow pointed blades, open-shanks, 5 in., stainless steel each
PM4024 Ditto .. 6 in., stainless steel each



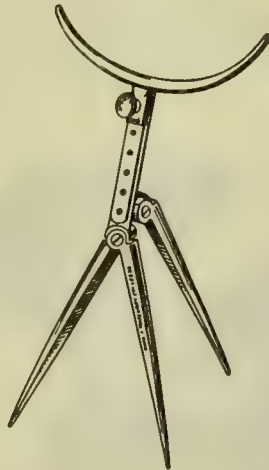
PM4025

PM4025 CALIPERS, graduated in English and Metric scales, nickel plated .. . each



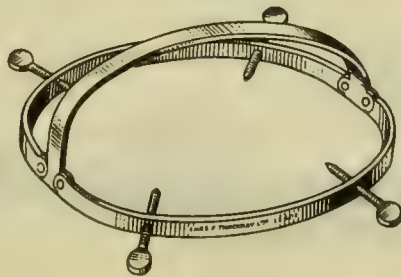
PM4026

Cat. No.
PM4026 SKULL REST, solid birch wood, size: 13 in. by 6 in. by 2½ in. .. each



PM4027

PM4027 TRIPOD SKULL REST, stainless steel each



PM4028

PM4028 LUND'S SKULL CORONET, stainless steel each


POST MORTEM INSTRUMENTS



PM4029


Cat. No.

PM4029 CHAIN HOOKS, nickel plated set



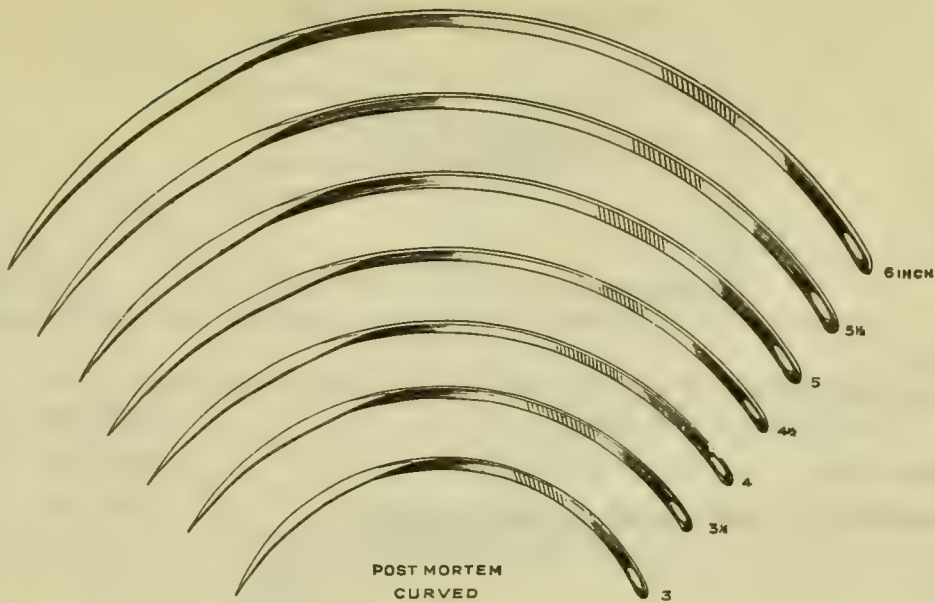
PM4030

PM4030 SCALES, enamelled, with pan, and set of weights to 14 lb. each



PM4031

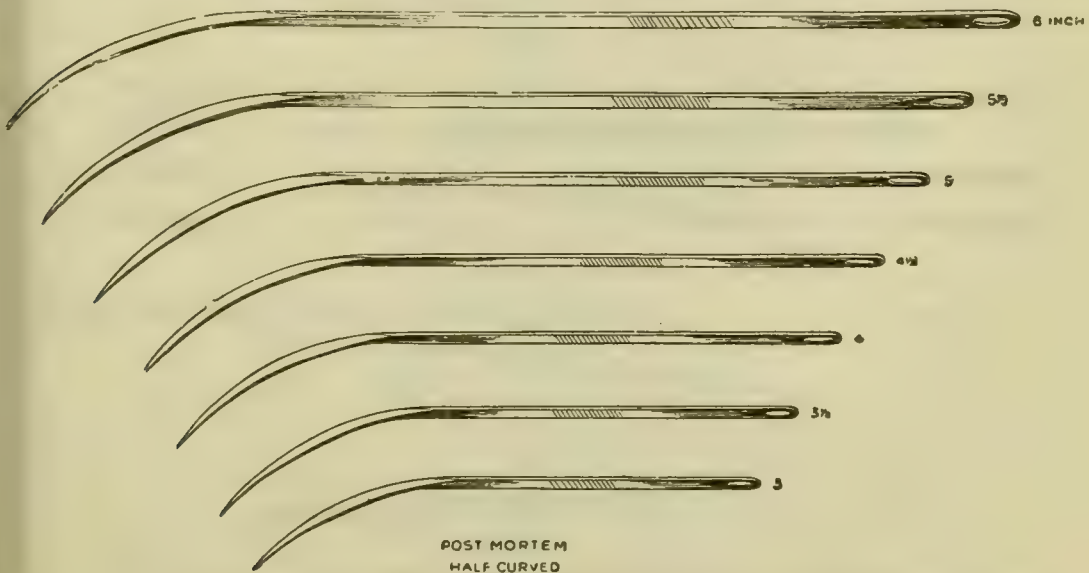
PM4031 SECTION RAZOR, hollow ground on one side only, black handle each



PM4032

Cat. No.

PM4032 SUTURE NEEDLES, curved, seven sizes: 3 in. to 6 in., carbon steel, in packets of six of a size per pkt.
 PM4032A Ditto .. stainless steel, 3 in. to 4 in. per pkt.




PM4033

PM4033 SUTURE NEEDLES, half-curved, seven sizes: 3 in. to 6 in., carbon steel, in packets of six of a size per pkt.
 PM4033A Ditto .. stainless steel, 3 in. to 4 in. per pkt.

POST MORTEM INSTRUMENTS


DISSECTION INSTRUMENTS



PM4034

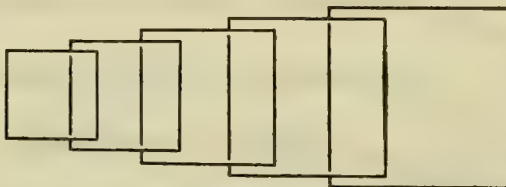
Cat. No.

- PM4034 MICROSCOPE SLIDES, thin, half-white glass, ground edges, size: 3 in. by 1 in. by 1.2 to 1.5 mm. thickness per 6 doz.
- PM4035 Ditto .. extra thin: 0.8 to 1.0 mm. thickness per 6 doz.
- PM4036 Ditto .. green tinted, 1.2 to 1.5 mm. thickness per 6 doz.



PM4037

- PM4037 MICROSCOPE COVER GLASSES, circles, No. 1 extra thin (1/200 in.), five sizes: $\frac{1}{2}$ in., $\frac{5}{8}$ in., $\frac{3}{4}$ in., $\frac{7}{8}$ in. and 1 in. diameter per $\frac{1}{2}$ oz.
- PM4038 Ditto .. No. 2 (1/150 in.) per $\frac{1}{2}$ oz.
- PM4039 Ditto .. No. 3 (1/100 in.) per $\frac{1}{2}$ oz.



PM4040

- PM4040 MICROSCOPE COVER GLASSES, squares, No. 1 extra thin (1/200 in.), five sizes: $\frac{1}{2}$ in., $\frac{5}{8}$ in., $\frac{3}{4}$ in., $\frac{7}{8}$ in. and 1 in. square per $\frac{1}{2}$ oz.
- PM4041 Ditto .. No. 2 (1/150 in.) per $\frac{1}{2}$ oz.
- PM4042 Ditto .. No. 3 (1/100 in.) per $\frac{1}{2}$ oz.

POST MORTEM INSTRUMENTS


DISSECTION INSTRUMENTS



PM4043

Cat. No.

PM4043 DISSECTING FORCEPS, straight, with fine points, 5 in., nickel plated, each



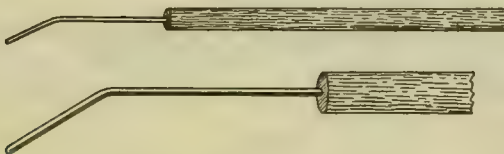
PM4044

PM4044 DISSECTING FORCEPS, curved, with fine points, 5 in., nickel plated, each



PM4045

PM4045 DISSECTING NEEDLE, straight, on wooden handle each



PM4046

PM4046 SEEKER, bent, on wooden handle each

POST MORTEM INSTRUMENTS

DISSECTION INSTRUMENTS



PM4047

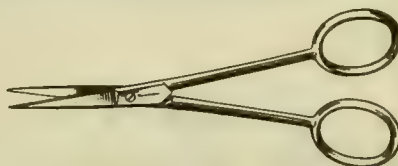
Cat. No.

PM4047 PLATINUM NEEDLE, in glass handle each




PM4048

PM4048 SECTION LIFTER, aluminium each



PM4049

PM4049 DISSECTING SCISSORS, straight, fine, 4½ in., nickel plated .. each
 PM4049A Ditto .. stainless steel each
 *PM4050 Ditto .. curved-on-flat, nickel plated each
 *PM4050A Ditto .. stainless steel each



PM4051

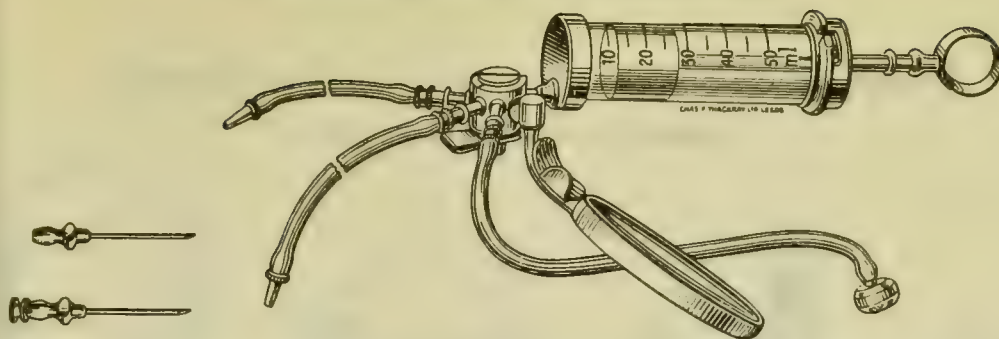
PM4051 CORNET'S SLIDE HOLDING FORCEPS, nickel plated each

PM4052 DISSECTION SET, consisting of:

- Two Needles on wooden handle, fig. PM4045.
- One Seeker, bent, on wooden handle, PM4046.
- Two Scalpels (one each, small and large), nickel plated, fig. G278.
- One Dissecting Forceps, straight, nickel plated, fig. PM4043.
- One .. ditto, curved, fig. PM4044.
- One Dissecting Scissors, straight, nickel plated, fig. PM4049.
- One .. ditto, curved, fig. PM4050.
- One Section Lifter, aluminium, fig. PM4048.
- One Blood Pipette.

All of the above set in Khaki wrap complete

*Not illustrated



IT4053

Cat. No.

IT4053 DIRECT-FLOW BLOOD TRANSFUSION SYRINGE, consisting of: 50 ml. syringe, chromium plated three-way connection on handle, three lengths of rubber tubing, metal mounts and sinker, one of each donor and recipient needles, S.I.M.A. serum fitting, in †nickel plated case complete

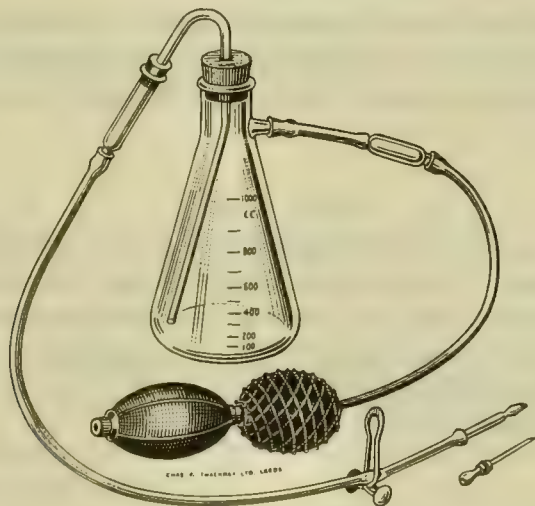
IT4053A Ditto .. 20 ml. complete

IT4054 Spare Needles, Donor, stainless steel, 1 3/4 in. by 14 B.W.G., with keyed stilette, S.I.M.A. fitting each

IT4055 Spare Needles, Recipient, stainless steel, 1 3/4 in. by 18 B.W.G., S.I.M.A. serum fitting, each

Rotanda Syringe: page L423

†Not chromium, as stated on page L421



IT4056

IT4056 KEYNES' BLOOD TRANSFUSION APPARATUS, consisting of: 1,000 c.c. graduated flask, glass centre piece, glass filter, glass cannula, French's Needle (large size) in glass tube, rubber tubing, rubber bellows and Mohr's tubing clip, complete

IT4057 Spare Flasks each

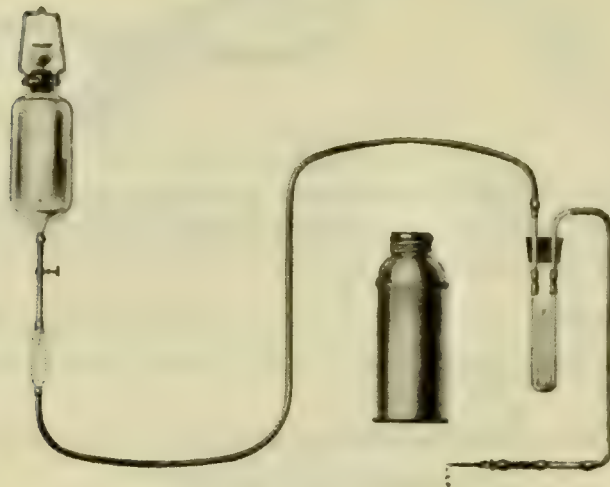
Other spare parts available on request.

NOTE.—B.W.G.=British Wire Gauge.

INFUSION AND TRANSFUSION

IMPROVED CONTINUOUS INTRAVENOUS INFUSION APPARATUS

Designed by Mr. E. L. Farquharson, F.R.C.S.



IT4058

This improved Intravenous Saline Infusion apparatus consists of a sterilizable graduated flask, 20 oz. capacity, which acts as the reservoir, 1-pint vacuum flask, filter funnel, tubing clip, drop regulator, glass U-tube, glass connection, two glass cannulæ. Record fitting Weintraud's stainless steel needle, rubber tubing, etc.

METHOD OF USE:

The entire apparatus, with the exception of the vacuum flask, is first sterilized by boiling and the reservoir filled with cold saline solution. The saline passes through the glass drop regulator, the rate of flow being regulated by means of the tubing clip. The cold saline then passes through the U-tube which is immersed in hot water in the vacuum flask and is heated to the approximate body temperature.

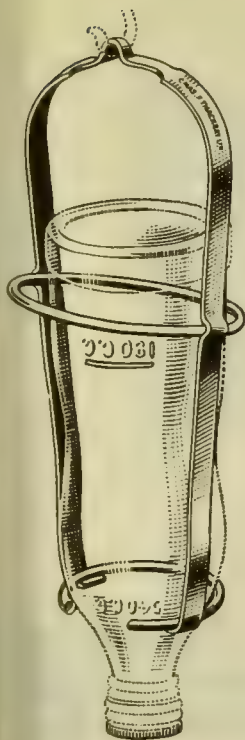
The rate of flow usually advised is 30-40 drops per minute.

The vacuum flask should be filled with *boiling* water every two hours.

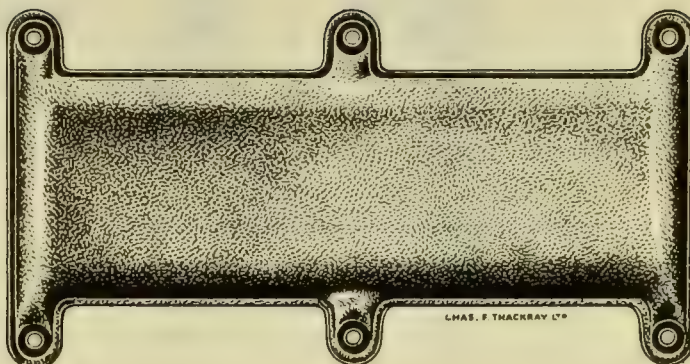
Cat. No.

| | | | | | | | |
|---------|--|----|----|----|----|----|----------|
| IT4058 | APPARATUS as above, in small card case | .. | .. | .. | .. | .. | complete |
| IT4058A | Attache Case for above | .. | .. | .. | .. | .. | each |
| IT4059 | Spare Flasks, glass | .. | .. | .. | .. | .. | each |
| IT4060 | Spare Flasks, vacuum | .. | .. | .. | .. | .. | each |
| IT4061 | Spare Needles, Weintraud's (fig. IT4114) | .. | .. | .. | .. | .. | each |

Other spare parts available on request.



IT4062A



IT4062B

Cat. No.

IT4062A THE "BRISTOL" TRANSFUSION CRADLE, Improved Model, to take Standard M.R.C. Transfusion Bottle, chromium plated, satin finish .. each

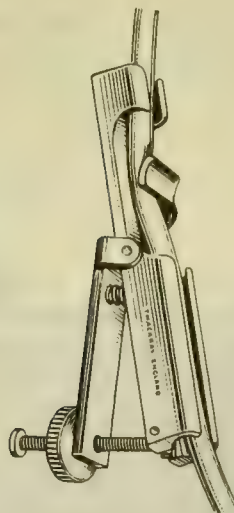
Specially designed to make transfusion-bottle changing an easy task. Vide "The Lancet," January 4th, 1958, page 31.

†IT4062B ARM SPLINT, plastic-covered, size 12 in. by 4 in. with six flexible eyelets for tape each

†IT4062C Ditto .. size 18 in. by 4 in. each

†Extremely useful in both Wards and Operating Theatres for Intravenous Therapy; always ready for use, internally cushioned and washable.

INFUSION AND TRANSFUSION



PATENT
PENDING

742-6484

Cat. No.

742-6484 A-C-T TRANSFUSION REGULATOR, anodised aluminium with chromium plated steel lever and nylon adjusting screw, approx. 3 in. long and weighing only 1 oz. The nylon adjusting screw is easily operated by one hand in either direction and allows the flow rate to be set and maintained as low as one drop per minute with complete accuracy. The regulator will take rubber or plastic tubing up to $\frac{3}{8}$ in. outside diameter and the construction is such that the tubing is held firmly above and below the actual clamp, preventing kinking and therefore accidental alteration of the flow rate.



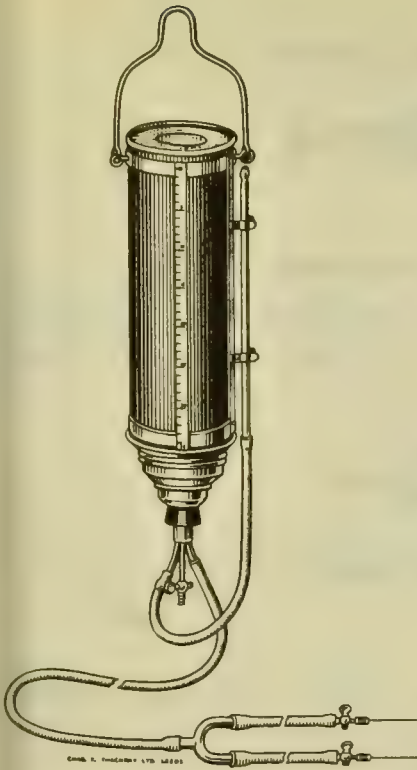
742-3427A

742-3427A INTRAVENOUS DISSECTING FORCEPS, fine serrated jaws, 5 in., stainless steel.

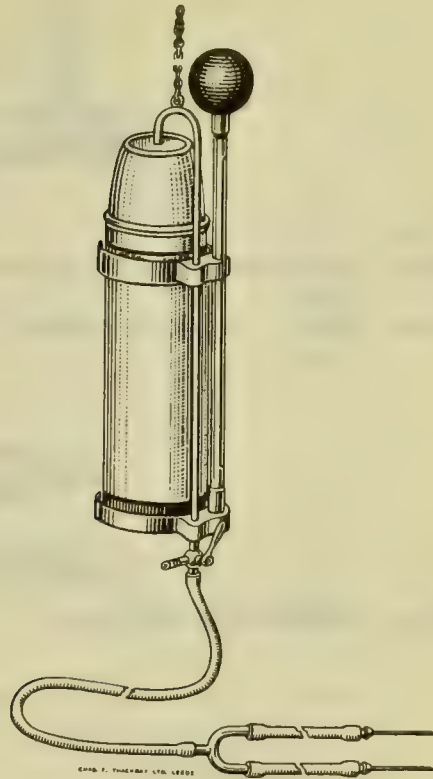


742-3428A

742-3428A INTRAVENOUS DISSECTING FORCEPS, with fine one into two teeth on smooth jaw 5 in., stainless steel.



IT4067



IT4071

| | | | | | | |
|----------|---|----|----|----|----|----------|
| Cat. No. | | | | | | |
| IT4067 | CARRUTHERS' SALINE INFUSION APPARATUS, consisting of: two-pint vacuum flask with rubber bung and metal mount, nickel plated and graduated frame, rubber tubing, glass Y-connection, two nickel plated stopcocks and two stainless steel needles (1 $\frac{3}{8}$ in. long by 21 B.W.G.) | .. | .. | .. | .. | complete |
| IT4068 | Ditto .. but with the addition of a drop regulator and rubber rectal tube for administration per rectum | .. | .. | .. | .. | complete |
| IT4069 | Spare Vacuum Flasks, two-pint | .. | .. | .. | .. | each |
| IT4070 | Spare Needles | .. | .. | .. | .. | each |

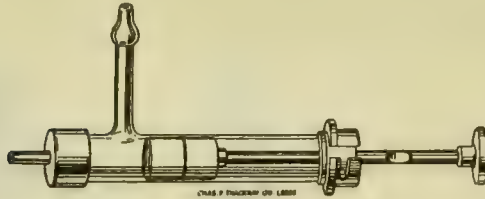
Other spare parts available on request.

| | | | | | | |
|--------|---|----|----|----|----|----------|
| IT4071 | SOUTTAR'S SALINE INFUSION APPARATUS, consisting of: two-pint vacuum flask with rubber bung, nickel plated frame with chain, rubber tubing, glass Y-connection and two Souttar's stainless steel needles (2 $\frac{1}{2}$ in. long by 14 B.W.G.) | .. | .. | .. | .. | complete |
| IT4072 | Ditto .. but with the addition of a drop regulator and rubber rectal tube for administration per rectum | .. | .. | .. | .. | complete |
| IT4073 | Spare Vacuum Flasks, two-pint | .. | .. | .. | .. | each |
| IT4074 | Spare Needles | .. | .. | .. | .. | each |

Other spare parts available on request.

NOTE.—B.W.G.=British Wire Gauge.

INFUSION AND TRANSFUSION



IT4075


Cat. No.

| | | | | | | | | | |
|--------|--|----|-------------------------|----|----|----|----|----|------|
| IT4075 | KAUFMAN'S SYRINGE, for blood transfusion, glass and metal, 2 c.c., †Record fitting | .. | .. | .. | .. | .. | .. | .. | each |
| IT4076 | Ditto | .. | all-glass, Luer fitting | .. | .. | .. | .. | .. | each |



IT4077

| | | | | | | | | | |
|--------|-------------------------|----|----|----|----|----|----|----|------|
| IT4077 | LAURIE'S DROPPER, glass | .. | .. | .. | .. | .. | .. | .. | each |
|--------|-------------------------|----|----|----|----|----|----|----|------|



IT4078

| | | | | | | | | | |
|----------|---|----|----|----|----|----|----|----|------|
| IT4078 | LAURIE'S DROPPER, with side-branch, glass | .. | .. | .. | .. | .. | .. | .. | each |
| *IT4078A | MACINTOSH AND PASK'S DROPPER, with safety float | .. | .. | .. | .. | .. | .. | .. | each |

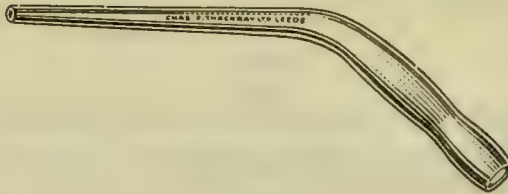


IT4079

| | | | | | | | | | |
|--------|--|----|----|----|----|----|----|----|------|
| IT4079 | CANNY RYALL'S DROPPER, glass barrel, chromium plated mounts and regulating tap | .. | .. | .. | .. | .. | .. | .. | each |
|--------|--|----|----|----|----|----|----|----|------|

† Luer fitting can be supplied on request.

*Not illustrated



IT4080


Cat. No.

| | | | | | | |
|--------|--------------------------------------|----|----|----|----|------|
| IT4080 | HORROCKS' INTRAVENOUS CANNULA, glass | .. | .. | .. | .. | each |
| IT4081 | Ditto .. silver plated | .. | .. | .. | .. | each |



IT4082

| | | | | | | |
|--------|------------------------------------|----|----|----|----|------|
| IT4082 | KEYNE'S INTRAVENOUS CANNULA, glass | .. | .. | .. | .. | each |
|--------|------------------------------------|----|----|----|----|------|



IT4083

| | | | | | | |
|--------|-------------------------------------|----|----|----|----|------|
| IT4083 | SIGGAR'S INTRAVENOUS CANNULA, glass | .. | .. | .. | .. | each |
|--------|-------------------------------------|----|----|----|----|------|

*IT4084 "CUTTING DOWN" SET, consisting of:

One B.P. Type Handle and six Scalpel Blades, No. 10 (fig. G272-3).

Two "Mosquito" Artery Forceps, screw joint, 5 in., stainless steel (fig. G405)

One Fine Dissecting Forceps, non-toothed, stainless steel (fig. O3427A).

One .. ditto, 1/2 teeth (fig. O3428A).

One Fine Scissors, sharp pointed, stainless steel (fig. O3458).

One Small Aneurysm Needle, stainless steel (fig. G629).

Set of above instruments complete

| | | | | | | |
|--------|----------------------|----|----|----|----|------|
| IT4085 | Khaki Wrap for above | .. | .. | .. | .. | each |
|--------|----------------------|----|----|----|----|------|

**Not illustrated*



IT4093

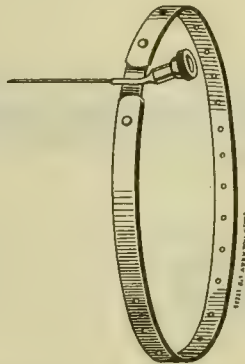
Cat. No.

- IT4093 FRANKIS EVANS' INTRAVENOUS NEEDLE, consisting of: stainless steel cannula $1\frac{1}{2}$ in. by 16 B.W.G. on serrated mount, and stainless steel inner needle on serrated mount, †Record fitting each

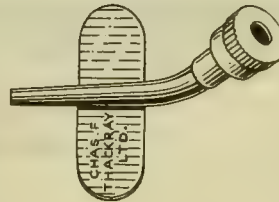


IT4094

- IT4094 FRENCH'S INTRAVENOUS NEEDLE, stainless steel, small size, $1\frac{1}{4}$ in. tapering: 9 B.W.G. to 13 B.W.G., complete in glass tube each
- IT4095 Ditto .. large size, $1\frac{1}{2}$ in. tapering: 8 B.W.G. to 12 B.W.G. each



IT4096



IT4099

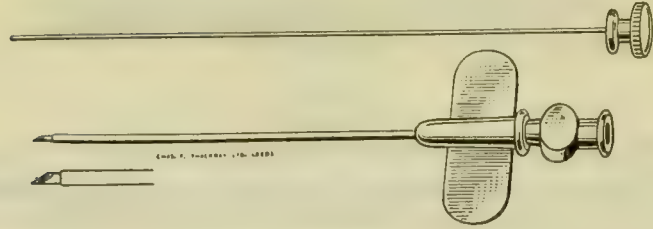
- IT4096 GORDH'S INTRAVENOUS NEEDLE, for repeated injections of anæsthetic drugs, stainless steel shaft: 20 B.W.G. by $1\frac{1}{2}$ in. long, winged mount fitted with rubber diaphragm, and rubber armband. Record or Luer fitting each
- IT4097 Spare Rubber Armbands each
- IT4098 Spare Rubber Diaphragms for IT4096, IT4099, IT4109 and IT4111 dozen
- IT4099 FORRESTER'S ADAPTOR, consisting of: modified Gordh's wing-plate and diaphragm with Record fitting mount. Record or Luer fitting each

This adaptor allows a needle size of choice to be used, especially the smaller sizes for children; the winged mount is secured by adhesive tape. If remote control is desired, the adaptor can be used with the appropriate mounts, needle and length of Polythene tubing. Vide "B.M.J.", June 11th, 1949, page 1007.

†Luer fitting can be supplied on request.

NOTE.—B.W.G.=British Wire Gauge.

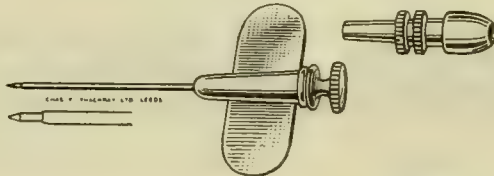
INFUSION AND TRANSFUSION



IT4100

Cat. No.

- IT4100 GUEST'S INTRAVENOUS NEEDLE, consisting of: stainless steel cannula 2 in. by 17 B.W.G. on winged mount, stainless steel inner needle and stilette, †Record fitting each
- IT4101 Ditto .. cannula 2 in. by 18 B.W.G. each



IT4102

- IT4102 KEITH'S INTRAVENOUS NEEDLE, as used at the Birmingham Children's Hospital, consisting of: stainless steel cannula 1 in. by 19 B.W.G. on winged mount, stainless steel sharp pilot and tubing connection, †Record fitting .. each



IT4103

- IT4103 M.R.C. PATTERN INTRAVENOUS NEEDLE, stainless steel, 1 $\frac{3}{8}$ in. by 17 B.W.G., †Record fitting (Recipient) each
- IT4104 Ditto .. 1 $\frac{3}{8}$ in. by 13 B.W.G. (Donor) each



IT4105

- IT4105 M.R.C. PATTERN INTRAVENOUS CANNULA, with "stop" for tying in vein, stainless steel, 1 $\frac{3}{8}$ in. by 15 B.W.G., †Record fitting each

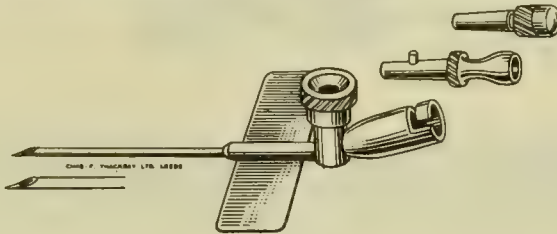
†Luer fitting can be supplied on request.

NOTE.—B.W.G.=British Wire Gauge.



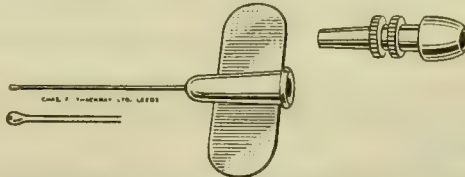
IT4106

- Cat. No.
 IT4106 MILLAR'S INTRAVENOUS NEEDLE, consisting of: stainless steel needle 2 in. by 20 B.W.G., length of plastic tubing with mount and three-way tap, complete
 IT4107 Spare Needles (now without finger-grip) each
 IT4108 Spare Plastic Tubing per yard
 As described by A. Meredith Millar, in the "Journal of Anaesthesia", Vol. VII, 1952.



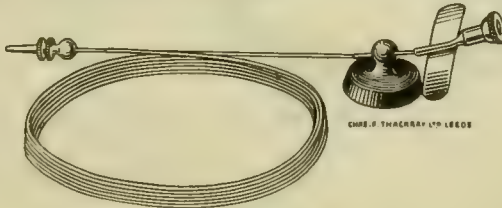
IT4109

- IT4109 OLOVSON-HEYMANN'S INTRAVENOUS NEEDLE, consisting of: stainless steel needle 1½ in. by 18 B.W.G., on winged mount with Gordh's type diaphragm and a bayonet fitting tubing mount and plug each



IT4110

- IT4110 ROWORTH'S INTRAVENOUS CANNULA, for Infants, 1 in. by 23 B.W.G., stainless steel, on winged mount, with tubing connection, †Record fitting, each
 IT4110A Ditto .. 16, 17 and 19 B.W.G. each



IT4111

- IT4111 SCURR'S INTRAVENOUS OUTFIT, for remote control, consisting of: Gordh's type mount fitted to rubber sucker, length of Polythene tubing and Record fitting needle mount each

†Luer fitting can be supplied on request.
 NOTE.—B.W.G.=British Wire Gauge.

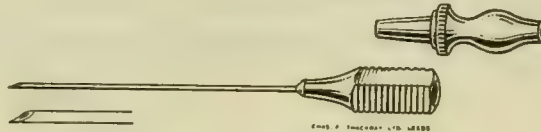
INFUSION AND TRANSFUSION



IT4112

Cat. No.

- IT4112 WEST MIDDLESEX HOSPITAL PATTERN INTRAVENOUS NEEDLE, consisting of: stainless steel cannula $1\frac{1}{2}$ in. by 18 B.W.G. on serrated mount, and stainless steel inner trocar on serrated mount, †Record fitting .. each
- IT4113 Ditto .. cannula $1\frac{1}{2}$ in. by 19 B.W.G. each



IT4114


- IT4114 WEINTRAUD'S INTRAVENOUS NEEDLE, stainless steel, $1\frac{1}{2}$ in. by 18 B.W.G. on serrated mount with tubing connection, †Record fitting .. each



IT4115

- IT4115 HAXTON'S NEEDLE, for intra-aortic blood transfusion, stainless steel shaft 14.5 cm. long, 2.8 mm. diameter with a stepped end 1 cm. long, 1.5 mm. diameter, †Record fitting mount each

Vide "The Lancet", March 28th, 1953, pages 622-4.



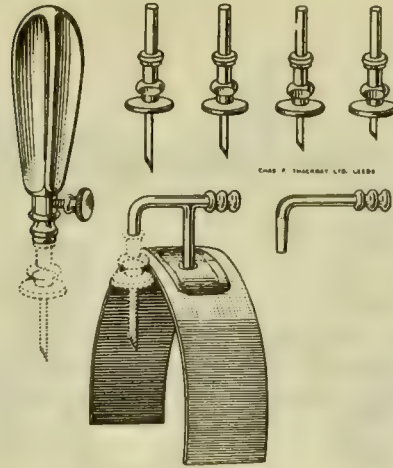
| No. | Bore mm. | Wall mm. |
|-----|----------|----------|
| 1 | 0.5 | 0.25 |
| 2 | 1.0 | 0.25 |
| 3 | 1.5 | 0.5 |
| 4 | 2.0 | 0.5 |

IT4116

- IT4116 POLYTHENE TUBING, four sizes: 1, 2, 3 and 4, supplied in coils of 5 yards, per 5 yards

†Luer fitting can be supplied on request.

NOTE.—B.W.G.=British Wire Gauge.



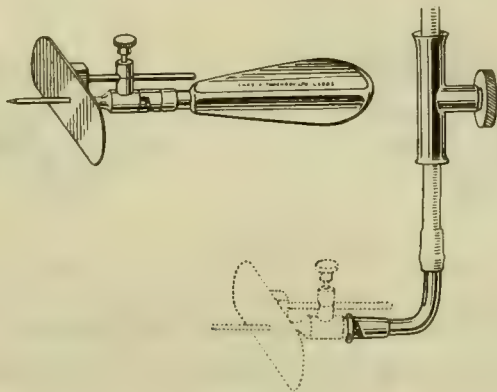
IT4117

Cat. No.

IT4117 GIMSON'S BONE MARROW SET, for infusion and transfusion, consisting of: chromium plated handle, four stainless steel needles with chromium plated mounts (one each four sizes: $\frac{5}{8}$ in. long by 16 B.W.G., $\frac{1}{2}$ in. long by 16 B.W.G., $\frac{3}{8}$ in. long by 18 B.W.G. and $\frac{1}{4}$ in. long by 18 B.W.G.). With two chromium plated angled adaptors: one with metal plate sewn to rubber strap and one without plate or strap complete

Vide "B.M.J.", June 3rd, 1944, page 748.

- | | | | | | | | | |
|--------|--|----|----|----|----|----|----|------|
| IT4118 | Handle only | .. | .. | .. | .. | .. | .. | each |
| IT4119 | Needles only, with mounts, four sizes | .. | .. | .. | .. | .. | .. | each |
| IT4120 | Angled Adaptor only, with plate sewn to rubber strap | .. | .. | .. | .. | .. | .. | each |
| IT4121 | Angled Adaptor only, without plate or strap | .. | .. | .. | .. | .. | .. | each |

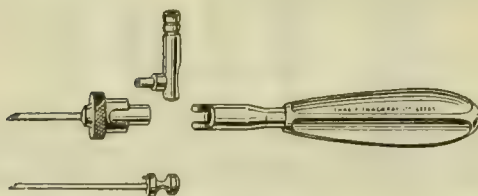


IT4122

IT4122 BEHR'S INTRATIBIAL OUTFIT, for infusion and transfusion, consisting of: chromium plated handle fitted with stainless steel trocar, stainless steel cannula ($\frac{7}{8}$ in. long by 14 B.W.G.) with chromium plated depth-shield and drip regulator, complete

NOTE.—B.W.G.—British Wire Gauge.

INFUSION AND TRANSFUSION



IT4123


Cat. No.

IT4123 OXFORD PATTERN STERNAL NEEDLE, for infusion and transfusion, consisting of: chromium plated handle, stainless steel needle $\frac{7}{8}$ in. long by 13 B.W.G., with Record fitting mount, stilette and angled tubing connection .. each




IT4124

IT4124 SALAH'S STERNAL NEEDLE, for infusion and transfusion, stainless steel shaft $1\frac{1}{8}$ in. long by 15 B.W.G., with depth-guard. †Record fitting .. each



IT4125




IT4126

- IT4125 HARRISON'S STOPCOCK. †Record fitting, chromium plated .. each
- IT4126 STOPCOCK, two-way, with side branch for tubing. †Record fitting, chromium plated each
- *IT4126A Ditto .. two-way, with side branch for tubing, Luer-Lock fitting .. each

†Luer fitting can be supplied on request.

*Not illustrated

NOTE.—B.W.G.= British Wire Gauge.



S4127

Cat. No.

S4127 DRAINAGE TUBING, red rubber, as per tables below and illustrations above, each

*S4128 MOYNIHAN'S TUBING, red rubber, thin-walled, for gall-bladder, $\frac{11}{16}$ in. bore, $\frac{1}{16}$ in. wall per yard

STANDARD WALL

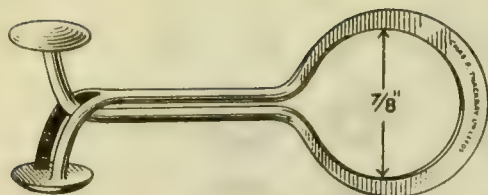
| | Bore in. | Wall in. | Per yd. | | Bore in. | Wall in. | Per yd. |
|---|----------------|----------------|---------|----|-----------------|----------------|---------|
| 2 | $\frac{1}{20}$ | $\frac{1}{40}$ | | 9 | $\frac{1}{4}$ | $\frac{1}{16}$ | |
| 3 | $\frac{1}{16}$ | $\frac{1}{30}$ | | 10 | $\frac{9}{32}$ | $\frac{1}{12}$ | |
| 4 | $\frac{1}{10}$ | $\frac{1}{30}$ | | 11 | $\frac{5}{16}$ | $\frac{1}{16}$ | |
| 5 | $\frac{1}{8}$ | $\frac{1}{30}$ | | 12 | $\frac{11}{32}$ | $\frac{1}{10}$ | |
| 6 | $\frac{5}{32}$ | $\frac{1}{24}$ | | 13 | $\frac{3}{8}$ | $\frac{1}{10}$ | |
| 7 | $\frac{3}{16}$ | $\frac{1}{16}$ | | 15 | $\frac{7}{16}$ | $\frac{1}{10}$ | |
| 8 | $\frac{7}{32}$ | $\frac{1}{16}$ | | 17 | $\frac{1}{2}$ | $\frac{1}{8}$ | |

STOUT WALL

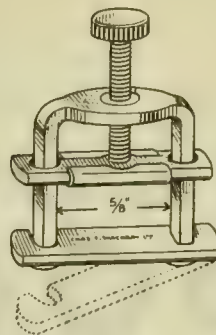
| | Bore in. | Wall in. | Per yd. | | Bore in. | Wall in. | Per yd. |
|----|----------------|----------------|---------|----------------|----------------|----------------|---------|
| S2 | $\frac{1}{20}$ | $\frac{1}{30}$ | | S6 | $\frac{5}{32}$ | $\frac{1}{16}$ | |
| S3 | $\frac{1}{16}$ | $\frac{1}{24}$ | | S8 | $\frac{7}{32}$ | $\frac{1}{10}$ | |
| S4 | $\frac{1}{10}$ | $\frac{1}{24}$ | | S9 | $\frac{1}{4}$ | $\frac{1}{10}$ | |
| S5 | $\frac{1}{8}$ | $\frac{1}{24}$ | | S11 | $\frac{5}{16}$ | $\frac{1}{10}$ | |
| C | $\frac{3}{16}$ | $\frac{3}{32}$ | | } GALL BLADDER | | | |
| E | $\frac{5}{16}$ | $\frac{1}{8}$ | | } | | | |

*Not illustrated


SURGICAL INSTRUMENTS



S4129



S4130



S4130A


Cat. No.

- S4129 MOHR'S TUBING CLIP, nickel plated, four sizes: $\frac{3}{4}$ in., $\frac{7}{8}$ in., 1 in. and $1\frac{1}{8}$ in. diameter of ring each
- S4130 GATE PATTERN TUBING CLIP, nickel plated, three sizes: $\frac{5}{8}$ in., $\frac{3}{4}$ in. and 1 in. diameter each
- S4130A OPEN PATTERN TUBING CLIP, nickel plated, standard size each




S4131

- S4131 GLASS CONNECTIONS, straight, Nos. 1-4: $\frac{1}{8}$ in., $\frac{3}{16}$ in., $\frac{1}{4}$ in. and $\frac{1}{2}$ in. external diameter each



S4132

- S4132 GLASS CONNECTIONS, tapered, Nos. 1-4: $\frac{1}{16}$ in. to $\frac{1}{2}$ in., $\frac{1}{4}$ in. to $\frac{7}{16}$ in., $\frac{1}{8}$ in. to $\frac{3}{8}$ in. and $\frac{1}{2}$ in. to $\frac{1}{2}$ in. external diameter each



S4133

- S4133 GLASS CONNECTIONS, tapered cannulae, Nos. 1-6: $\frac{3}{32}$ in., $\frac{1}{8}$ in., $\frac{5}{32}$ in., $\frac{3}{16}$ in., $\frac{7}{32}$ in. and $\frac{1}{4}$ in. external diameter (at distal end) each



S4134



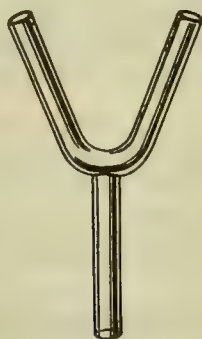
S4134A

Cat. No.

†S4134 HAMILTON STEWART'S TUBING CONNECTION, consisting of one each male and female winged mounts, diameter of tubing ends: $\frac{1}{2}$ in., chromium plated, complete

†S4134A Ditto .. WIGGINS-DAVIES' modification, with knurled grip, diameter of tubing ends: $\frac{5}{16}$ in., chromium plated complete

†These connections are used in urology as a quick-action method of joining tubes, for irrigation, etc. They are also useful in the tubing assembly of Suction Apparatus.




S4135



S4136


S4135 GLASS CONNECTIONS, Y-shaped, Nos. 1-5: $\frac{3}{16}$ in., $\frac{1}{4}$ in., $\frac{5}{16}$ in., $\frac{3}{8}$ in. and $\frac{7}{16}$ in. external diameter each

S4136 GLASS CONNECTIONS, T-shaped, Nos. 1-5: $\frac{3}{16}$ in., $\frac{1}{4}$ in., $\frac{5}{16}$ in., $\frac{3}{8}$ in. and $\frac{7}{16}$ in. external diameter each



S4137

S4137 WOUND NOZZLE, glass each



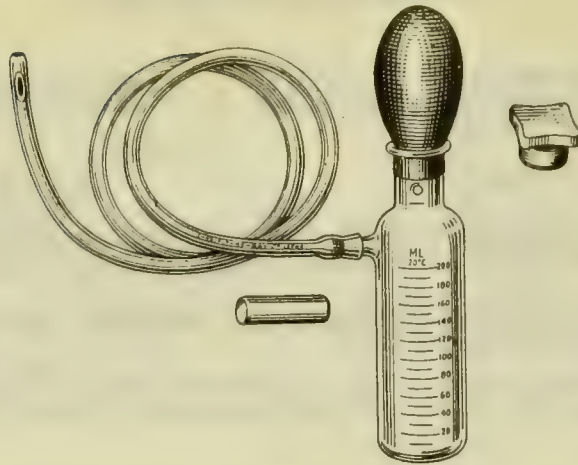
S4138

S4138 RECTAL NOZZLE, glass each

SURGICAL SUNDRIES

S

756



- | | | |
|----------|---|----------|
| Cat. No. | S4139 | |
| S4139 | SENORAN'S STOMACH ASPIRATOR, consisting of 200 ml. graduated glass bottle fitted with rubber bulb and band, stomach tube (42 in. long by 19 English Catheter Gauge), rubber bung and rubber cap | complete |
| | <i>The bottle, fitted with stomach tube and rubber bulb, is ready for aspiration. When aspiration is completed the side-branch is occluded with the rubber cap, the rubber band slipped over the hole in the neck of the bottle and the neck sealed with the rubber bung.</i> | |
| S4140 | Spare Bottles | each |
| S4141 | Spare Stomach Tubes | each |
| | <i>Spare Rubber Bulbs, Bungs, Caps and Bands also available.</i> | |



S4142

- S4142 HURST'S ŒSOPHAGEAL BOUGIE, rubber, filled with mercury, 30 in. long, sizes: 18, 20, 22, 24, 26, 28, 30, 32 and 34 English Catheter Gauge, each



S4143

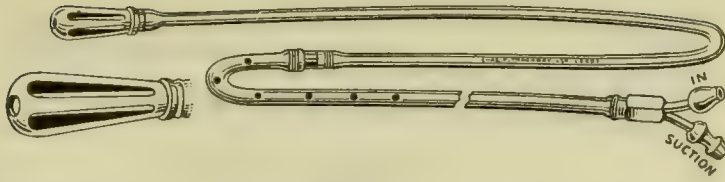
- S4143 ŒSOPHAGEAL or STOMACH TUBE, 30 in. to 42 in., rubber, with two side eyes, sizes: 7 to 36 English Catheter Gauge each
- S4143A Ditto .. plastic, clear and orange X-ray opaque, 30 in., sizes: 6 to 30 French Catheter Gauge, even sizes only. Unsterile each
- S4143B Ditto .. clear plastic, 30 in., sizes: 4 to 20 English Catheter Gauge. Sterile dozen



S4144

- S4144 FLATUS OR RECTAL TUBE, rubber, with terminal hole, 15 in. long, sizes: 3 to 28 English Catheter Gauge each
- S4145 Ditto .. 30 in. long, sizes: 8 to 36 English Catheter Gauge each
- S4145A Ditto .. plastic, clear and orange X-ray opaque, 30 in., sizes: 6 to 30 French Catheter Gauge, even sizes only. Unsterile each
- S4145B Ditto .. clear plastic, 30 in., sizes: 4 to 20 English Catheter Gauge. Sterile dozen


SURGICAL SUNDRIES



S4146

Cat. No.

S4146 ABBOTT-RAWSON'S TUBE, bi-lumen, gastro-enterostomy, rubber, with fenestrated pear-shaped metal tip, six side holes and a metal mount, 50 in. long, 16 French Catheter Gauge each



S4147

S4147 CANTOR'S TUBE, single lumen, intestinal intubation, rubber, opaque to X-ray, with balloon at tip for mercury (not supplied) and eight side holes, 120 in. long, 18 French Catheter Gauge each



S4148

S4148 EINHORN'S TUBE, fractional gastric analysis, rubber, with perforated metal tip, 30 in. long, sizes: 6, 8 and 10 English Catheter Gauge each


S4149 Ditto .. 42 in. long, for duodenum each



S4150

S4150 FRANKIS EVANS' TUBE, intestinal, plastic, with four side holes, 42 in. long, 6 English Catheter Gauge each


SURGICAL SUNDRIES



S4151


Cat. No.

- S4151 JAMES' TUBE, intestinal, rubber with concealed magnetic metal tip and three side holes, for adults: 42 in. long, 8 English Catheter Gauge each
 S4152 Ditto .. for children: 30 in. long, 6 English Catheter Gauge each
 S4153 Ditto .. for infants: 30 in. long, 6 English Catheter Gauge each
Children's and Infants' sizes vary only in length of magnet.



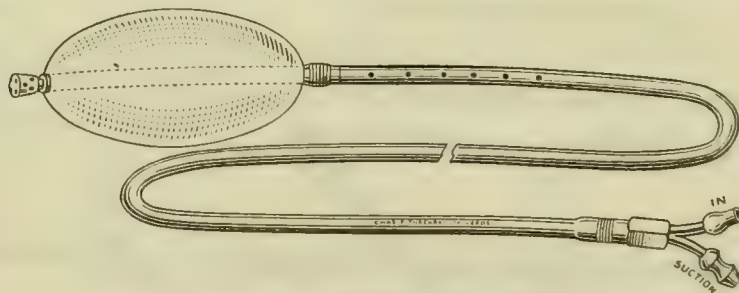
S4154

- S4154 JUTTE'S TUBE, gastro-duodenal lavage, rubber, with metal tip, 30 in. long, 6 English Catheter Gauge each



S4155

- †S4155 LEVIN'S TUBE, gastro-duodenal lavage, for nasal route, rubber, with four side eyes, 30 in. long, sizes: 12, 14 and 16 French Catheter Gauge each
 †S4155A Ditto .. 42 in. long each
 S4155B Ditto .. plastic, clear and orange X-ray opaque, 42 in. long, sizes: 6 to 24 French Catheter Gauge, even sizes only. Unsterile each
 S4155C Ditto .. clear plastic, 42 in. long, sizes: 4 to 10 English Catheter Gauge. Sterile dozen



S4156

- S4156 MILLER-ABBOTT'S TUBE, bi-lumen, intestinal intubation, rubber, with inflating balloon at tip, six side holes and a metal mount, 123 in. long, 16 French Catheter Gauge each
 S4157 Spare Inflating Balloons for above each

†Can be supplied Opaque to X-rays if required, extra.



S4158

- Cat. No. S4158 REHFUSS' TUBE, fractional gastric analysis, rubber, with fenestrated metal tip, 30 in. long, sizes: 6, 8 and 10 English Catheter Gauge each
- S4159 Ditto .. 42 in. long, for duodenum each




S4160

- †S4160 RYLE'S TUBE, fractional gastric analysis, rubber, with concealed metal tip and four side holes, 30 in. long, sizes: 4, 6, 8 and 10 English Catheter Gauge, each
- †S4161 Ditto .. 36 in. and 42 in. long for duodenum each
- S4161A Ditto .. plastic, clear and orange X-ray opaque, 42 in. long, sizes: 6 to 20 French Catheter Gauge. Unsterile each
- S4161B Ditto .. clear plastic, 42 ins. long, sizes: 4 to 10 English Catheter Gauge. Sterile dozen




S4162

- S4162 WANGENSTEEN'S TUBE, intestinal, rubber, with tip opaque to X-ray and nine side eyes, 48 in. long, sizes: 7, 8 and 9 English Catheter Gauge .. each



S4163

- S4163 "HULL PATTERN" NASAL CATHETER, rubber, with whistle tip and six side eyes, graduated, 15 in. long, sizes: 3 to 8 English Catheter Gauge .. each

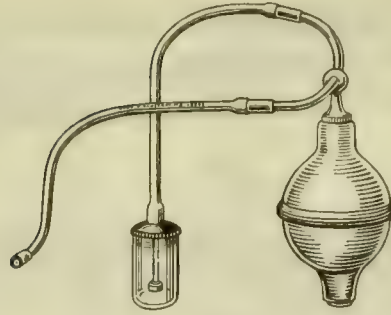


S4164

- S4164 NASAL CATHETER, rubber, with terminal hole, 15 in. long, sizes: 3 to 8 English Catheter Gauge each

†Can be supplied Opaque to X-rays if required, extra.

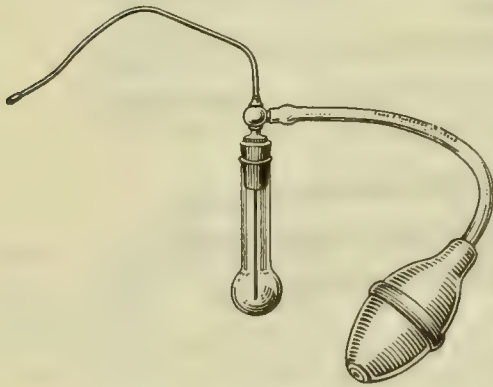
SURGICAL SUNDRIES



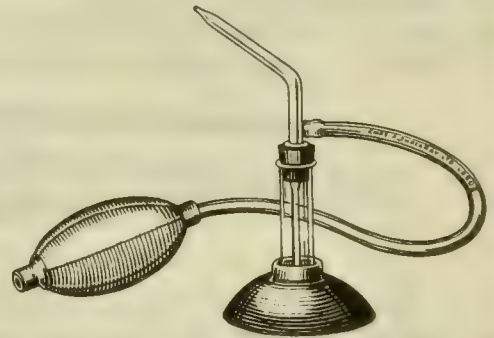
S4166

Cat. No.

- S4166 MACINTOSH'S COCAINE SPRAY, nasal pattern, consisting of: plastic container, rubber tube, and rubber bulb each
- S4167 Ditto .. oral pattern, with wire insert in tube each

Spare Parts: see below.


S4168



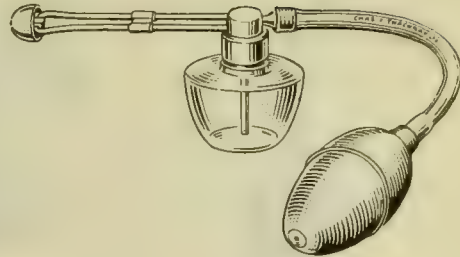
S4169

- S4168 ROWBOTHAM'S COCAINE SPRAY, consisting of: glass container, metal tube and rubber bulb each
- S4169 C.F.T. PATTERN COCAINE SPRAY, consisting of: glass container, glass tube, detachable rubber base and rubber bulb each
- S4170 Spare Glass Tubes for above each
- S4171 Spare Rubber Bulbs for S4166-9 each
- S4171A Ditto .. for S4165 each
- S4171B Spare Glass Containers to fit sprays figs. S4165, S4168-9 each
- S4172 Rubber Base (as shown in fig. S4169) to fit sprays figs. S4165 and S4168, each

NOTE.—The above specifications for Sprays figs. S4166-8 supersede those shown on page G30 of the GENERAL OPERATION section of this catalogue.



S4173



S4174

Cat. No.

- S4173 THE "ATOMIST" SPRAY, for throat and nasal use, for aqueous and light oily solutions, with rubber bulb each
- S4174 THE "ATOMIST" ATOMISER, for general use, for aqueous and oily solutions, with adjustable spray tip, detachable nasal mount and rubber bulb .. each
Spare parts available on request.

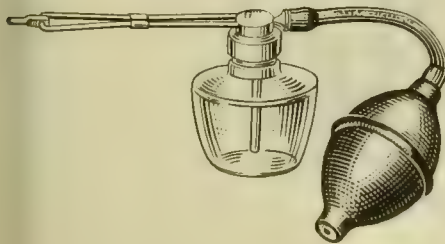


S4175

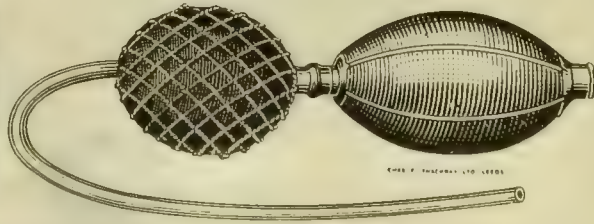


S4176

- S4175 "SIMPLIC" INSUFFLATOR, with aluminium tube and rubber bulb, each
- S4176 RAUCHFUSS' INSUFFLATOR, with curved vulcanite tube and rubber bulb, each
- S4177 Ditto .. with straight tube each



S4178



S4179

- S4178 THE "ATOMIST" INSUFFLATOR, with adjustable tip and rubber bulb, each
Spare parts available on request.
- S4179 DOUBLE BELLOWS, rubber, six sizes: 1 to 6 each



S4183




S4184



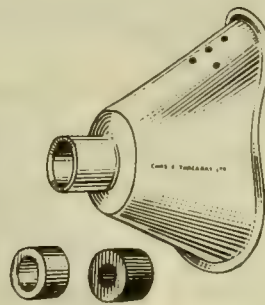
S4185

Cat. No.

- S4183 "LEWLAB" PLASTIC INHALER, model A, complete with nosepiece, plastic facepiece and rubber double bellows each
Easy to operate and clean. Parts of unbreakable plastic. Double bellows ensure continuous flow. Outlet in reservoir for exhaled air. This model should not be sterilized by heat or cleaned with very hot water. Spare parts available on request.
- S4184 "LEWLAB" PLASTIC INHALER, pocket model B, complete with nosepiece and single rubber bulb each
A leakproof inhaler producing a very fine vapour. Easy to operate and clean. Parts of unbreakable plastic. This model should not be sterilized by heat or very hot water. Spare parts available on request.
- S4185 "LEWLAB" GLASS INHALER, pocket model C, with single rubber bulb, each
Constructed on same principle as models A and B, but made of amber glass to prevent decomposition of the solution. Glass reservoir is annealed to withstand heat sterilization. Spare parts available on request.



S4186



S4187

- S4186 "DEEDON" PLASTIC INHALER (Patent No. 569541), complete with single rubber bulb each
For atomisation of all inhalants including penicillin and Brovon Asthma inhalant. Spare parts available on request.
- S4187 PLASTIC FACE MASK, for above, adaptable by means of rubber collars enclosed with face mask each
The above inhaler and mask should not be sterilized by heat or very hot water.

SURGICAL SUNDRIES



S4188



S4190

Cat. No.

- | | | |
|---------|---|----------|
| S4188 | FINGER COTS, rolled, thin rubber, in boxes of twelve | per box |
| S4189 | Ditto .. packed loose, in boxes of one gross | per box |
| S4190 | FINGER STALLS, with flange, Latex rubber, for one finger | each |
| *S4191 | Ditto .. for two fingers | each |
| *S4192 | SURGEONS' GLOVES, rubber, rough or smooth surface finish, sizes: 6, 6½, 7, 7½, 8, 8½, 9, 9½ and 10 | per pair |
| S4192A | Ditto .. Latex rubber, for use in tropics, rough or smooth | per pair |
| *S4193 | OBSTETRICAL GAUNTLETS, rubber, elbow length, rough or smooth surface finish, sizes: 6 to 9 | per pair |
| *S4194 | Ditto .. Latex rubber, rough or smooth | per pair |
| *S4194A | POST MORTEM GLOVES "IMPERIAL" BRAND, without gauntlets, black rubber, smooth or rough finish, sizes 6½, 7, 7½, 8, 8½ | per pair |
| *S4194B | Ditto .. with gauntlets, sizes 6½, 7, 7½, 8, 8½ | per pair |
| *S4195 | RUBBER APRONS, with metal eyelets for tape, colours: red, white and green (<i>when ordering please state overall length and colour required</i>) | each |
| *S4196 | POST MORTEM APRONS, red rubber, with chains, overall length: 50 in. (<i>other sizes on request</i>) | each |
| *S4197 | ANTI-STATIC PROOFED RUBBER APRONS, black, with metal eyelets for tape, overall lengths up to 52 in. (<i>when ordering please state length required</i>), each | |
| *S4198 | Ditto .. LIGHTWEIGHT | each |
| *S4199 | DENBAR PLASTIC APRONS, surgeons', translucent, overall length: 48 in., each | |
| *S4200 | Ditto .. opaque | each |
| *S4201 | Ditto .. women's, translucent, with adjustable strap, overall length: 40 in., each | |
| *S4202 | Ditto .. opaque | each |
| | <i>Spring clips can be fitted to Denbar Aprons at neck and waist, at extra cost.</i> | |
| *S4203 | DENBAR PLASTIC HEAD CAPE, translucent, 36 in. diameter | each |
| *S4204 | DENBAR PLASTIC E.N.T. CAPS, translucent | each |
| *S4205 | CORRUGATED RED RUBBER DRAIN, in sheets, 12 in. by 6 in. | each |

*Not illustrated

SURGICAL SUNDRIES



| | | | | | | | |
|----------|----------------------------|---------|----------|-------|------|----|------|
| Cat. No. | | S4206 | | | | | |
| S4206 | HIGGINSON'S ENEMA SYRINGE, | rubber, | with | bone | pipe | .. | each |
| *S4207 | Ditto .. | with | strainer | valve | .. | .. | each |
| S4208 | Spare Bone Pipes | .. | .. | .. | .. | .. | each |



| | | | | | | | |
|--------|------------------------|----------|---------|----------|--------------------|---------------|-------------|
| | | S4213 | | | | | |
| S4213 | HALF-WELLINGTON BOOTS, | white | rubber, | with | <i>anti-static</i> | <i>rubber</i> | soles for |
| | men, | sizes: 6 | to | 12 | .. | .. | .. per pair |
| *S4214 | Ditto .. | for | women, | sizes: 3 | to | 8 | .. per pair |

NOTE.—Wellington Boots with anti-static soles available in half length ONLY.



| | | | | | | | |
|--------|---------------|--------|--------|--------------------|---------------|--------|--------------------------|
| | | S4217 | | | | | |
| S4217 | CANVAS SHOES, | white, | with | <i>anti-static</i> | <i>rubber</i> | heels, | for men, sizes: 6 to 12, |
| | | | | | | | per pair |
| *S4218 | Ditto .. | for | women, | sizes: 3 | to | 8 | .. per pair |

NOTE.—Half sizes NOT available for figs. S4211-18.
*Not illustrated

SURGICAL SUNDRIES

"PRESSOPLAST"

"Pressoplast" is a Lace Dressing or "Corset" with several important advantages. It enables the wound to be dressed and a dressing rapidly changed without undue disturbance to the patient, thus overcoming the disadvantages of the many-tailed bandage. It gives even support to the wound (especially where this may be insecure) and does not constrict the chest or abdomen. "Pressoplast" is invaluable for applying pressure to closed wounds, for closing incisions without sutures and for the approximation of callous wounds. It is also used after amputations to exert traction on the skin and after goitre operations and those on the jaw. "Pressoplast" saves time, labour and material.

"Pressoplast" consists of a sheet of non-irritant zinc oxide plaster, perforated to allow skin ventilation, along one longitudinal edge being fixed a malleable piece of copper with corset hooks. It adheres firmly to the skin without creeping and when the lace is applied, firm traction is obtained. Once applied, it is allowed to remain *in situ*, the "corset" being undone and the dressing changed as required. Sheets may be easily cut to the size required according to the length of the incision.

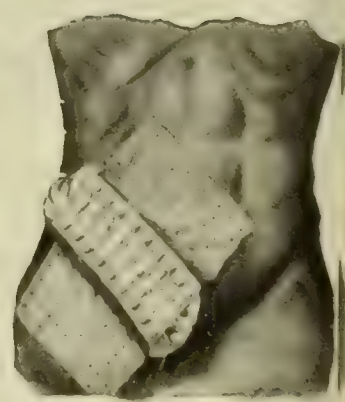
There are two standard sizes: 12 in. by 5 in. and 12 in. by 10 in., as specified on opposite page.




Operation for Appendicitis with
unclosed Incision (1st stage of
dressing)




Operation for Appendicitis with
unclosed Incision (2nd stage of
dressing)



Operation for Appendicitis with
unclosed Incision (3rd stage of
dressing)




Strapping for Surface Tension
in unsutured Amputation.



A



B



C

S4219-22

†Laparotomy 'Corsets':

"We find the ready-made abdominal laparotomy 'corsets' supplied by Messrs. Thackray, of Leeds, exceedingly valuable.

"If the 'corset' is cut as shown (Fig. A), it can be adapted to the contour of the abdomen; Fig. B: this shows the appearance of the 'corset' after cutting. The adhesive surface is applied evenly to the lateral abdominal wall and held until it has adhered firmly; Fig. C: the 'corset' in use. In certain cases—for instance, in a very stout patient or when the wound is transverse—it will be found that the 'corsets' fit much better and are more comfortable if they are cut every three or four inches. Cutting the 'corsets' makes them more pliable and enables them to be fitted to an uneven contour. In order to avoid an explanation of the method of cutting, reference to Figs. A, B and C will make the procedure quite clear."

†Reprinted by kind permission of Mr. Hamilton Bailey, F.R.C.S., Editor of "Pye's Surgical Handicraft" and of the publishers, Messrs. John Wright & Sons, Ltd., Bristol.

Cat. No.

- | | | |
|-------|---|-----------|
| S4219 | No. 1 Size, measuring 12 in. by 5 in., each sheet complete with "corset" lace, | |
| | | per sheet |
| S4220 | Ditto .. in boxes of 10 sheets | per box |
| S4221 | No. 2 Size, measuring 12 in. by 10 in., each sheet complete with "corset" lace, | |
| | | per sheet |
| S4222 | Ditto .. in boxes of 5 sheets | per box |

SURGICAL SUNDRIES

DRESSINGS

†OPTULLE BRAND PARAFFIN GAUZE, B.P.C., is open mesh gauze, impregnated with Balsam of Peru in petroleum jelly base, prepared under aseptic conditions and heat sterilized after packing in the containers. It is subject to stringent laboratory control before issue.

Optulle dressings are non-adherent and easily removed without pain or injury to fragile, healing tissues. Optulle dressings do not require frequent changing.

Applications:

Burns, Scalds, Septic Wounds, Plastic Surgery, Ulceration, Excoriations, Abrasions, Cuts, Grazes, Mild Skin Infections and Impetigo.

Cat. No.

| | | |
|--------|---|---------|
| S4223 | Packed in tins containing 5 pieces | per tin |
| S4224 | Ditto .. in tins containing 10 pieces | per tin |
| S4225 | Ditto .. in tins containing 24 pieces | per tin |
| S4226 | Ditto .. in tins containing 36 pieces | per tin |
| S4227 | Ditto .. in tins containing a <i>continuous strip</i> approx. 8 in. by 5 yds., | per tin |
| S4228 | Ditto .. in tins containing a <i>continuous strip</i> approx. 3½ in. by 8 yds., | per tin |
| S4229 | Packed in card boxes containing 12 pieces approx. 3½ in. by 3½ in. .. | per box |
| †S4230 | PENICILLIN TULLE (Optulle Brand), sterile, packed in tins containing 10 pieces approx. 3½ in. by 3½ in. | per tin |

†Fully descriptive leaflet, available on request.

| | | |
|--------|---|----------|
| S4231A | TUBULAR BANDAGE, size 01, for small fingers or toes, in 25 yard rolls, | per roll |
| S4232B | Ditto .. size 12, Infants' hands and feet | per roll |
| S4233C | Ditto .. size 34, Adults' small hands, arms and feet | per roll |
| S4234D | Ditto .. size 56, Adults' arms, lower legs, small thighs and small heads, | per roll |
| S4234E | Ditto .. size 78, Adults' legs, thighs and heads | per roll |
| S4234F | Applicators for above size 0 for 01 Gauze | each |
| S4234G | Applicators sizes 1 and 2 for 12 Gauze | each |
| S4234H | Ditto .. sizes 3 and 4 for 34 Gauze | each |
| S4234K | Ditto .. sizes 5 and 6 for 56 Gauze | each |
| S4234L | Ditto .. sizes 7 and 8 for 78 Gauze | each |

SULPHONA-TULLE (Optulle Brand) is open mesh gauze containing the optimum content of sulphanilamide (10%) in a stable water-in-oil emulsion, a form in which it may readily be absorbed. The dressings are non-adherent and may consequently be removed painlessly and without bleeding. The open mesh character of the Tulle ensures adequate drainage in the treatment of infected wounds.

Applications:

Infected Burns, Wounds, Skin Conditions and Varicose Ulcers.

Cat. No.

| | | |
|-------|---|---------|
| S4236 | SULPHONA-TULLE (Optulle Brand), packed in tins containing one continuous strip approx. 3½ in. by 5 yds. | per tin |
|-------|---|---------|

Fully descriptive leaflet available on request.

SULPHATHIAZOLE TULLE (Optulle Brand) is open mesh gauze impregnated with a yellow soft paraffin base containing 5% Sulphathiazole.


Applications:

As for Sulphona-Tulle.

| | | |
|--------|---|---------|
| †S4237 | Packed in card boxes containing 12 pieces approx. 3½ in. by 3½ in. .. | per box |
| S4238 | Ditto .. in tins containing 5 pieces | per tin |
| S4239 | Ditto .. in tins containing 10 pieces | per tin |
| S4240 | Ditto .. in tins containing 36 pieces | per tin |

| | | |
|--------|--|--------------|
| S4240A | STOCKINETTE, sizes 2 in., 2½ in., 3 in., 4 in., 6 in., 8 in., 10 in. and 12 in. wide | per 12 yards |
|--------|--|--------------|

†Each piece in separate envelope.



 **Davis & Geck**
REGD.

SURGILOPE SP[†]

GAMMA-IRRADIATED STERILE CATGUT and ATRAUMATIC NEEDLE SUTURES

Tensile strength considerably in excess of BP. standards

SURGILOPE SP[†] Packaging offers:

Reduction of Storage Space

Compact carton contains twelve sterilised sutures individually packed ready for immediate use.

Elimination of Glass Hazards

Double plastic envelopes of laminate of polyethylene and polyester.

Time saving

Transparent envelopes can be opened without the use of instruments and give immediate positive identification of the product.

Economy

Inner envelopes if not used can be resterilized in either D. & G. "HIBITANE"* or Formaldehyde and similar storage fluids.

See pages 928 to 932 for DETAILED PRODUCT LIST.

[†]Registered Trade Mark. *Trade Mark of I.C.I. Ltd.

SURGICAL SUNDRIES
LIGATURE AND SUTURE MATERIALS



Davis & Geck

FLEXON*

multistrand stainless steel sutures

Manufactured from extremely fine soft-tempered steel filaments, twisted to form a suture which handles like silk, for use in surgical procedures where non-absorbable sutures of exceptional strength are required.

FLEXON offers the following specific advantages:

- Freedom from kinking, giving easier handling and tying.
- Greater flexibility than conventional multistrand wire sutures.
- Exceptional strength and durability, permitting use of very fine sizes.
- High resistance to fragmentation.
- An almost complete absence of tissue reaction.
- Non-magnetic and non-corrosive in all tissues.

Packed in compact cartons containing 12 sutures, each in SURGILOPE SP† double plastic envelope, sterilized ready for use.

| Product No. | Gauge | Length | Needle Description |
|-------------|-------|--------|---|
| 12533-43 | 3-0 | 27 in. | 26 mm. half circle reverse cutting |
| 12533-53 | 2-0 | 27 in. | 26 mm. half circle reverse cutting |
| 12535-63 | 0 | 27 in. | 48 mm. half circle reverse cutting |
| 12536-43 | 3-0 | 27 in. | 37 mm. half circle reverse cutting |
| 12543-33 | 4-0 | 18 in. | 19 mm. curved reverse cutting |
| 12548-23 | 5-0 | 27 in. | 20 mm. half circle round bodied |
| 12548-33 | 4-0 | 27 in. | 20 mm. half circle round bodied |
| 12553-23 | 5-0 | 27 in. | 25 mm. half circle round bodied |
| 12553-33 | 4-0 | 27 in. | 25 mm. half circle round bodied |
| 12553-43 | 3-0 | 27 in. | 25 mm. half circle round bodied |
| 12554-43 | 3-0 | 27 in. | 37 mm. half circle round bodied |
| 12554-53 | 2-0 | 27 in. | 37 mm. half circle round bodied |
| 12555-43 | 3-0 | 27 in. | 37 mm. half circle round bodied stout |
| 12555-53 | 2-0 | 27 in. | 37 mm. half circle round bodied stout |
| 12555-63 | 0 | 27 in. | 37 mm. half circle round bodied stout |
| 12562-43 | 3-0 | 18 in. | 24 mm. curved reverse cutting |
| 12562-53 | 2-0 | 18 in. | 24 mm. curved reverse cutting |
| 12564-53 | 2-0 | 18 in. | 30 mm. curved reverse cutting |
| 12564-63 | 0 | 18 in. | 30 mm. curved reverse cutting |
| 12568-23 | 5-0 | 18 in. | 25 mm. straight cutting double armed |
| 12570-33 | 4-0 | 27 in. | 64 mm. straight cutting |
| 12570-43 | 3-0 | 27 in. | 64 mm. straight cutting |
| 12570-53 | 2-0 | 27 in. | 64 mm. straight cutting |

*Trademark. †Registered Trademark.

SURGICAL SUNDRIES

LIGATURE AND SUTURE MATERIALS

NYLON SUTURE MATERIAL

(non-absorbable)

DESCRIPTION AND USES, ETC.

PRESERVATION:

Nylon surgical sutures may be stored preferably in a germicidal solution of 0.1 per cent mercuric iodide, dissolved in either water or industrial methylated spirit.

RE-STERILIZATION

The sutures withstand repeated sterilization three or four times.

WARNING:

Nylon sutures are incompatible with Carbolic Acid and all its homologues, and must not therefore be stored in any solution containing such antiseptics. This includes Lysol, and all the chlorinated phenol proprietary preparations.

DYES:

The material is dyed in a range of extremely fast colours by a patented process of Imperial Chemical Industries Limited.

STERILIZATION:

Nylon surgical sutures may be sterilized by boiling in water, or autoclaving up to 27 lb. steam pressure per sq. in.

Nylon is a synthetic polyamide which may be formed into filaments characterised by great toughness, elasticity and strength. Nylon sutures have the following advantages:

- Non-capillary.
- High tensile strength, even when wet.
- Uniform calibre of every strand.
- Uniformity in sizes and between sizes.
- Easy removal from tissue due to exceptional smoothness.
- Distinctive colours which remain fast in boiling water.
- Non-irritant to tissues.

The perfect skin and tension suture material. Nylon Monofilaments are supplied in 14 in. and 40 in. lengths and are within the limits of diameters set out below.

Each size is supplied in one colour only.

MONOFILAMENT NYLON, dyed, in 14 in. or 40 in. lengths, packets of 100 strands.

| 14 in. lengths Cat. No. | 40 in. lengths Cat. No. | B.P.C. Sizes | Diameter in inches | Colour |
|----------------------------|----------------------------|-----------------|-----------------------|--------|
| S 4244 | S 4244 A | 5-0 | ·004 to ·006 | Black |
| S 4245 | S 4245 A | 4-0 | ·006 to ·008 | Blue |
| S 4246 | S 4246 A | 3-0 | ·008 to ·010 | Purple |
| S 4247 | S 4247 A | 2-0 | ·010 to ·013 | Black |
| S 4249 | S 4249 A | 0 | ·013 to 0·16 | Blue |
| S 4250 | S 4250 A | 1 | ·016 to ·019 | Purple |
| S 4251 | S 4251 A | 2 | ·019 to ·022 | Black |


S 4252 FINLAYSON'S BRAIDED NYLON, green, 100 yds. on a spool.

| B.P.C. Size | 5-0 | 4-0 | 3-0 | 2-0 | 0 | 1 | 2 | 3 | 4 | 5 |
|---------------------------------|-----|-----|-----|-----|---|---|----|----|----|----|
| Approx. breaking strain in lbs. | 1 | 2 | 3 | 4½ | 6 | 9 | 12 | 15 | 20 | 24 |

Size Cards for Monofilament Nylon and Braided Nylon available on request.

SURGICAL SUNDRIES

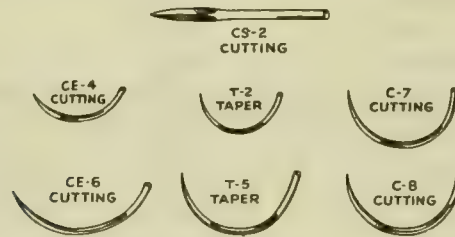
LIGATURE AND SUTURE MATERIALS



S4254

| | | | | | |
|----------|--|----|----|-----------|--|
| Cat. No. | | | | | |
| S4254 | CHINESE TWIST SILK, white, sizes: 4/0 to 8, in <i>hanks</i> of 2 drams | .. | .. | per hank | |
| S4255 | Ditto .. black | .. | .. | per hank | |
| S4256 | Ditto .. 2 drams on a <i>reel</i> , white, sizes: 4/0 to 8 | .. | .. | per reel | |
| S4257 | Ditto .. black | .. | .. | per reel | |
| S4258 | Ditto .. extra fine, white, for Ophthalmic Work | .. | .. | per reel | |
| S4259 | Ditto .. black | .. | .. | per reel | |
| †S4260 | Ditto .. coloured, for Radium Work: green, yellow, red, orange, violet and blue, | | | per reel | |
| S4261 | SILK, PLAITED, white, sizes: 00 to 18, in 12-yd. <i>hanks</i> | .. | .. | per hank | |
| S4262 | Ditto .. black | .. | .. | per hank | |
| S4263 | Ditto .. 1½ drams on a <i>reel</i> , white | .. | .. | per reel | |
| S4264 | Ditto .. black | .. | .. | per reel | |
| †S4265 | Ditto .. coloured, for Radium Work: green, yellow, red, orange, violet and blue, | | | per reel | |
| S4266 | SUTURE SILK, black, braided (non-capillary and serum proof) sizes: 5/0 to 4 U.S.P. (approx. equivalent to British Catgut sizes), 25 yds. on a spool, per spool | .. | .. | per spool | |
| S4267 | TERYLENE, black or white braided (non-capillary and serum-proof), high breaking strain, sizes: 5/0 to 2, 25 yds. on a spool | .. | .. | per spool | |
| S4268 | BARBOUR'S LINEN THREAD, white, sizes: 12, 14, 16 to 22; 25, 30, 35 to 80; 90, 100, 110 to 160, 2 oz. on a reel | .. | .. | per reel | |
| S4269 | Ditto .. black | .. | .. | per reel | |
| S4270 | SILK FLOSS, sterilized, 5 yds. per tube, in boxes of three tubes | .. | .. | per box | |

†Minimum quantity: 4 doz. reels of a colour.



S4272-3

S4272 DAVIS & GECK SURGALOY SUTURE WIRE, 20 in., stainless steel, swaged-on Atraumatic (Regd.) Needles, sterilized, in hermetically sealed glass tubes, in boxes of twelve tubes of a kind.

On MONOSTRAND Wire:

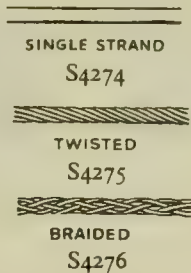
| <i>Surgical Use:</i> | Product No. | Needle | U.S.P. Size | Per Box |
|---|-------------|--------|-------------|---------|
| Bone | 1801 | CS-2 | 0 | |
| Plastic | 1803 | CE-4 | 6/0 | |
| Nerve | 1804 | T-2 | 6/0 | |
| Fascia, Hernia, Kidney, Peritoneum, Tendon, Thorax, Thyroid, Ureter | 1805 | T-5 | 5/0 | |
| Cleft Palate and Harelip | 1806 | C-7 | 4/0 | |
| Skin | 1808 | CE-6 | 4/0 | |
| Tension | 1809 | C-8 | 000 | |

†S4273 On MULTISTRAND Wire

| | | | | |
|---|------------|------|----------|--|
| Plastic | 1813 | CE-4 | 5/0 | |
| Fascia, Hernia, Kidney, Peritoneum, Tendon, Thorax, Thyroid, Ureter | 1815 | T-5 | 5/0, 000 | |
| Tension | 1819 | C-8 | 000 | |

†Available unsterilized on reels: page S773.

LIGATURE AND SUTURE MATERIALS



S4274-6

Cat. No.

- S4274 SUTURE WIRE, annealed stainless steel, single strand, sizes: 18 to 47 S.W.G., 1 oz. on a reel each
- S4275 Ditto .. Twisted, sizes: 18 to 40 S.W.G. (overall diameter) 12 ft. on reels, each
- S4276 Ditto .. Braided, sizes: 18 to 40 S.W.G. (overall diameter) 12 ft. on reels, each

S.W.G.= Standard Wire Gauge.

TABLE FOR S.S. SUTURE WIRE



| S.W.G. Overall | Overall Diameter | | S4274 Single Per Reel | S4275 Twisted Per Reel | S4276 Braided Per Reel | S.W.G. Overall | Diameter Overall | | S4274 Single Per Reel | S4275 Twisted Per Reel | S4276 Braided Per Reel |
|----------------|------------------|------|-----------------------|------------------------|------------------------|----------------|------------------|------|-----------------------|------------------------|------------------------|
| | in. | mm. | s. d. | s. d. | s. d. | | in. | mm. | s. d. | s. d. | s. d. |
| 18 | .048 | 1.2 | | | | 34 | .0092 | .233 | | | |
| 20 | .036 | .9 | | | | 35 | .0084 | .213 | | | |
| 21 | .032 | .813 | | | | 36 | .0076 | .193 | | | |
| 22 | .028 | .711 | | | | 37 | .0068 | .172 | | | |
| 23 | .024 | .610 | | | | 38 | .0060 | .152 | | | |
| 24 | .022 | .559 | | | | 39 | .0052 | .132 | | | |
| 25 | .020 | .508 | | | | 40 | .0048 | .121 | | | |
| 26 | .018 | .457 | | | | 41 | .0044 | .112 | | not made | not made |
| 27 | .0164 | .416 | | | | 42 | .0040 | .101 | | " | " |
| 28 | .0148 | .375 | | | | 43 | .0036 | .091 | | " | " |
| 29 | .0136 | .345 | | | | 44 | .0032 | .081 | | " | " |
| 30 | .0124 | .315 | | | | 45 | .0028 | .071 | | " | " |
| 31 | .0116 | .294 | | | | 46 | .0024 | .061 | | " | " |
| 32 | .0108 | .274 | | | | 47 | .0020 | .050 | | " | " |
| 33 | .0100 | .254 | | | | | | | | | |

*S4277 DAVIS & GECK SURGALOY SUTURE WIRE, stainless steel, Multistrand, sizes: 6/0 to 0, in packages of ten reels, 190 in. on a reel (unsterilized). Product No. 70 per pkt.

*Not illustrated

SURGICAL SUNDRIES

LIGATURE AND SUTURE MATERIALS



S4279

DAVIS & GECK SURGALLOY (Regd.) MESH is 50 x 50 mesh made from an 18-8 stainless steel monostrand wire, 0.003 in. in diameter. It is supplied in sheets 6 x 12 in., sufficient for two large hernia operations.

Previous to surgical use, the mesh should be cleaned with soap and water and rinsed in water and alcohol. The mesh is then sterilized by boiling or autoclaving.

The size of the Surgaloy Mesh to be used in any surgical reconstructive procedure is determined by the size of the defect to be covered, plus a liberal extension on either side for secure anchorage to strong white fascia. Dissection should be done with this fundamental concept in mind to ensure success of the surgical procedure.

After the size of the piece of mesh to be implanted has been determined, enough extra area should be allowed to fold over the edges a distance of about $\frac{3}{16}$ to $\frac{7}{16}$ in. This avoids sharp ends along the edges of the implanted mesh and provides a double thickness of mesh through which to suture. In trimming or cutting stainless steel mesh, †Jonas states that the line of division should parallel a single strand of wire. Old surgical scissors may be used. Loose strands should be cut off, not pulled out.

Surgaloy Mesh should be sutured in place with Surgaloy stainless steel sutures, either monostrand or multi-strand. These are available with or without Atraumatic (Regd.) Needles. See page S772.

The advantages of Surgaloy stainless steel mesh are those which are inherent in the material itself, namely:

Resists Fragmentation: while any metallic mesh may fragment if subjected to excessive and continuous bending, Surgaloy stainless steel mesh is an alloy especially resistant to "work hardening".

Exceptional Strength: one of the notable features of stainless steel is its exceptional strength. In the surgical application of stainless steel mesh, this property is particularly important because of its use to reinforce weakened supportive structures.

Flexibility: the ease with which Surgaloy Mesh may be shaped and its ready flexibility conforming to body surfaces make Surgaloy Mesh an ideal material with which to work.

Completely Inert: Surgaloy stainless steel mesh is inert, resistant to corrosion in body tissues, almost completely free from tissue reaction, non-magnetic and electro-passive in tissue fluids alone or associated with tantalum.

Appropriate Size: the mesh size is such that it allows granulations to grow into a sheet incorporating the whole with the surrounding tissues.


Cat. No.

S4279 DAVIS & GECK SURGALLOY MESH, 6 by 12 in., 50 x 50 mesh, wire diameter 0.003 in. Packed flat, one sheet to an envelope. Product No. 71 . . . per sheet

†Jonas, K.C., "Stainless Steel Cloth as an Internal Prosthesis", *Arch. Surg.* 60:1205-17 (June 1950).

Fully descriptive leaflet available on request.


SUTURE NEEDLES



S4280-1

S4282-3

- | | | | | | |
|----------|--|----|----|----|-------------|
| Cat. No. | | | | | |
| S4280 | SUTURE NEEDLES, triangular points (cutting), straight, carbon steel, twenty sizes: 1 to 20, in packets of six of a size | .. | .. | .. | .. per pkt. |
| S4281 | Ditto .. stainless steel .. | .. | .. | .. | .. per pkt. |
| S4282 | SUTURE NEEDLES, triangular points (cutting), half-curved, carbon steel, twenty sizes: 1 to 20, in packets of six of a size | .. | .. | .. | .. per pkt. |
| S4283 | Ditto .. stainless steel .. | .. | .. | .. | .. per pkt. |




S4284-5

- | | | | | | |
|-------|---|----|----|----|-------------|
| S4284 | SUTURE NEEDLES, triangular points (cutting), curved, carbon steel, twenty sizes: 1 to 20, in packets of six of a size | .. | .. | .. | .. per pkt. |
| S4285 | Ditto .. stainless steel .. | .. | .. | .. | .. per pkt. |

SURGICAL SUNDRIES

SUTURE NEEDLES




S4286-7

Cat. No.

S4286 SUTURE NEEDLES triangular points (cutting) half-circle, carbon steel, twenty sizes: 1 to 20, in packets of six of a size . . . per pkt.

S4287 Ditto .. stainless steel per pkt.



S4288-9

S4288 SUTURE NEEDLES, fine, triangular points (cutting), straight, carbon steel, thirteen sizes: 1 in. to 4 in., in packets of six of a size . . . per pkt.


S4289 Ditto .. stainless steel per pkt.

SURGICAL SUNDRIES

SUTURE NEEDLES

S

777



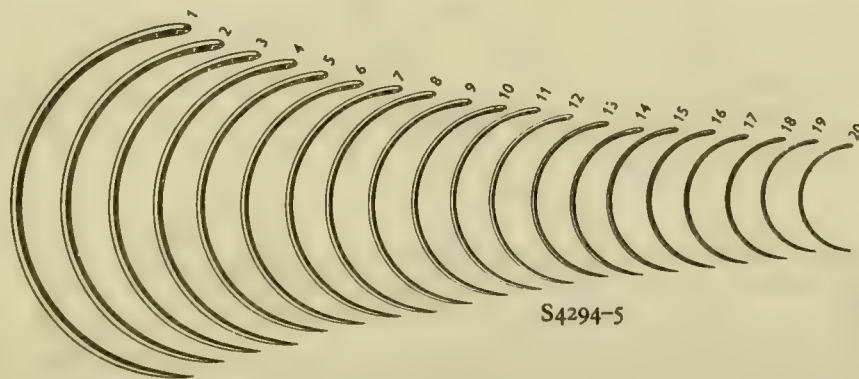
S4290-1



S4293-3

Cat. No.

| | | | | | | | |
|-------|--|----|----|----|----|----|----------|
| S4290 | SUTURE NEEDLES, round bodied, straight , <i>carbon steel</i> , twenty sizes: 1 to 20, in packets of six of a size | .. | .. | .. | .. | .. | per pkt. |
| S4291 | Ditto .. <i>stainless steel</i> .. | .. | .. | .. | .. | .. | per pkt. |
| S4292 | SUTURE NEEDLES, round bodied, curved , <i>carbon steel</i> , twenty sizes: 1 to 20, in packets of six of a size | .. | .. | .. | .. | .. | per pkt. |
| S4293 | Ditto .. <i>stainless steel</i> .. | .. | .. | .. | .. | .. | per pkt. |

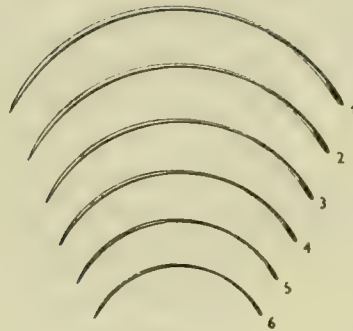


S4294-5

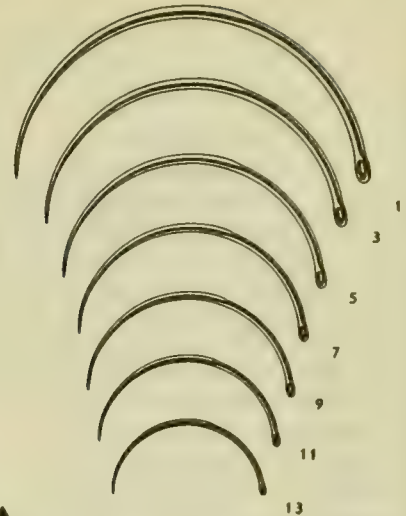
| | | | | | | | |
|-------|---|----|----|----|----|----|----------|
| S4294 | SUTURE NEEDLES, round bodied, half-circle , <i>carbon steel</i> , twenty sizes: 1 to 20, in packets of six of a size | .. | .. | .. | .. | .. | per pkt. |
| S4295 | Ditto .. <i>stainless steel</i> .. | .. | .. | .. | .. | .. | per pkt. |

SURGICAL SUNDRIES

SUTURE NEEDLES



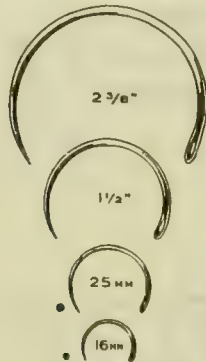
S4296



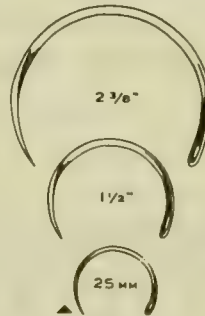
S4297 & S4300

Cat. No.

| | | | | | | | |
|--------|--|----|----|----|----|----|----------|
| †S4296 | SUTURE NEEDLES, Abscission, carbon steel, six sizes: 1 to 6, in packets of six of a size | .. | .. | .. | .. | .. | per pkt. |
| S4297 | BONNEY'S SUTURE NEEDLES, half-circle, carbon steel, seven sizes: 1 to 13, in packets of six of a size | .. | .. | .. | .. | .. | per pkt. |
| *S4298 | Ditto .. curved | .. | .. | .. | .. | .. | per pkt. |
| *S4299 | Ditto .. straight | .. | .. | .. | .. | .. | per pkt. |
| S4300 | BONNEY'S SUTURE NEEDLES, half-circle, stainless steel, seven sizes: 1 to 13, in packets of six of a size | .. | .. | .. | .. | .. | per pkt. |
| *S4301 | Ditto .. curved | .. | .. | .. | .. | .. | per pkt. |
| *S4302 | Ditto .. straight | .. | .. | .. | .. | .. | per pkt. |



S4303



S4304



S4305

| | | |
|-------|--|----------|
| S4303 | DENIS BROWNE'S SUTURE NEEDLES, round points, carbon steel, four sizes: 16 mm., 25 mm., 1 1/2 in. and 2 3/8 in., in packets of six of a size .. | per pkt. |
| S4304 | Ditto .. triangular points, three sizes: 25 mm., 1 1/2 in. and 2 3/8 in. .. | per pkt. |
| S4305 | Ditto .. probe-points, size 2 3/8 in. .. | per pkt. |


Denis Browne's Suture Needles are fully curved, and are based on the idea that nearly every surgical stitch, when tied, approximates closely to a circle. In consequence, the more closely the actual track of the needle corresponds to this the more evenly will tension be applied to the tissues. The shafts are flattened as far as possible to the point so as to prevent rotation of the needle when in the holder.

†Stainless steel on request.

*Not illustrated

SURGICAL SUNDRIES

SUTURE NEEDLES



S4306

S4308

- | | | | | | | | |
|----------|--|----|----|----|----|----|----------|
| Cat. No. | | | | | | | |
| S4306 | CARRELL'S SUTURE NEEDLES, Arterial, curved, carbon steel, one size: 20 mm., in packets of six | .. | .. | .. | .. | .. | per pkt. |
| *S4307 | Ditto .. straight | .. | .. | .. | .. | .. | per pkt. |
| †S4308 | COLT'S SUTURE NEEDLES, Tension, carbon steel, three sizes: 3 in., 3 1/2 in. and 4 in., in packets of six of a size | .. | .. | .. | .. | .. | per pkt. |

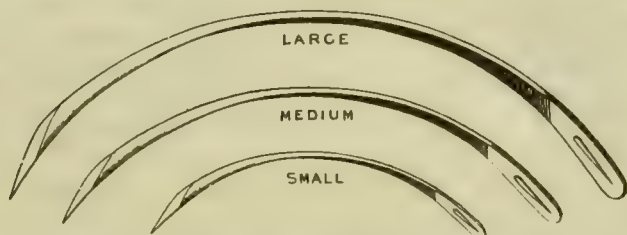


S4309

S4310

S4311

- | | | | | | | | |
|--------|--|----|----|----|----|----|----------|
| †S4309 | COWELL'S SUTURE NEEDLES, Ventral Hernia, carbon steel, in packets of six | .. | .. | .. | .. | .. | per pkt. |
| †S4310 | Ditto .. Inguinal Hernia | .. | .. | .. | .. | .. | per pkt. |
| †S4311 | Ditto .. Femoral Hernia | .. | .. | .. | .. | .. | per pkt. |



S4312


- | | | | | | | | |
|-------|--|----|----|----|----|----|----------|
| S4312 | DOYEN'S SUTURE NEEDLES, Uterine, carbon steel, three sizes: small, medium and large, in packets of six of a size | .. | .. | .. | .. | .. | per pkt. |
|-------|--|----|----|----|----|----|----------|

†Stainless steel on request.

*Not illustrated

SURGICAL SUNDRIES

SUTURE NEEDLES




S4313-4



S4315-6

Cat. No.

- S4313 SUTURE NEEDLES, Eye, **half-curved**, *carbon steel*, six sizes: 1 to 6, in packets of six of a size per pkt.
- S4314 Ditto .. *stainless steel* per pkt.
- S4315 SUTURE NEEDLES, Eye, **curved**, *carbon steel*, six sizes: 1 to 6, in packets of six of a size per pkt.
- S4316 Ditto .. *stainless steel* per pkt.



S4317



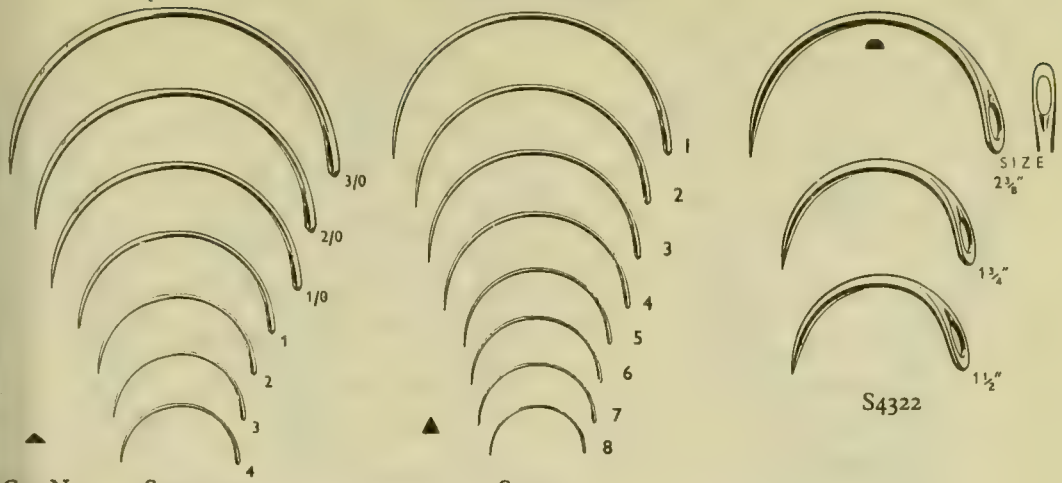
S4318

- †S4317 FERGUSSON'S SUTURE NEEDLES, **round points**, *carbon steel*, thirteen sizes: 1 to 13, in packets of six of a size per pkt.
- †S4318 FERGUSSON'S SUTURE NEEDLES, **triangular points**, *carbon steel*, thirteen sizes: 1 to 13, in packets of six of a size per pkt.

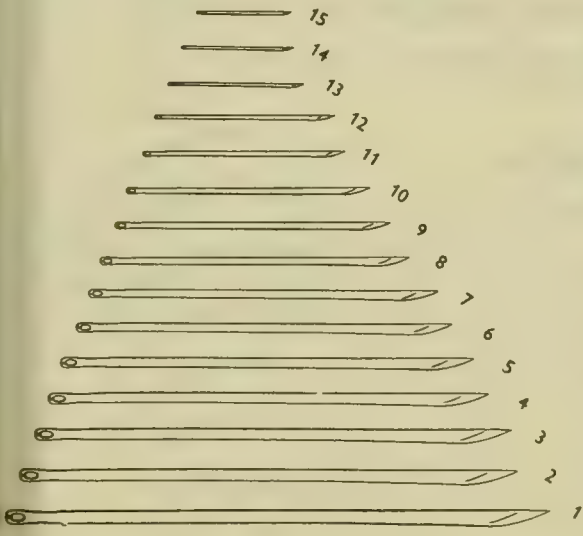
†*Stainless steel on request.*

SURGICAL SUNDRIES

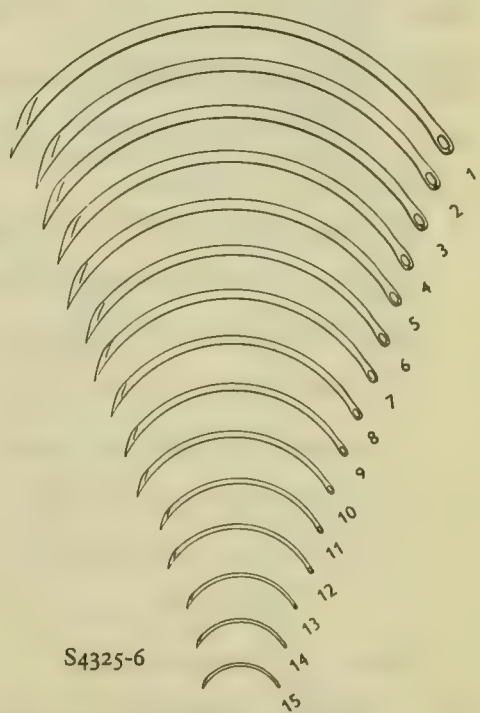
SUTURE NEEDLES



| | |
|--|--------------|
| <p>Cat. No. S4319-20</p> <p>S4319 SUTURE NEEDLES, Fistula, half-circle, carbon steel, seven sizes: 3/0 to 4, in packets of six of a size per pkt.</p> <p>S4320 Ditto .. stainless steel per pkt.</p> <p>S4321 SUTURE NEEDLES, Fistula, fine, half-circle, carbon steel, eight sizes: 1 to 8, in packets of six of a size per pkt.</p> <p>S4322 GALLIE'S SUTURE NEEDLES, for Fascia, carbon steel, three sizes: small, medium and large, in packets of six of a size per pkt.</p> | <p>S4321</p> |
|--|--------------|



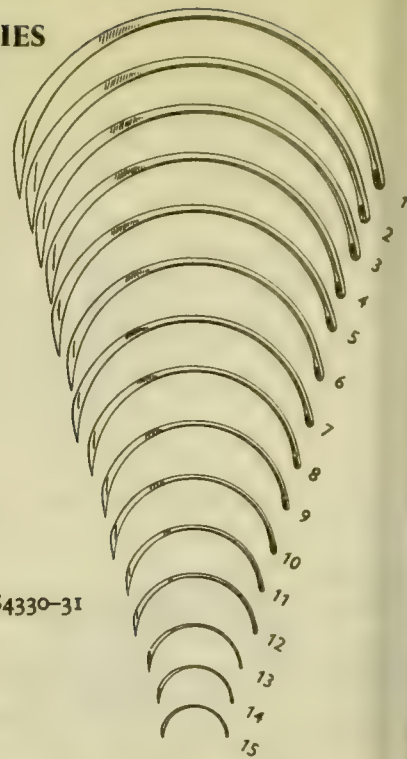
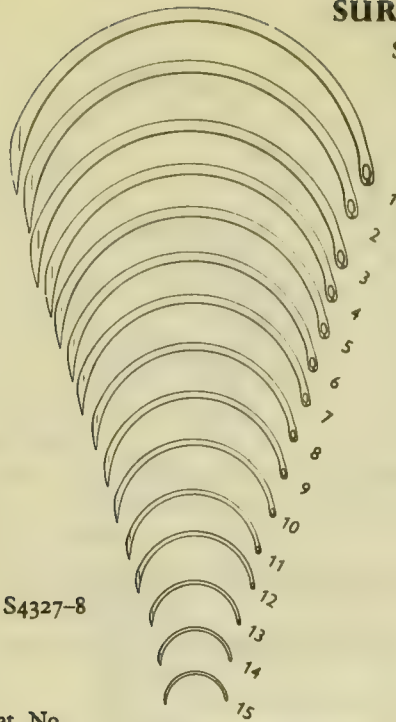
S4323-4



S4325-6

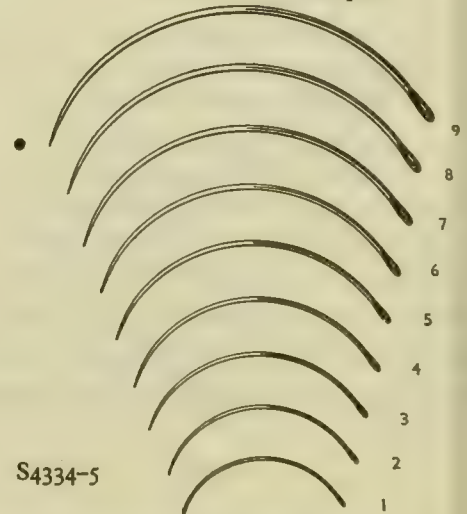

| |
|---|
| <p>S4323 HAGEDORN'S SUTURE NEEDLES, straight, carbon steel, fifteen sizes: 1 to 15, in packets of six of a size per pkt.</p> <p>S4324 Ditto .. stainless steel, sizes 4-10 only per pkt.</p> <p>S4325 HAGEDORN'S SUTURE NEEDLES, 3/8 circle, carbon steel, fifteen sizes: 1 to 15, in packets of six of a size per pkt.</p> <p>S4326 Ditto .. stainless steel, sizes 4-10 only per pkt.</p> |
|---|

SURGICAL SUNDRIES
SUTURE NEEDLES



Cat. No.

- | | | |
|-------|--|----------|
| S4327 | HAGEDORN'S SUTURE NEEDLES, half-circle, carbon steel, fifteen sizes: 1 to 15, in packets of six of a size | per pkt. |
| S4328 | Ditto .. stainless steel | per pkt. |
| S4329 | HAGEDORN'S SUTURE NEEDLES, $\frac{3}{8}$ circle, carbon steel, one size: $4\frac{1}{2}$ in., in packets of six | per pkt. |
| S4330 | HAGEDORN'S REVERSED SUTURE NEEDLES, half-circle, carbon steel, fifteen sizes: 1 to 15, in packets of six of a size | per pkt. |
| S4331 | Ditto .. stainless steel | per pkt. |

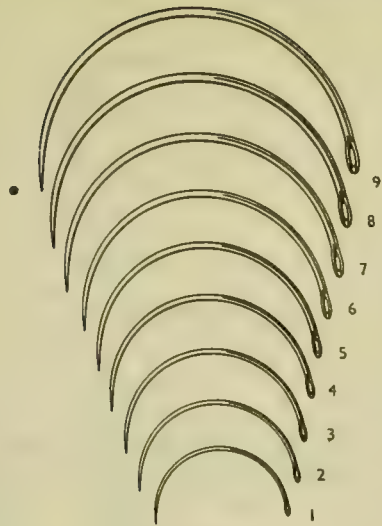


- | | | |
|-------|---|----------|
| S4332 | SUTURE NEEDLES, Intestinal, straight, carbon steel, nine sizes: 1 to 9, in packets of six of a size | per pkt. |
| S4333 | Ditto .. stainless steel | per pkt. |
| S4334 | SUTURE NEEDLES, Intestinal, curved, carbon steel, nine sizes: 1 to 9, in packets of six of a size | per pkt. |
| S4335 | Ditto .. stainless steel | per pkt. |

*Not illustrated

SURGICAL SUNDRIES

SUTURE NEEDLES

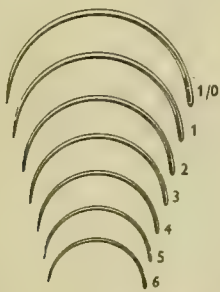


S4338



S4339

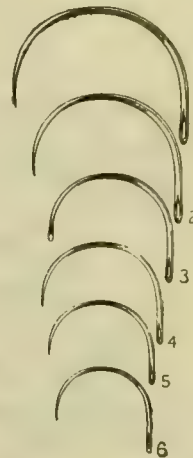
- Cat. No. S4336-7
- S4336 SUTURE NEEDLES, *Intestinal, half-circle, carbon steel*, nine sizes: 1 to 9, in packets of six of a size per pkt.
- S4337 Ditto .. *stainless steel* per pkt.
- S4338 JAMESON'S SUTURE NEEDLES, *Strabismus, carbon steel*, one size, in packets of six per pkt.
- S4339 KALT'S SUTURE NEEDLES, *Corneal, carbon steel*, one size, in packets of six, per pkt.



S4340



S4341



S4342

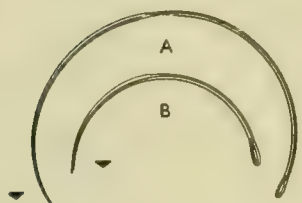
- S4340 KELLY'S SUTURE NEEDLES, *Intestinal, carbon steel*, seven sizes: 1/0 to 6, in packets of six of a size per pkt.
- S4340A Ditto .. *stainless steel* per pkt.
- S4341 Ditto .. *oblique*, four sizes: 1 to 4 per pkt.
- S4342 Ditto .. *Gynaecological*, six sizes: 1 to 6 per pkt.

SURGICAL SUNDRIES

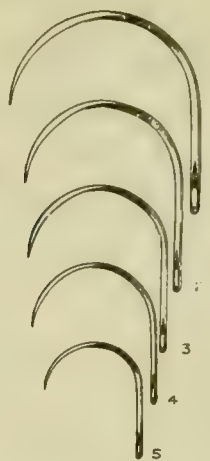
SUTURE NEEDLES



S4343




S4344



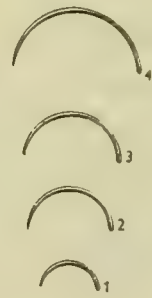
S4345

Cat. No.

- S4343 SUTURE NEEDLES, **Kidney**, half-circle, carbon steel, one size, in packets of six per pkt.
- †S4344 KOCHER'S SUTURE NEEDLES, carbon steel, two sizes: A and B, in packets of six of a size per pkt.
- S4345 KOENIG'S SUTURE NEEDLES, carbon steel, five sizes: 1 to 5, in packets of six of a size per pkt.



S4346 & S4349




S4347 & S4350

- S4346 LANE'S SUTURE NEEDLES, curved, carbon steel, four sizes: 1 to 4, in packets of six of a size per pkt.
- S4347 Ditto .. half-circle per pkt.
- †*S4348 Ditto .. straight per pkt.
- S4349 LANE'S SUTURE NEEDLES, curved, stainless steel, four sizes: 1 to 4, in packets of six of a size per pkt.
- S4350 Ditto .. half-circle per pkt.


†Stainless steel on request.

*Not illustrated

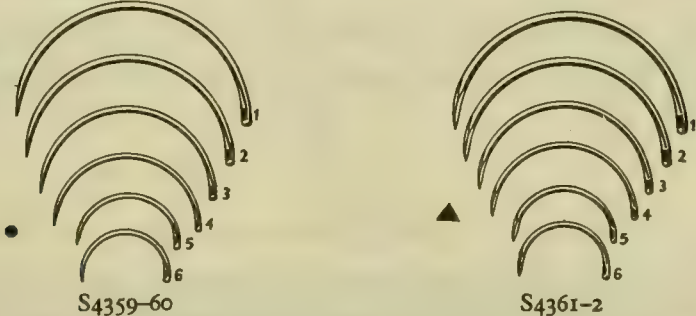
SURGICAL SUNDRIES
SUTURE NEEDLES



| | |
|----------|---|
| Cat. No. | LANE'S SUTURE NEEDLES, Cleft Palate, curved, <i>carbon steel</i> , six sizes: |
| S4351 | $\frac{3}{8}$ in. to 1 in., in packets of six of a size per pkt. |
| S4352 | Ditto .. half-circle per pkt. |
| *S4353 | Ditto .. straight per pkt. |
| S4354 | LANE'S SUTURE NEEDLES, Cleft Palate, curved, <i>stainless steel</i> , six sizes: |
| | $\frac{3}{8}$ in. to 1 in., in packets of six of a size per pkt. |
| S4355 | Ditto .. half-circle per pkt. |
| S4355A | Ditto .. straight per pkt. |
| S4356 | OLDFIELD'S SUTURE NEEDLES, Cleft Palate, <i>carbon steel</i> , one size, in packets of six per pkt. |



| | |
|--------|--|
| S4357 | SUTURE NEEDLES, Liver, curved, <i>carbon steel</i> , three sizes: $3\frac{1}{2}$ in., $3\frac{3}{4}$ in. and 4 in., in packets of six of a size per pkt. |
| *S4358 | Ditto .. straight per pkt. |




| | |
|-------|--|
| S4359 | MAYO'S SUTURE NEEDLES for Catgut, round points, square eye, <i>carbon steel</i> , six sizes: 1 to 6, in packets of six of a size per pkt. |
| S4360 | Ditto .. <i>stainless steel</i> per pkt. |
| S4361 | MAYO'S SUTURE NEEDLES for Catgut, trocar points, square eye, <i>carbon steel</i> , six sizes: 1 to 6, in packets of six of a size per pkt. |
| S4362 | Ditto .. <i>stainless steel</i> per pkt. |

*Not illustrated

SURGICAL SUNDRIES

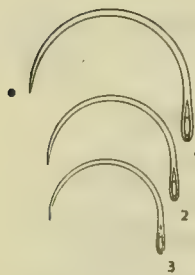
SUTURE NEEDLES



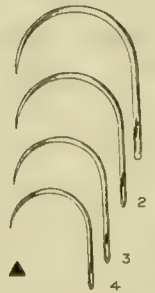
S4363

Cat. No.


†S4363 MAYO'S SUTURE NEEDLES, standard, flat at head, carbon steel, eighteen sizes: 1 to 18, in packets of six of a size per pkt.



S4364



S4365



S4366

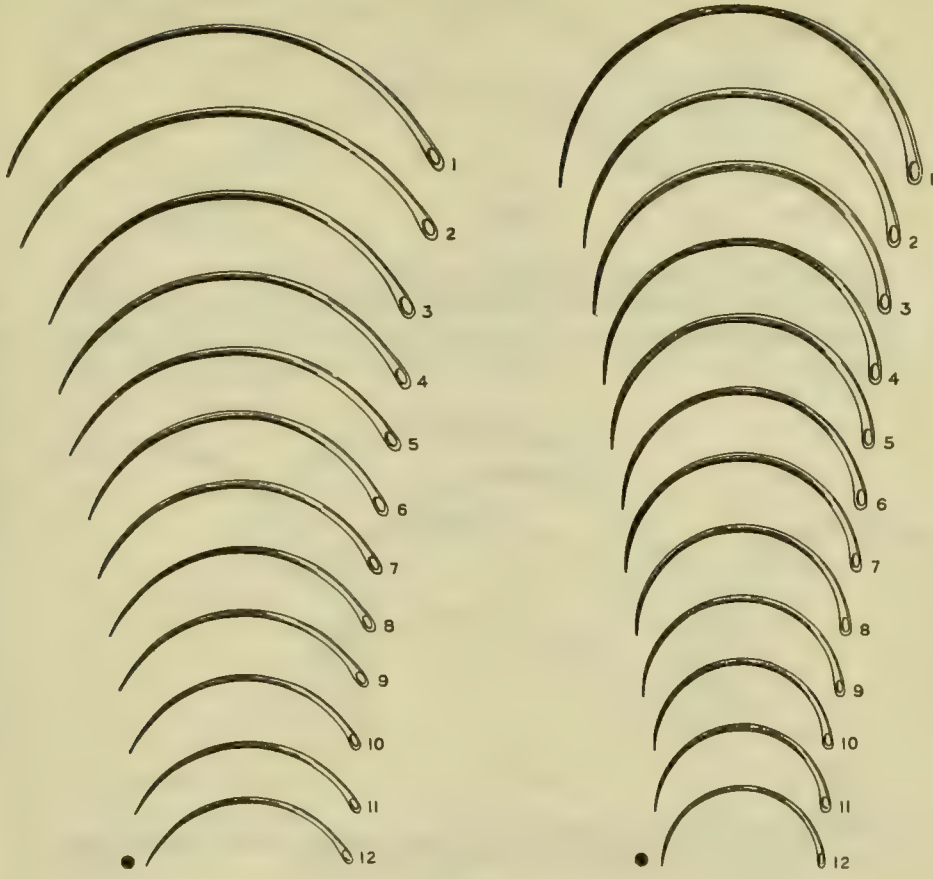
†S4364 MAYO'S SUTURE NEEDLES, Intestinal, fish-hook shape, carbon steel, three sizes: 1 to 3, in packets of six of a size per pkt.

†S4365 SUTURE NEEDLES, Mouth, slender, carbon steel, four sizes: 1 to 4, in packets of six of a size per pkt.

†S4366 MURPHY'S SUTURE NEEDLES, Trachelorrhaphy, carbon steel, three sizes: 1 to 3, in packets of six of a size per pkt.

†Stainless steel on request.

SUTURE NEEDLES




S4367

S4368

Cat. No.

S4367 MORISON'S SUTURE NEEDLES, curved, carbon steel, twelve sizes: 1 to 12, in packets of six of a size per pkt.

S4368 MORISON'S SUTURE NEEDLES, half-circle, carbon steel, twelve sizes: 1 to 12, in packets of six of a size per pkt.



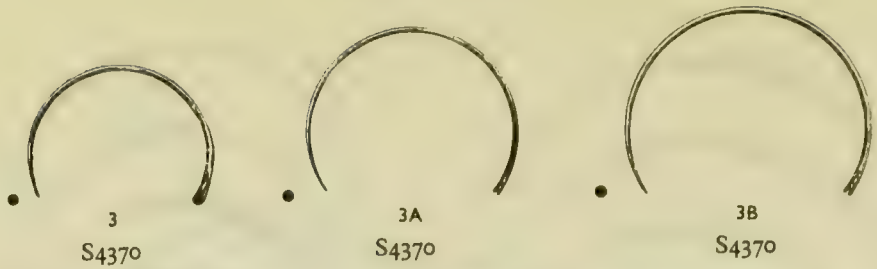
MOYNIHAN'S STRAIGHT TRIANGULAR

S4369

S4369 MOYNIHAN'S SUTURE NEEDLES, straight, triangular points, carbon steel, two sizes: 4 in. and 5 in., in packets of six of a size per pkt.

SURGICAL SUNDRIES

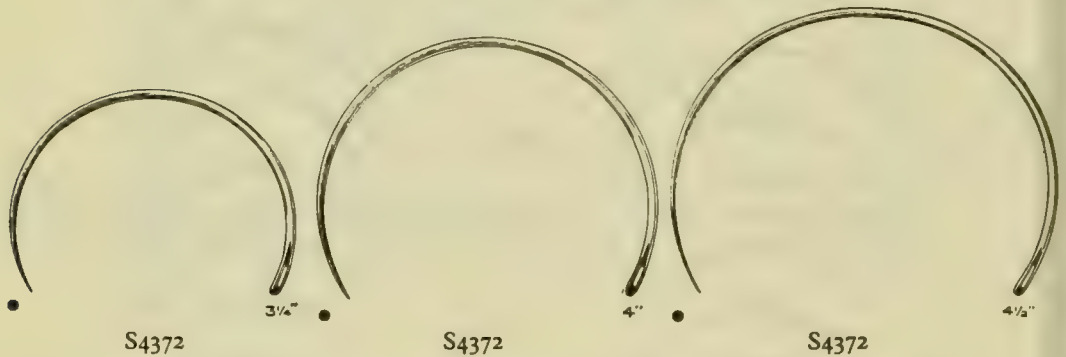
SUTURE NEEDLES



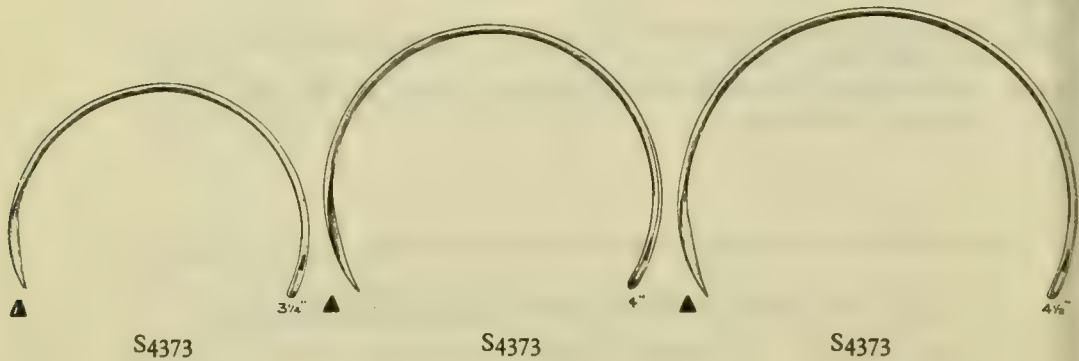
Cat. No.

S4370 MOYNIHAN'S SUTURE NEEDLES, Intestinal, spring eye, round bodied, $\frac{5}{8}$ circle, carbon steel, three sizes: 3, 3A and 3B, in packets of six of a size, per pkt.

*S4371 Ditto .. ordinary eye per pkt.



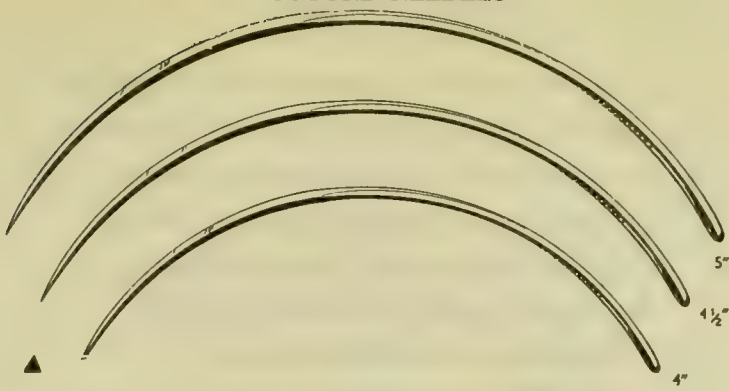
S4372 MOYNIHAN'S SUTURE NEEDLES, round bodied, $\frac{5}{8}$ circle, carbon steel, three sizes: $3\frac{1}{4}$ in., 4 in. and $4\frac{1}{2}$ in., in packets of six of a size per pkt.



S4373 MOYNIHAN'S SUTURE NEEDLES, round bodied, lance points, $\frac{5}{8}$ circle, carbon steel, three sizes: $3\frac{1}{4}$ in., 4 in. and $4\frac{1}{2}$ in., in packets of six of a size .. per pkt.

*Not illustrated

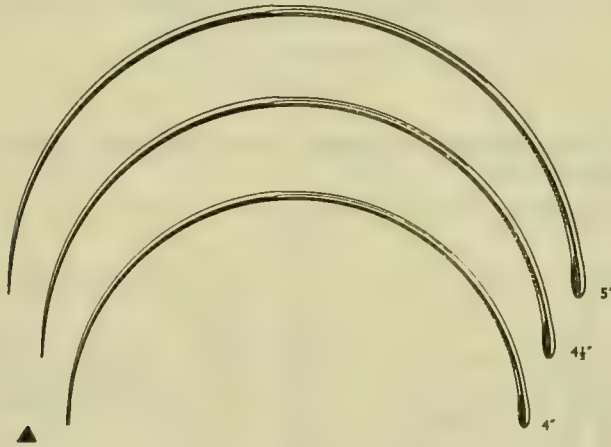
SURGICAL SUNDRIES
SUTURE NEEDLES



Cat. No. S4374

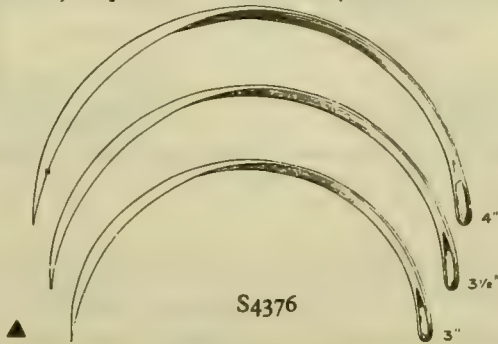
†S4374 SUTURE NEEDLES, POST MORTEM, curved, carbon steel, seven sizes: 3 in. to 6 in. (in half inches), in packets of six of a size (three sizes illustrated) . . per pkt.

†*S4374A Ditto . . half-curved per pkt.



S4375

†S4375 SUTURE NEEDLES, POST MORTEM, half-circle, carbon steel, seven sizes: 3 in. to 6 in. (in half inches), in packets of six of a size (three sizes illustrated) . . per pkt.




S4376

†S4376 ROTUNDA HOSPITAL PATTERN SUTURE NEEDLES, Perineum, carbon steel, three sizes: 3 in. to 4 in., in packets of six of a size . . per pkt.

†Stainless steel on request, sizes 3 in. to 5 in. *Not illustrated

SURGICAL SUNDRIES

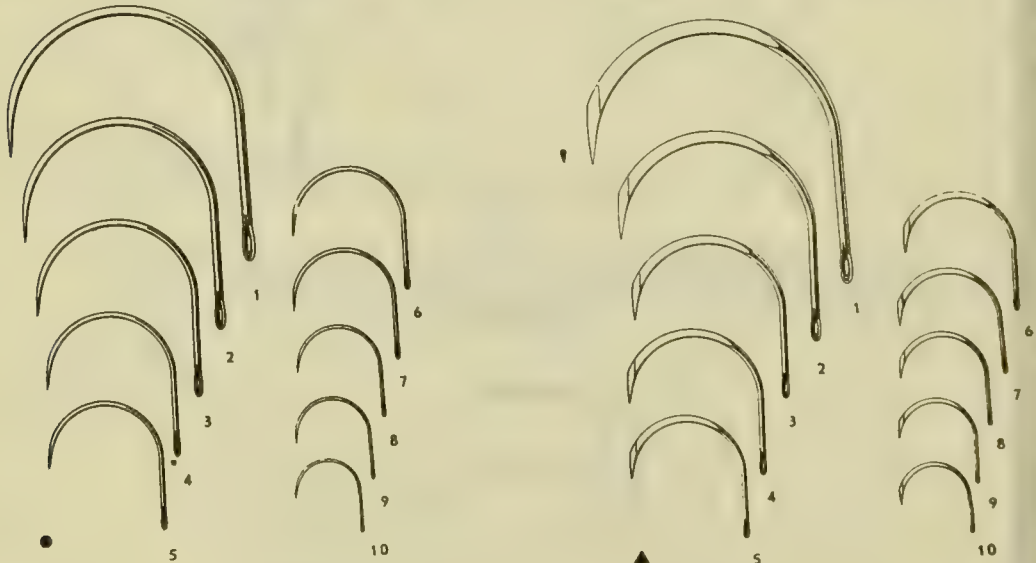
SUTURE NEEDLES



S4377-8

Cat. No.

- | | | |
|-------|--|----------|
| S4377 | SIMS' SUTURE NEEDLES, Abdominal, carbon steel, thirteen sizes: 1 to 4 in., in packets of six of a size | per pkt. |
| S4378 | Ditto .. stainless steel | per pkt. |



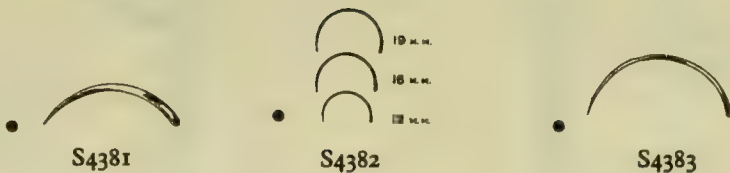
S4379

S4380

- | | | |
|--------|---|----------|
| †S4379 | SYMONDS' SUTURE NEEDLES, round bodied, carbon steel, ten sizes: 1 to 10, in packets of six of a size | per pkt. |
| †S4380 | SYMONDS-HAGEDORN'S REVERSED SUTURE NEEDLES, carbon steel, ten sizes: 1 to 10, in packets of six of a size | per pkt. |

†Stainless steel on request.

SUTURE NEEDLES



- Cat. No.
- S4381 SUTURE NEEDLES, Tonsil, *carbon steel*, one size in packets of six, per pkt.
- S4382 SUTURE NEEDLES, Vessel, extra curved, *carbon steel*, three sizes: 12 mm. 16 mm. and 19 mm., in packets of six of a size per pkt.
- S4383 WORTH'S SUTURE NEEDLES, Advancement, *carbon steel*, one size, in packets of six per pkt.



S4384

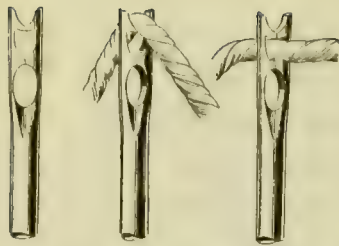


S4386

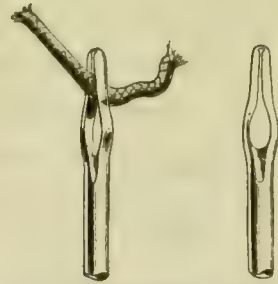
- S4384 PULVERTAFT'S TENDON SUTURE, consisting of an 18 in. length of stainless steel wire, 40 B.W.G., swaged-on to a No. 18 stainless steel suture needle at each end, *straight*, triangular point, mounted single on card per card
- S4385 Ditto .. in card boxes containing twelve cards per box
- S4386 Ditto .. as fig. S4384 but with *curved* needles mounted single on card, per card
- S4387 Ditto .. in boxes containing twelve cards per box

SURGICAL SUNDRIES

SUTURE NEEDLES



SPRING EYE

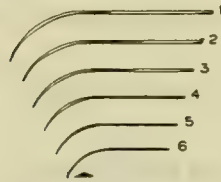


PATERSON'S EYE

SUTURE NEEDLES, can be supplied with SPRING EYE, *carbon steel only*,
extra cost per pkt.

SUTURE NEEDLES, can be supplied with PATERSON'S EYE, *carbon steel and stainless steel* extra cost per pkt.

SUTURE NEEDLES, can be supplied GOLD PLATED, *carbon steel only*,
extra cost per pkt.



S4388



S4389


Cat. No.

S4388 EYELESS SUTURE NEEDLES, Eye, *half-curved*, *carbon steel*, six sizes:
1 to 6, in packets of six of a size per pkt.

S4389 Ditto .. *curved* per pkt.



S4390

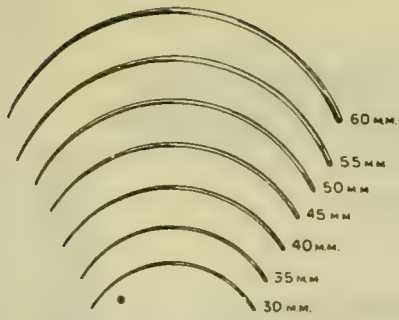


S4391

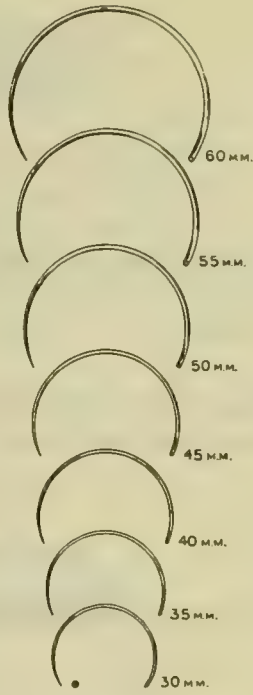
S4390 EYELESS SUTURE NEEDLES, *Intestinal*, *straight*, *carbon steel*, seven sizes:
30 mm. to 60 mm. in packets of six of a size per pkt.

S4391 Ditto .. *half-curved* per pkt.

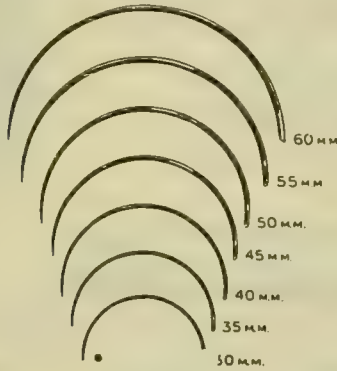
SURGICAL SUNDRIES
EYELESS SUTURE NEEDLES



S4392



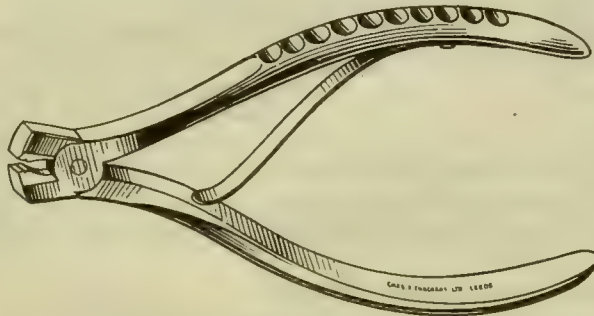
S4394



S4393

Cat. No.

| | | | | | | | | |
|-------|--|----|----|----|----|----|----|----------|
| S4392 | EYELESS SUTURE NEEDLES, Intestinal, curved, carbon steel, seven sizes: | | | | | | | |
| | 30 mm. to 60 mm. in packets of six of a size | .. | .. | .. | .. | .. | .. | per pkt. |
| S4393 | Ditto .. half-circle | .. | .. | .. | .. | .. | .. | per pkt. |
| S4394 | Ditto .. 5/8 circle | .. | .. | .. | .. | .. | .. | per pkt. |



S4395


S4395 CLAMPING FORCEPS, with grooved jaws for making eyeless needle sutures, stainless steel each

METHOD OF PREPARING EYELESS NEEDLE SUTURES:

The grooved head of the needle is held gently in the jaws of the clamping forceps; the end of the strand of suture material is then placed in the groove and the forceps clamped.

SURGICAL SUNDRIES

SYRINGES AND NEEDLES



S4396

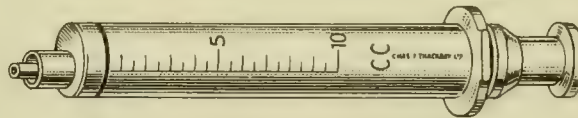
Cat. No.

S4396 "ATLAS" NYLON SYRINGE, British made, by the original S.E.S.I. process, coloured graduations, with choice of either record or luer fitting side nozzle.

Capacity: .. 3 ml. .. 5 ml. .. 10 ml. .. 20 ml.

S4396A Ditto .. 2 ml. *Record* or *Luer centre* nozzle.. each

S4397 Spare Piston Washers for all "Atlas" Nylon Syringes per doz.



S4397B

S4397A "ATLAS" NYLON SYRINGE, with centre *Luer locking* nozzle fitting:
Capacity: .. 2 ml. 3 ml. 5 ml. 10 ml. 20 ml.

S4397B Ditto .. with *side Luer locking* nozzle fitting:
Capacity: .. 5 ml. 10 ml. 20 ml.

Features:

- Unbreakable. ●Leak-proof nozzles and pistons. ●Graduations accurately engraved in colour. ●Barrel and nozzle in one piece. ●Replaceable piston washers. ●Receptacle for spare needles in piston. ●Barrels and pistons are interchangeable. ●Completely hygienic and easy to clean. ●Absence of soldered parts eliminates crevices. ●Does not affect pH of solutions. ●Cleaning as for glass syringes. ●Sterilization by boiling or autoclaving at 18 lb. steam pressure (120°C).

Pistons and barrels should be *separated* before boiling or autoclaving. Petroleum jelly or liquid paraffin smeared lightly on the piston will ensure easy action and prevent deposits being formed when hard water is used.

Absence of solder crevices assists sterilization.

NOTE.—Prolonged immersion of Nylon Syringes in Phenol (Carbolic Acid) and its derivatives is harmful. It should be further noted that sterilization of syringes by chemical means is condemned by the British Medical Council Research Memorandum No. 15 ("The Sterilization, Use and Care of Hypodermic Syringes").

METHOD OF USE: as for glass syringes. For intravenous use the piston should be withdrawn slightly to ensure correct insertion into vein. Measurements should be taken from the piston washer.


Free replacement is assured if a syringe is returned with justified complaint of faulty manufacture.

SURGICAL SUNDRIES

SYRINGES AND NEEDLES

S

795



795-6461

"ATLAS" NYLON SYRINGE WITH METAL NOZZLE (Originally introduced for Veterinary use)

Robust, long wearing and UNBREAKABLE. The plated metal nozzle gives maximum strength and rigidity where most required, reducing the risk of accidental injury to both user and subject.

Readily sterilized by boiling or autoclaving, easily cleaned and most convenient to handle.


Reasonable in cost, its longer serviceable life makes it a most economical syringe to use.

Fully descriptive leaflet sent on request.

Cat. No.

795-6461 "ATLAS" NYLON SYRINGE, interchangeable, with central metal nozzle, Record or Luer fitting: 2 cc., 3 cc., 5 cc., 10 cc., 20 cc., 50 cc.

*795-6462 Ditto .. side nozzle: 5 cc., 10 cc., 20 cc.



S4409A

*S4402 RECORD TYPE SYRINGE, **Hospital Quality**, with heat-resisting glass barrel (sterilizable by boiling or autoclaving up to 120°C.), plated metal piston and mounts, naked, †choice of either *Record* or *Luer* fitting *centre* nozzle:
1 ml./20 min., 2 ml./40 min., 5 ml., 10 ml., 20 ml., 30 ml., 50 ml., 100 ml.


*S4403 Ditto .. side nozzle: 5 ml., 10 ml., 20 ml., 30 ml., 50 ml., 100 ml.
REPAIR/EXCHANGE SERVICE AVAILABLE

*S4408A RECORD TYPE SYRINGE, interchangeable, with ceramic piston, naked, choice of either *Record* or *Luer* fitting, *centre* nozzle:
1 ml./20 min., 2 ml./40 min., 5 ml., 10 ml., 20 ml.

S4409A Ditto .. side nozzle: 5 ml., 10 ml., 20 ml.

*Not illustrated


SURGICAL SUNDRIES
SYRINGES AND NEEDLES



796-6457

Cat. No.
796-6457 HYPODERMIC SYRINGE, interchangeable, glass plunger and barrel with metal *centre* nozzle, *Record* or *Luer* fitting. Capacity: 2 cc., 5 cc., 10 cc., 20 cc.

796-6458 Ditto, side nozzle. Capacity: 5 cc., 10 cc., 20 cc.



S4410

S4410 "VIM" BRAND SYRINGE, with heat-resisting glass barrel and piston (sterilizable by boiling, autoclaving or hot air), plated metal nozzle, naked, †choice of either *Record* or *Luer* fitting *centre* nozzle:

| | | | | | |
|----------|---------------|---------------|-------|--------|--------|
| Capacity | 1 ml./20 min. | 2 ml./40 min. | 5 ml. | 10 ml. | 20 ml. |
|----------|---------------|---------------|-------|--------|--------|

| | | | | | | | |
|-------|----------|-------------|-------|----|--------|----|--------|
| S4411 | Ditto .. | side nozzle | 5 ml. | .. | 10 ml. | .. | 20 ml. |
|-------|----------|-------------|-------|----|--------|----|--------|

*S4412 "VIM" BRAND Silver Seal SYRINGE, with heat-resisting glass barrel and piston (sterilizable by boiling, autoclaving or hot air), plated *metal nozzle, inset into barrel without cement*, naked, †choice of either *Record* or *Luer* fitting *centre* nozzle:

| | | | | | | |
|----------|----|---------------|----|---------------|----|-------|
| Capacity | .. | 1 ml./20 min. | .. | 2 ml./40 min. | .. | 5 ml. |
|----------|----|---------------|----|---------------|----|-------|

| | | | | | | | |
|-----------|----|----|----|----|--------|----|--------|
| Capacity: | .. | .. | .. | .. | 10 ml. | .. | 20 ml. |
|-----------|----|----|----|----|--------|----|--------|


| | | | | | | | |
|--------|----------|-------------|-------|----|--------|----|--------|
| *S4413 | Ditto .. | side nozzle | 5 ml. | .. | 10 ml. | .. | 20 ml. |
|--------|----------|-------------|-------|----|--------|----|--------|

REPAIR/EXCHANGE SERVICE AVAILABLE for S4410 and S4411.

†*Record* fitting supplied unless otherwise stated. *Not illustrated

SURGICAL SUNDRIES

SYRINGES AND NEEDLES




S4414

Cat. No. S4414 ALL-GLASS SYRINGE, heat-resisting (sterilizable by boiling, autoclaving or hot air), naked, †choice of either *Record* or *Luer* fitting *centre* nozzle:

| | | | | | | |
|----------|----|---------------|----|---------------|----|--------|
| Capacity | .. | 1 ml./20 min. | .. | 2 ml./40 min. | .. | 5 ml. |
| Capacity | .. | .. | .. | 10 ml. | .. | 20 ml. |

S4415 Ditto .. *side* nozzle 5 ml. .. 10 ml. .. 20 ml.

†S4415A As S4414-5 but with interchangeable pistons and barrels.



S4416


S4416 LUER-LOCKING SYRINGE, with heat-resisting glass barrel and piston (sterilizable by boiling, autoclaving or hot air), plated metal *Luer-locking* nozzle, naked, *centre* nozzle:

| | | | | | | |
|----------|----|---------------|----|---------------|----|----------|
| Capacity | .. | 1 ml./20 min. | .. | 2 ml./40 min. | .. | 5 ml. |
| Capacity | .. | 10 ml. | .. | 20 ml. | .. | † 50 ml. |

S4417 Ditto .. *side* nozzle 5 ml. .. 10 ml. .. 20 ml. .. 50 ml.

†S4417A As S4416-7 but with interchangeable pistons and barrels (except 50 ml.), each

†Used for *angiocardiology*, with *wide aperture* nozzle for use with 12 B.W.G. cannula



S4418

S4418 RECORD TYPE TUBERCULIN SYRINGE, heat-resisting glass barrel, metal piston and chromium plated mounts, naked, with †choice of either *Record* or *Luer* fitting *centre* nozzle: 1 ml. calibrated in 1/100ths each

*S4419 Ditto .. all-glass each

*S4420 Ditto .. glass barrel and piston with metal nozzle each

REPAIR/EXCHANGE SERVICE AVAILABLE

except for interchangeable and all-glass types.

†*Record fitting supplied unless otherwise stated.*

**Not illustrated*

SURGICAL SUNDRIES

SYRINGES AND NEEDLES



S4421

Cat. No.

S4421 RECORD TYPE INSULIN SYRINGE, heat-resisting glass barrel, metal piston and chromium plated mount, naked, with †choice of either *Record* or *Luer* fitting centre nozzle:

Capacity 1 ml./20 units .. 2 ml./40 units

*S4422 Ditto .. British Standards Specification (1619) Pattern, with widely spaced calibrations to facilitate exact reading by patients with poor eyesight: 20 sub-divisions to each millilitre; naked, *Luer* fitting centre nozzle:


Capacity 1 ml. .. 1.5 ml.

*S4423 "VIM" BRAND INSULIN SYRINGE, all-glass barrel and piston, chromium plated base and nozzle, naked, with †choice of either *Record* or *Luer* fitting centre nozzle:

Capacity 1 ml./20 units .. 2 ml./40 units

*S4424 Ditto .. 1 ml. triple graduations, reading: 20, 40 and 80 units on one syringe, each

REPAIR/EXCHANGE SERVICE AVAILABLE for S4421-4.



S4425

S4425 RECORD TYPE SYRINGE, specially made for case, heat-resisting glass barrel, metal piston and nickel plated mounts, Record fitting nozzle, complete with stainless steel needle, in screw fitting spirit-proof case, plated:

Capacity .. 1 ml./20 min. .. 2 ml./40 min. .. 5 ml.

Capacity 10 ml. .. 20 ml.

*S4426 Ditto .. but with Insulin Syringe:

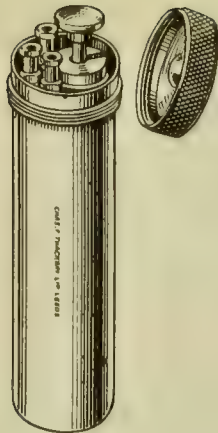
Capacity 1 ml./20 units .. 2 ml./40 units

*S4427 METAL BASE, plated, to allow the above spirit-proof cases to stand upright (please specify size of syringe case when ordering) each

†Record fitting supplied unless otherwise stated.

*Not illustrated

SURGICAL SUNDRIES
SYRINGES AND NEEDLES



S4428



S443-



- Cat. No.
 S4428 **SQUAT PATTERN SYRINGE OUTFIT**, chromium plated spirit-proof case with screw fitting cap, complete with three assorted stainless steel needles and Record Type Syringe:
 Capacity: .. 1 ml./20 min. 2 ml./40 min.
- *S4429 Ditto .. with 20 units syringe 40 units syringe
- *S4430 Ditto .. with 5 ml. syringe .. 10 ml. syringe .. 20 ml. syringe (*four* needles supplied)
- S4431 Squat pattern Case only for Record Type, C.F.T. Brand and other types of Syringes:
 Capacity 1 ml. .. 2 ml. .. 5 ml.
 Capacity 10 ml. .. 20 ml.
- S4432 **SYRINGE SET**, consisting of: one each 1 ml., 2 ml., 5 ml., 10 ml. and 20 ml. Record Type Syringes with ten assorted stainless steel needles, in chromium plated spirit-proof case with lift-out rack and screw fitting cap .. complete
- S4432A Case only, to accommodate Record Type or C.F.T. Brand Syringes (pages S795-6), each




S4435

- Cat. No.
- *S4433 **PORTABLE SYRINGE OUTFIT**, white plastic spirit-proof case, cap secured by fast-running thread, complete with 1 ml./20 min. or 20 units Record Type Syringe and *six* assorted stainless steel needles, each
- *S4434 Ditto .. with 2 ml./40 min. syringe with six needles each
- S4435 Ditto .. with 1 ml. B.S.S.1619 Insulin Syringe and three needles (as illustrated), each
- *S4437 Case only, white plastic, for 1 ml. or 2 ml. Record Type or C.F.T. Brand Syringe (pages S795-6) and *six* needles .. each
- *S4438 Ditto .. for 1 ml. B.S.S.1619 Insulin Syringe and *three* needles .. each

REPAIR/EXCHANGE SERVICE AVAILABLE

**Not illustrated*

SURGICAL SUNDRIES
SYRINGES AND NEEDLES



S4439

Cat. No.

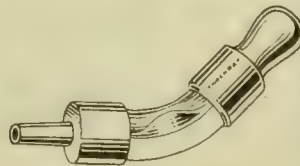
- S4439 SYRINGE JAR, for keeping syringes in solution, glass, chromium plated, air-lock lid fitted with inner rubber flange. Size: 4 in. diameter by 6 in. deep, complete with metal rack (with extending rod to elevate and secure syringes above the fluid) to hold: 1 ml., 2 ml., 5 ml., 10 ml. and 20 ml. Record Type Syringes and ten needles (*without* syringes or needles) each
- S4440 Spare Glass Jars each

Other syringes are listed in the index under their respective surgical uses.



S4441

- S4441 UPCOTT'S SYRINGE HOLDER, chromium plated, four sizes, to take: 2 ml., 5 ml., 10 ml and 20 ml. *central* nozzle syringes each
- *S4442 Ditto .. with cranked swinging lock, to take *side* nozzle syringes: 5 ml., 10 ml. and 20 ml. each each
- The late Mr. H. Upcott designed this Syringe Holder to convert a Record type syringe into a pressure type. Finger grips are provided and a simple swinging lock for the needle so made that the greater the pressure on the plunger the more securely is the needle held to the nozzle of the needle.*



S4443

- S4443 ADAPTOR, for varicose vein injections, glass, curved, with choice of either *Record* or *Luer* fitting metal mounts (*for use with 3 ml. syringe, fig. S4408*) each
- *Not illustrated*

HYPODERMIC, INTRAMUSCULAR AND EXPLORING NEEDLES

SIZES OF NEEDLES

Hypodermic needles are made in all sizes ranging from .35 mm. to 4.06 mm. diameter. The length measurement of the needle does not include the mount, or the part of the needle which is inserted in the mount.

In England the only generally recognised range of sizes is the Hypodermic, Intramuscular and Exploring range which consists of 11 hypodermic and 8 exploring standard sizes, of which we carry large stocks in all brands. For sizes not incorporated, the most usual method of expressing size is to give the diameter of the blade in decimals of a millimetre, or in the appropriate wire gauge and the length in either inches and fractions, or millimetres. Almost all methods of measurement are used from time to time, and for convenience we give below a table indicating equivalents. In addition to the standard hypodermic, intramuscular and exploring there are a number of British and Continental Houses using their own ranges.

SPECIAL NOTE.—It is important not to confuse the hypodermic range numbers with the gauge numbers, the former refer to a complete diameter and length measurement (see page S803). The latter is a measure of diameter only (see TABLE BELOW).

Table for converting Metric to English Measurements.

| DIAMETERS. | | | | LENGTHS. | | | |
|-----------------|--------|-----------------|--------|----------|--------------|---------|--------------|
| Metric. | Gauge. | Metric. | Gauge. | Inches. | Millimetres. | Inches. | Millimetres. |
| .35m/m (3½/10) | 28 | 1.10m/m (11/10) | 19 | ½ | 6.35 | 1 | 25.40 |
| .40m/m (4/10) | 27 | 1.25m/m (12/10) | 18 | 5/16 | 7.94 | 1½ | 31.75 |
| .45m/m (4½/10) | 26 | 1.45m/m (14/10) | 17 | 3/8 | 9.53 | 1½ | 38.10 |
| .50m/m (5/10) | 25 | 1.65m/m (16/10) | 16 | 7/16 | 11.11 | 1½ | 44.45 |
| .55m/m (5½/10) | 24 | 1.80m/m (18/10) | 15 | ½ | 12.70 | 2 | 50.80 |
| .60m/m (6/10) | 23 | 2.10m/m (21/10) | 14 | 9/16 | 14.29 | 2½ | 57.15 |
| .65m/m (6½/10) | 23 | 2.40m/m (24/10) | 13 | 5/8 | 15.88 | 2½ | 63.50 |
| .70m/m (7/10) | 22 | 2.80m/m (28/10) | 12 | 11/16 | 17.46 | 2½ | 69.85 |
| .75m/m (7½/10) | 21 | 3.00m/m (30/10) | 11 | ¾ | 19.05 | 3 | 76.20 |
| .80m/m (8/10) | 21 | 3.25m/m (32/10) | 10 | 13/16 | 20.64 | 3½ | 82.55 |
| .90m/m (9/10) | 20 | 3.65m/m (36/10) | 9 | 7/8 | 22.23 | 3½ | 88.90 |
| 1.00m/m (10/10) | 19 | 4.06m/m (40/10) | 8 | 15/16 | 23.81 | 3½ | 95.25 |

NEEDLE BEVELS



Long Point



Short Point

Unless specified, long point will be supplied.

SURGICAL SUNDRIES
SYRINGES AND NEEDLES




(THACKRAY)

Cat. No.

| | | | | |
|-------|---|----|----|----------|
| S4445 | DIAPOINT HYPODERMIC NEEDLES, stainless steel, with †choice of either <i>Record</i> or <i>Luer-locking</i> mounts, sizes: 1, 2, 12, 14, 15, 16, 17, 18, 19, 20 and intradermal: 26 B.W.G. by $\frac{1}{2}$ in. | .. | .. | per doz. |
| S4446 | Ditto . . . INTRAMUSCULAR AND EXPLORING: | | | |
| | 1 $\frac{1}{2}$ in. by gauges: 17, 18, 19 and 20 B.W.G. | .. | .. | per doz. |
| | 1 $\frac{3}{8}$ in. by 20 B.W.G. | .. | .. | per doz. |
| | 2 in. by gauges: 17, 18, 19, 20, 21, 22 and 23 B.W.G. | .. | .. | per doz. |
| | 2 $\frac{1}{2}$ in. by gauges: 17, 18, 19 and 20 B.W.G. | .. | .. | per doz. |
| | 3 in. by gauges: 17, 18, 19 and 20 B.W.G. | .. | .. | per doz. |


Other lengths and gauges to order.

†*Record fitting supplied unless otherwise stated.*



Diapoint Needles present a new advance in hypodermic needle design. After long trials they have been shown to possess the following advantages:

- Easier penetration.
- Greater strength and durability.
- Geometry of the needle automatically ensures the optimum puncturing point, thus providing less painful injections.
- Highly resistant to bending and breaking: suitable for tough tissues.
- The methods used in pointing the needle eliminate rough edges and slivers. The points are less likely to "hook" after use.




Packed in boxes of a dozen of a size, held by metal clips on flexible plastic trays for easy removal. Cellophane wrapped.

SURGICAL SUNDRIES

SYRINGES AND NEEDLES

HYPODERMIC RANGE

 Intradermal: 26 Gauge x $\frac{1}{2}$ In. (.45 x 12.5 m/m) short point



No. 20 : 26 Gauge x $\frac{5}{8}$ In. (.45 x 15.5 m/m)



No. 19 : 26 Gauge x $1\frac{1}{16}$ In. (.45 x 17.5 m/m)



No. 18 : 26 Gauge x $\frac{3}{4}$ In. (.45 x 19 m/m)




No. 17 : 25 Gauge x $\frac{15}{16}$ In. (.50 x 23.5 m/m)



No. 16 : 24 Gauge x 1 In. (.55 x 25 m/m)



No. 15 : 23 Gauge x 1 In. (.60 x 25 m/m)



No. 14 : 23 Gauge x $1\frac{3}{16}$ In. (.60 x 30 m/m)



No. 12 : 23 Gauge x $1\frac{3}{16}$ In. (.65 x 30 m/m)





No. 2 : 22 Gauge x $1\frac{5}{16}$ In. (.70 x 33 m/m)




No. 1 : 21 Gauge x $1\frac{1}{2}$ In. (.80 x 38 m/m)

INTRAMUSCULAR and EXPLORING RANGE


 20 Gauge x $1\frac{5}{8}$ In. (.90 x 41.5 m/m)

 23 Gauge x 2 In. (.65 x 50.5 m/m)

 22 Gauge x 2 In. (.70 x 50.5 m/m)

 21 Gauge x 2 In. (.80 x 50.5 m/m)

 20 Gauge x 2 In. (.90 x 50.5 m/m)

 19 Gauge x 2 In. (1.10 x 50.5 m/m)


 18 Gauge x 2 In. (1.25 x 50.5 m/m)

 17 Gauge x $2\frac{1}{2}$ In. (1.45 x 63 m/m)

Illustrations are of Diapoint Needles, but sizes apply to other types: page S804.

Other lengths and gauges to order.

SURGICAL SUNDRIES
SYRINGES AND NEEDLES



Stock Sizes for Hypodermic Needles:

| | |
|--|------------------------------------|
| No. 1: 21 B.W.G. by $1\frac{1}{2}$ in. | No. 16: 24 B.W.G. by 1 in. |
| No. 2: 22 " " $1\frac{5}{16}$ in. | No. 17: 25 " " $1\frac{5}{16}$ in. |
| No. 12: 23 " " $1\frac{3}{16}$ in. | No. 18: 26 " " $\frac{3}{4}$ in. |
| No. 14: 23 " " $1\frac{3}{16}$ in. | No. 19: 26 " " $1\frac{1}{8}$ in. |
| No. 15: 23 " " 1 in. | No. 20: 26 " " $\frac{5}{8}$ in. |

Intradermal: 26 B.W.G. by $\frac{1}{2}$ in., short point

Stock Sizes for Intramuscular and Exploring Needles:

- $1\frac{1}{2}$ in. by gauges: 17, 18, 19 and 20 B.W.G.
- † $1\frac{5}{8}$ in. by 20 B.W.G.
- 2 in. by gauges: 16, 17, 18, 19, 20, 21, 22 and 23 B.W.G.
- 2½ in. by gauges: 16, 17, 18, 19 and 20 B.W.G.
- †3 in. by gauges: 16, 17, 18, 19 and 20 B.W.G.
- †3½ in. by gauges: 15, 16, 17, 18, 19 and 20 B.W.G.
- †4 in. by gauges: 13, 14, 15, 16, 17, 18, 19 and 20 B.W.G.

Other lengths and gauges to order.

Cat. No.















- S4447 "REALITY" BRAND HYPODERMIC NEEDLES, Best Quality, hand made, stainless steel, with †choice of either *Record* or *Luer-locking* mounts, sizes: 1 to 20 and intradermal: 26 B.W.G. by $\frac{1}{2}$ in., as above stock sizes. in boxes of a dozen of a size, per doz.
- S4448 Ditto .. INTRAMUSCULAR AND EXPLORING NEEDLES, as above stock sizes per doz.
- S4449 C.F.T. BRAND HYPODERMIC NEEDLES. Hospital Quality, stainless steel, with †choice of either *Record* or *Luer-locking* mounts, sizes: 1 to 20 and intradermal: 26 B.W.G. by $\frac{1}{2}$ in., as above stock sizes, in boxes of a dozen of a size, per doz.
- S4450 Ditto .. INTRAMUSCULAR AND EXPLORING NEEDLES, as above stock sizes, except those marked thus †.
- S4451 "IMPERIAL" BRAND HYPODERMIC NEEDLES, stainless steel, with †choice of either *Record*, *Luer* or *Luer-locking* mounts, sizes: 1 to 20 and intradermal: 26 B.W.G. by $\frac{1}{2}$ in., as above stock sizes, in boxes of a dozen of a size .. per doz.
- S4452 Ditto .. INTRAMUSCULAR AND EXPLORING NEEDLES, as above stock sizes per doz.
- S4453 "VIM" BRAND HYPODERMIC NEEDLES, stainless steel, with †choice of either *Record* or *Luer* fitting mounts, sizes: 1 to 20, and intradermal: 26 B.W.G. by $\frac{1}{2}$ in., as above stock sizes, in boxes of a dozen of a size .. per doz.
- S4454 Ditto .. INTRAMUSCULAR AND EXPLORING NEEDLES, as above stock sizes per doz.

For illustrations of Needle Sizes: see Diapoint range on page S803.

†*Record fitting supplied unless otherwise stated. S.I.M.A. Fitting Mounts can be supplied on request.*

















SURGICAL SUNDRIES

SYRINGE AND NEEDLE ADAPTORS

| CAT. NO. | ILLUSTRATION (actual size) | DESCRIPTION | PRICE |
|----------|---|---|-------|
| S4455 |  | Small rubber tubing connector. Record fitting | each |
| S4456 |  | Medium rubber tubing connector. S.I.M.A. fitting .. | each |
| S4457 |  | Large rubber tubing connector. S.I.M.A. fitting | each |
| S4458 |  | Small rubber tubing adaptor. Male Record | each |
| S4459 |  | Weintraud type rubber tubing adaptor. Male Record .. | each |
| S4460 |  | Weintraud type rubber tubing adaptor. Male Luer .. | each |
| S4461 |  | Weintraud type rubber tubing adaptor. Male 5/6 | each |
| S4462 |  | Weintraud type rubber tubing adaptor. Male S.I.M.A. .. | each |
| S4463 |  | Weintraud type rubber tubing adaptor. Male No. 6 .. | each |
| S4464 |  | Special long rubber tube adaptor. Male S.I.M.A. .. | each |
| S4465 |  | Record to Record adaptor .. | each |
| S4466 |  | Record to Luer adaptor | each |
| S4467 |  | Record to 5/6 adaptor | each |
| S4468 |  | Record to S.I.M.A. adaptor .. | each |

SURGICAL SUNDRIES












SYRINGE AND NEEDLE ADAPTORS (continued)

| CAT. NO. | ILLUSTRATION (actual size) | DESCRIPTION | PRICE |
|----------|---|---------------------------------|-------|
| S4469 |  | Record to No. 6 adaptor .. | each |
| S4470 |  | Luer to Record adaptor | each |
| S4471 |  | Luer to Luer adaptor | each |
| S4472 |  | Luer to 5/6 adaptor | each |
| S4473 |  | Luer to S.I.M.A. adaptor .. | each |
| S4474 |  | Luer to No. 6 adaptor | each |
| S4475 |  | 5/6 to Record adaptor | each |
| S4476 |  | 5/6 to Luer adaptor | each |
| S4477 |  | 5/6 to 5/6 adaptor | each |
| S4478 |  | 5/6 to S.I.M.A. adaptor | each |
| S4479 |  | 5/6 to No. 6 adaptor | each |
| S4480 |  | S.I.M.A. to Record adaptor .. | each |
| S4481 |  | S.I.M.A. to Luer adaptor .. | each |
| S4482 |  | S.I.M.A. to 5/6 adaptor | each |
| S4483 |  | S.I.M.A. to S.I.M.A. adaptor .. | each |
| S4484 |  | S.I.M.A. to No. 6 adaptor .. | each |

Stopcocks: see page S752

SURGICAL SUNDRIES

SYRINGE AND NEEDLE ADAPTORS (continued)

| CAT. NO. | ILLUSTRATION (actual size) | DESCRIPTION | PRICE |
|----------|---|--|-------|
| S4485 |  | No. 6 to Record adaptor .. | each |
| S4486 |  | No. 6 to Luer adaptor | each |
| S4487 |  | No. 6 to 5/6 adaptor | each |
| S4488 |  | No. 6 to S.I.M.A. adaptor .. | each |
| S4489 |  | No. 6 to No. 6 adaptor | each |
| S4490 |  | 5/6 syringe to Schimmel needle adaptor | each |
| S4491 |  | Short Record to Schimmel needle adaptor | each |
| S4492 |  | Short Record to Schimmel needle adaptor (with side hole) .. | each |
| S4493 |  | Long Record to Schimmel needle adaptor (with side hole) .. | each |
| S4494 |  | Record to Schimmel needle adaptor with long hexagon butt | each |
| S4495 |  | Large rubber tubing to S.I.M.A. | each |



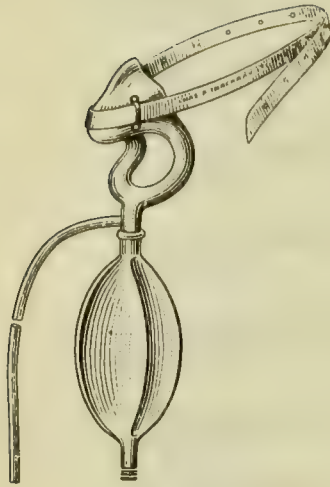
S4496

Cat. No. S4496 SYRINGE FILLING CANNULA, †Record fitting, 15 B.W.G. by 2 in. and 16 B.W.G. by 3 in. each

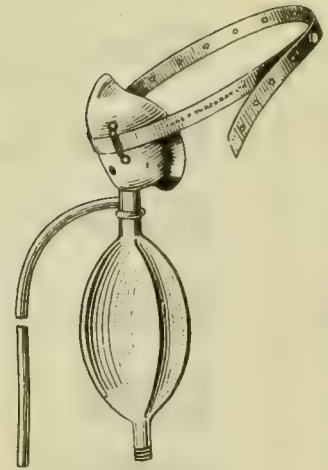
†Luer fitting on request.

Stopcocks: see page S752

SURGICAL SUNDRIES




S4497



S4499

Cat. No.


| | | |
|-------|--|------|
| S4497 | B.L.B. TYPE OXYGEN INHALER, <i>nasal model</i> , adults' size, with adjustable strap, rubber | each |
| S4499 | B.L.B. TYPE OXYGEN INHALER, <i>oro-nasal model</i> , adults' size, with adjustable strap, rubber | each |
| S4500 | Ditto .. children's size | each |



S4501

S4501 TUDOR EDWARDS' "SPECTACLES", for oxygen inhalation, consisting of: nickel plated frame, rubber nasal tubes, rubber tubing and metal Y-connection, complete

SURGICAL SUNDRIES



S4502

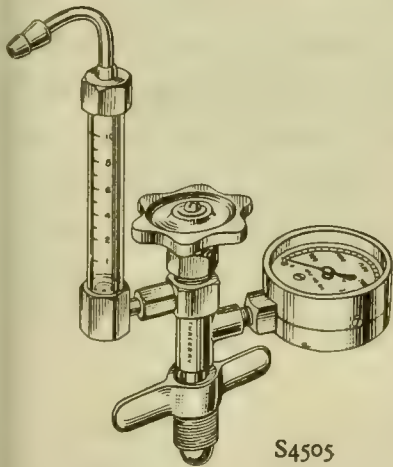


S4504

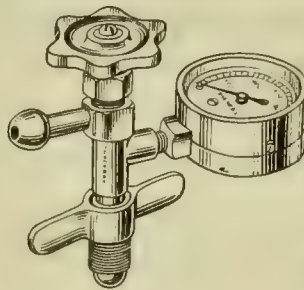
Cat. No.

- S4502 WOLFFS BOTTLE, glass, 500 cc. capacity, size 4½ in. by 3¼ in. with two necks, complete with rubber bungs and glass tubes each
- S4503 Ditto .. 1,000 cc. capacity each
- S4504 OXYGEN WARMING BOTTLE, glass, 500 cc. capacity, with rubber bung and glass tubes each

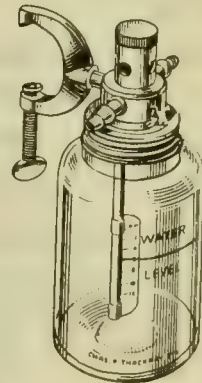
Spare bottles, tubes and bungs available on request.



S4505



S4506



S4507

- S4505 DRY BOBBIN FLOWMETER (for English fitting cylinders), with pressure gauge, chromium plated each
For recording the flow of oxygen from 1 to 10 litres per minute. This Flowmeter requires adjusting periodically as the pressure in the gas cylinder falls.
- S4506 FINE ADJUSTMENT VALVE, with pressure gauge, chromium plated, each
For Oxygen Cylinder with bull-nose valve connection.
- S4507 FLOWMETER and HUMIDIFIER COMBINED, chromium plated fittings, each
Spare Glass Bottles for S4507 each
Designed on the Water Sight feed principle with a graduated scale denoting the outlet flow in litres per minute from 2 to 12. A reliable safety valve is provided for releasing excess pressure, also an adjustable clamp which enables the flowmeter to be connected to a bed rail or trolley. The above flowmeter and humidifier must be used in connection with a regulator or fine adjustment valve.
- *S4509 SPANNER, combined oxygen cylinder key, spanner and valve coupler, black japanned finish each
- *S4510 SPANNER, for gland nuts and union nuts of fine adjustment or reducing valves, chromium plated each

S4505 to S4507 inclusive
DISCONTINUED.

Details of Latest Patterns
available upon request.

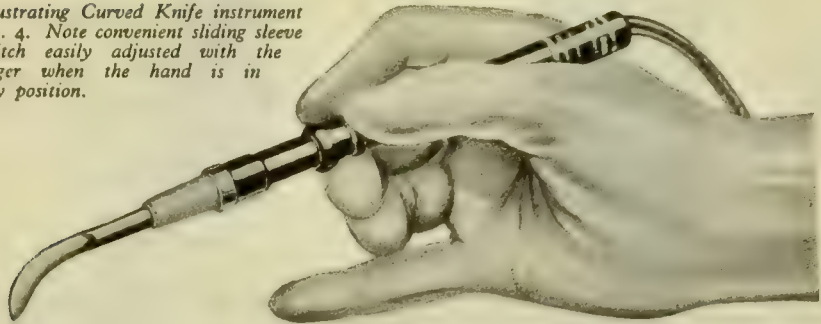
**Not illustrated*

ELECTRO-SURGICAL AND SUCTION APPARATUS

THE 'POST' ELECTRIC CAUTERY

FOR GENERAL SURGERY, GYNÆCOLOGY, ETC.

Illustrating Curved Knife instrument No. 4. Note convenient sliding sleeve switch easily adjusted with the finger when the hand is in any position.



Cat. No.

| | | | | | | | |
|--------|---|----|----|----|----|----|------|
| E4511 | 'POST' ELECTRIC CAUTERY POINTS | | | | | | |
| | Numbers 1 to 4 inclusive | .. | .. | .. | .. | .. | each |
| | Number 5 | .. | .. | .. | .. | .. | each |
| | Major Duty, Number 6 | .. | .. | .. | .. | .. | each |
| E4512 | UNIVERSAL HANDLE Number 7 | .. | .. | .. | .. | .. | each |
| E4513 | INTERCHANGEABLE CAUTERY POINTS | | | | | | |
| | Numbers A1 to A4 inclusive | .. | .. | .. | .. | .. | each |
| | Number A5 | .. | .. | .. | .. | .. | each |
| | Number A6 | .. | .. | .. | .. | .. | each |
| E4514 | PORCELAIN REST, for use with Points | .. | .. | .. | .. | .. | each |
| E4515 | HEAT GUARD, for use with Points Numbers 1 to 6 only | .. | .. | .. | .. | .. | each |
| †E4516 | EARTH-FREE TRANSFORMER (Figs. 1 and 2), for use with 'Post' | | | | | | |
| | Electric Cautery Points | .. | .. | .. | .. | .. | each |

Illustrations on pages E812-3

†Please specify Voltage when ordering

CAUTERY POINTS and HANDLES of American manufacture

EARTH-FREE TRANSFORMER of British manufacture

Description continued on opposite page.

THE 'POST' ELECTRIC CAUTERY (continued)

FOR GENERAL SURGERY, GYNÆCOLOGY, ETC.

The 'POST' Cautery sets a new standard in modern instruments in combining the following advantages :

1. Distinctly portable, light, handy, safe.
2. Operated from a specially-designed EARTH-FREE Transformer for use on A.C. mains only, suitable for 200/210, 220/230, 240/250 volts A.C.
3. Solid Silver Knives, no oxidisation.
4. Uniform correct temperature, little or no bleeding.
5. Does not become COLD when applied to tissue.
6. Thoroughly insulated. No electrodes to burn out.
7. Rugged construction, long life.
8. NOISELESS.

Each type of instrument is a complete unit involving a handle about the size of a fountain pen composed of Bakelite, self insulated. Fitted on the handle of Points 1, 2, 3, 4 and 5, at the most convenient point, is a sliding-sleeve, positive-contact switch, allowing application of heat to the Cautery knife by slight finger pressure, the handle being cool at all times. (The Number 6 instrument is not fitted with a switch on the handle.) Current is released in the same manner. There are six (6) types of instruments for choice, each containing a permanent cautery knife or point of solid silver and all instruments are interchangeable through a simple connector on the cord wire. Alternatively, the UNIVERSAL MODEL is available with one handle only with a fitting to take various points.

The Cautery point or knife is free from oxidisation. The rugged heating element encased therein is fully insulated, as are also the connecting wires passing from the point through the handle. Current contact or shock to operator or patient is avoided. Allowing the cautery point or knife to reach maximum heat, a perfect cherry-red temperature of about 1,400° Fahr. is obtained. The position of the heating element in the base of each point warrants a steady uniform temperature at all times. Does not become COLD when applied to tissue and may be retained for an hour or more continuously if necessary.

In the event of serious damage to any instrument, repairs can be carried out. The 'Post' Cautery is designed for use on ALTERNATING CURRENT ONLY.

ELECTRO-SURGICAL AND SUCTION APPARATUS

THE 'POST' ELECTRIC CAUTERY (continued)



E4516

Fig. 1

Illustration shows Transformer connected to Number 6 Major Duty Point

EARTH-FREE TRANSFORMER
for use with 'POST' Electric Cautery points :

SAFE TO USE

EASY TO OPERATE

NO ADJUSTMENT NECESSARY as Transformer is PRE-SET to give correct output.







Simply connect to Main Electric Supply and attach Point to correct pair of Terminals.



Fig. 2

STANDARD POINTS

Suitable for MAJOR SURGERY, GYNÆCOLOGY, ETC. E4511

- | | | | | |
|-----------|---------------------------|-----|-----|--|
| Number 1. | Spear Knife Instrument | ... | ... |  |
| Number 2. | Blunt Point Instrument | ... | ... |  |
| Number 3. | Needle Point Instrument | ... | ... |  |
| Number 4. | Curved Knife Instrument | ... | ... |  |
| Number 5. | Flexible Point Instrument | ... | ... |  |
| Number 6. | Major Duty Instrument | ... | ... |  |

Description continued on opposite page

INTERCHANGEABLE POINTS

With UNIVERSAL HANDLE, suitable for MINOR, INTERMEDIATE and MAJOR DUTY

UNIVERSAL HANDLE No. 7

General Surgery Group

A1. Spear Point


A2. Blunt Point

A3. Needle Point

A4. Curved Point

A5. Flexible Point

A6. Major Point



E4512-3

DESCRIPTION OF TRANSFORMER

The Special EARTH-FREE Transformer supplied for use with the 'Post' Electric Cautery Points has been designed to give the correct output for the various points. On the insulated panel there are two pairs of insulated terminals, clearly marked, i.e. one pair for Points Numbers 1 to 5 inclusive and the Universal Points A1 to A6 inclusive, and the second pair for Point Number 6 only.

INSTRUCTIONS FOR USE

The EARTH-FREE Transformer has a capacity of five amps and is provided with a suitable length of three-core cable to connect it to the Mains Electric Supply.

It is important that the plug used should be of the three-pin type to ensure that the machine is 'bonded' to earth.

(NOTE:—The three-pin plug is NOT supplied with the outfit.)

In addition, a length of two-core cable is provided to connect the various points to the transformer (Fig. 1); this cable is fitted with two hooked terminals and a female connector.

Each point is provided with a length of flex and a male connector which is plugged into the female connector of the two-core cable (Fig. 2).

If the pair of hooked terminals on the latter are now connected to the appropriate screw-down insulated terminals on the panel of the transformer, the apparatus is ready for use when the current is switched on at the mains plug and the switch on the panel of the transformer is 'ON', as indicated by the Green Pilot Light.

NOTE:—Points Numbers 1 to 5 and Universal Handle Number 7 have a sliding switch on each handle—Point Number 6 (Major Duty Instrument) has no switch.

IT IS IMPORTANT THAT THE HOOKED TERMINALS OF THE TWO-CORE CABLE BE CONNECTED TO THE CORRECT TERMINALS ON THE PANEL, ACCORDING TO THE POINTS BEING USED

ELECTRO-SURGICAL AND SUCTION APPARATUS



E4517

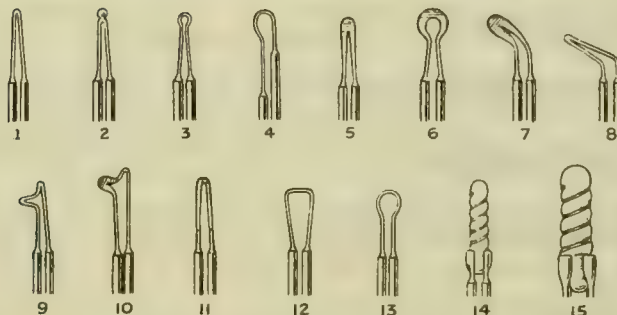

Cat. No.

- E4517 SIMPLE PATTERN GALVANO-CAUTERY HANDLE, Light Duty each
 *E4518 Ditto .. Lightweight pattern for use with eye cauteries only (fig. E4522), each



E4519

- E4519 MARK HOVELL'S GALVANO-CAUTERY HANDLE, Light Duty, each
 E4519A CABLES, Light Duty, for handles for E4517-9 each

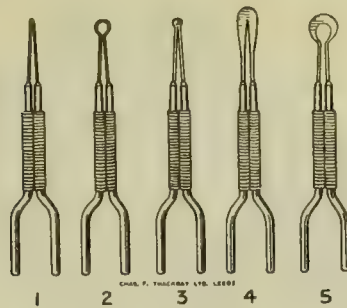


E4520-21

- E4520 GALVANO-CAUTERY BURNERS, Light Duty, straight, platinum tipped, Nos. 1 to 15, 5 in. long each
 E4521 Ditto .. bent each

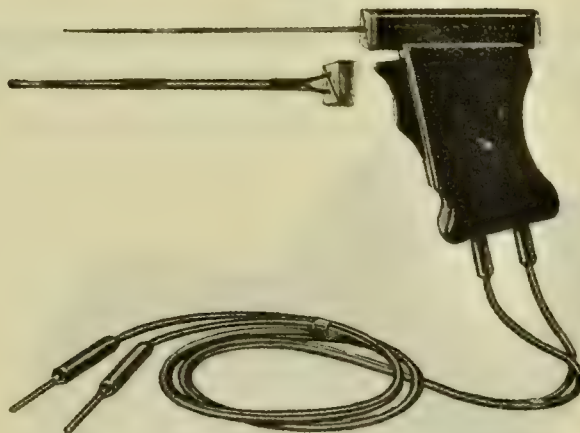
Transformers: pages E816-8.

*Not illustrated



E4522

- Cat. No. E4522 GALVANO-CAUTERY BURNERS, **Light Duty**, for eye work, platinum tipped, Nos. 1 to 5, for use with eye cautery handle (fig. E4518) each



E4523

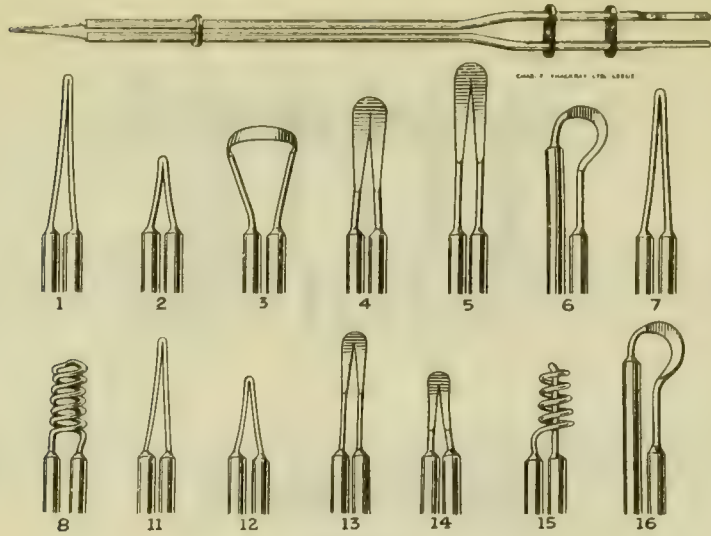
- | | | | | | | | |
|--------|--|----|----|----|----|----|------|
| E4523 | PISTOL SHAPE GALVANO-CAUTERY HANDLE, Light Duty , complete with rubber-covered cables | .. | .. | .. | .. | .. | each |
| E4524 | Ditto .. with light attachment | .. | .. | .. | .. | .. | each |
| E4525 | Spare Lamps for above | .. | .. | .. | .. | .. | each |
| E4526 | Spare Cables, Light Duty | .. | .. | .. | .. | .. | each |
| *E4527 | PISTOL SHAPE GALVANO-CAUTERY HANDLE, Heavy Duty , complete with rubber-covered cables | .. | .. | .. | .. | .. | each |
| E4528 | Ditto .. with light attachment | .. | .. | .. | .. | .. | each |
| E4529 | Spare Lamps for above | .. | .. | .. | .. | .. | each |
| E4530 | Spare Cables, Heavy Duty | .. | .. | .. | .. | .. | each |

Transformers: pages E816-8.

Heavy Duty Cautery Burners see overleaf.

*Not illustrated

ELECTRO-SURGICAL AND SUCTION APPARATUS



E4531-2

| | | | | | | | | | |
|----------|---|----|----|----|----|----|----|----|------|
| Cat. No. | | | | | | | | | |
| E4531 | GALVANO-CAUTERY BURNERS, Heavy Duty , straight, nickel-chrome alloy tipped, Nos. 1 to 16: 5 in. long | .. | .. | .. | .. | .. | .. | .. | each |
| E4532 | Ditto .. 7 in. long | .. | .. | .. | .. | .. | .. | .. | each |



E4533

| | | | | | | | | | |
|--------|--|----|----|----|----|----|----|----|------|
| †E4533 | LIGHT AND CAUTERY TRANSFORMER, Light Duty , for A.C. mains, (Please State Voltage), with rheostat for lamps giving control from zero to 6 volts, and rheostat for cautery | .. | .. | .. | .. | .. | .. | .. | each |
|--------|--|----|----|----|----|----|----|----|------|

†This Transformer is now earth-screened to comply with recommendations of the Ministry of Health.

For use with Cautery Burners and Handles: pages E814-5.



E4534

Cat. No.

†E4534 CAUTERY TRANSFORMER, Light Duty, for A.C. mains (Please State Voltage), with rheostat each
For use with Cautery Burners and Handles: pages E814-5.



E4535

†E4535 LIGHT AND CAUTERY TRANSFORMER, Heavy Duty for A.C. mains (Please State Voltage), with rheostats for lamps giving control from zero to 6 volts, and rheostat for cautery each
 †E4536 Ditto .. for Cautery only each

†These Transformers are now earth-screened to comply with recommendations of the Ministry of Health.

For use with Cautery Burners and Handles: pages E815-6.

ELECTRO-SURGICAL AND SUCTION APPARATUS



Cat. No.

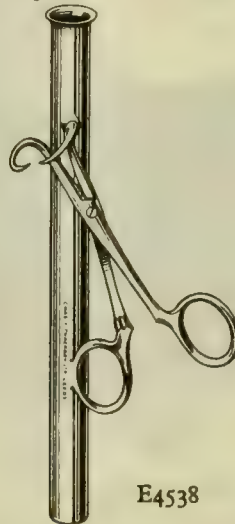
E4537

†E4537 LIGHT AND CAUTERY TRANSFORMER, Heavy Duty, for A.C. mains, Please State Voltage, with rheostat for lamps giving control from zero to 6 volts, and rheostat for cauterics, in leatherette-covered case each

†*E4537A Ditto .. Cautery only each

†These Transformers are now earth-screened to comply with recommendations of the Ministry of Health.

For use with Cautery Burners and Handles: pages E815-6.



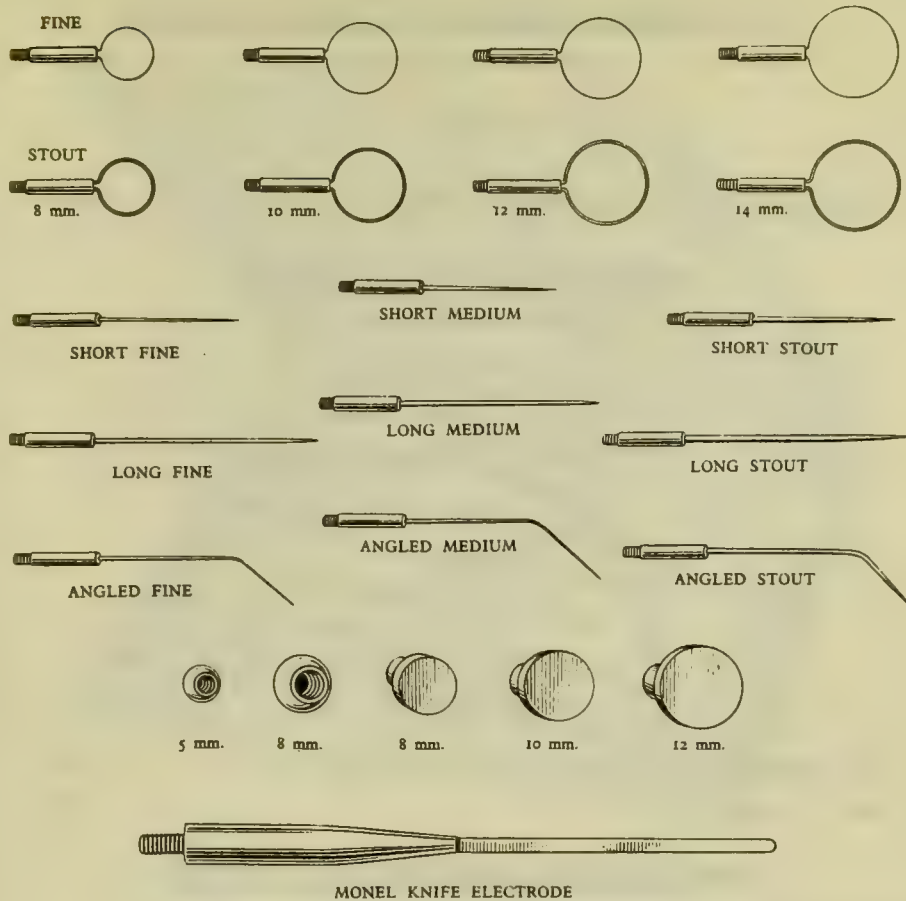
E4538

E4538 WINGFIELD'S DIATHERMY "QUIVER", stainless steel .. each
This instrument provides a convenient receptacle for a Diathermy Handle or Wheeler-Poole's Suction Tube when not in use. By means of the tenaculum forceps—welded to the tube—the "Quiver" can be clipped to the most convenient position in the field of operation.

*E4538A Ditto .. with loop on tube to hold Suction Tube, as used at Leeds General Infirmary each

*Not illustrated

ELECTRO-SURGICAL AND SUCTION APPARATUS



CHAS. F. THACKRAY LTD. LEEDS

E4539-46

Cat. No.

- | | | | | | | | | | |
|-------|--|----|----|----|----|----|----|----|------|
| E4539 | DIATHERMY LOOPS, fine, pure tungsten, four sizes: 8 mm., 10 mm., 12 mm. and 14 mm. | .. | .. | .. | .. | .. | .. | .. | each |
| E4540 | Ditto .. stout | .. | .. | .. | .. | .. | .. | .. | each |
| E4541 | DIATHERMY NEEDLES, straight, <i>short</i> , pure tungsten, three sizes: fine, medium and stout | .. | .. | .. | .. | .. | .. | .. | each |
| E4542 | Ditto .. <i>long</i> | .. | .. | .. | .. | .. | .. | .. | each |
| E4543 | Ditto .. <i>angled</i> | .. | .. | .. | .. | .. | .. | .. | each |

Handle for loops and needles: page E820.

E4544 DIATHERMY BALL ELECTRODE silver, two sizes: 5 mm. and 8 mm., each

E4545 Ditto .. PLATE ELECTRODES, three sizes: 8 mm., 10 mm. and 12 mm., each

Carriers for ball and plate electrodes: page E820.

E4546 DIATHERMY KNIFE ELECTRODE, monel metal each

Handle for knife electrode: page E820.

ELECTRO-SURGICAL AND SUCTION APPARATUS




HANDLE FOR LOOPS AND NEEDLES

E4547

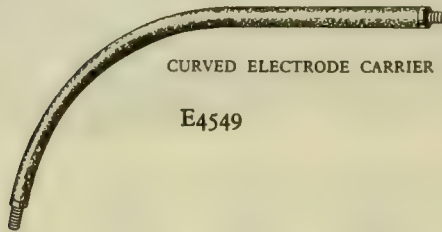
Cat. No.

E4547 DIATHERMY HANDLE for loops and needles each



STRAIGHT ELECTRODE CARRIER

E4548



CURVED ELECTRODE CARRIER

E4549

CHAS. F. THACKRAY LTD
LEEDS

E4548 DIATHERMY CARRIER, straight, for ball and plate electrodes .. . each

E4549 Ditto .. curved each



HANDLE FOR KNIFE ELECTRODE AND
ALSO FOR ELECTRODE CARRIERS

E4550

E4550 DIATHERMY HANDLE for knife electrode and electrode carriers .. . each



DIATHERMY CABLE

E4551

E4551 DIATHERMY CABLE, plastic covered each

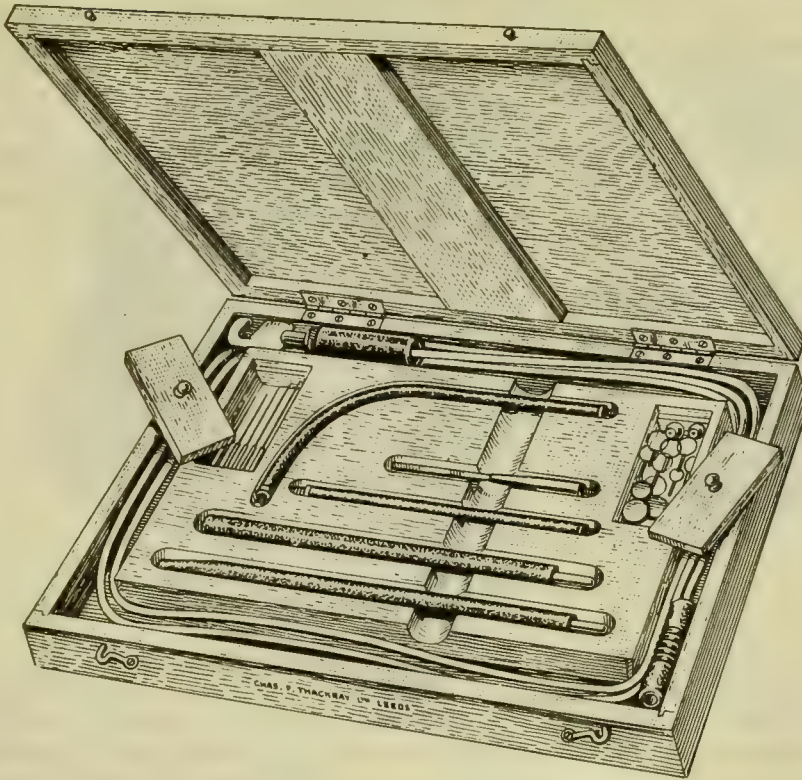
E4551A DIATHERMY LEAD, perforated, in sheets size 17 in. by 17 in. .. . each

E4551B Ditto .. plain each

E4551C Ditto .. Lead Plate, size 8 in. by 6 in., fitted with terminal to take Pin type
connector each

All above handles and cables are boilable.

Diathermy Machines: pages E822-6



E4552

DIATHERMY SET, consisting of:

- One Handle, for needles and loops, E4547
- One Handle, for monel knife, E4550
- One Monel Knife, E4546
- One Straight Carrier, for ball and plate electrodes, E4548
- One .. ditto .. curved, E4549
- One each 8, 10, 12 and 15 mm. loops, fine and stout, E4539-40
- One each short fine, short medium, short stout, long fine, long medium and long stout needles, E4541-2
- One each 5 and 8 mm. ball electrodes, E4544
- One each 8, 10 and 12 mm. plate electrodes, E4545
- One Diathermy Cable, E4551


| | | | | | | | | | | |
|----------|-------|------------------|----|----|----|----|----|----|----|----------|
| Cat. No. | E4552 | In mahogany case | .. | .. | .. | .. | .. | .. | .. | complete |
|----------|-------|------------------|----|----|----|----|----|----|----|----------|

ELECTRO-SURGICAL AND SUCTION APPARATUS

THE NEW †“DIATRON” VALVE-OPERATED SURGICAL DIATHERMY MACHINE

DESIGNED FOR CUTTING AND COAGULATING UNDER WATER, ALSO SUITABLE FOR USE
IN AIR FOR GENERAL SURGERY

Conforms to the exacting recommendations issued by the Ministry of Health in “Report of a Working Party on Anæsthetic Explosions” and in Memorandum H.M. (60) 49 (21st June, 1960) entitled “Electrical Safety in Hospitals—Electro Medical Apparatus”.



E4554A

The new “Diatron” Valve-operated Diathermy Machine is a powerful electro-surgical unit which provides currents for cutting and coagulating in general, gynæcological and urological surgery. It is particularly suitable for underwater cutting in transurethral resection of the prostate and meets the needs of modern technique in this field for the more rapid cutting of prostatic tissue.

By the use of a powerful high frequency generator using two triode thermionic valves, the “Diatron” will provide cutting current which is clean and without “drag” and effective coagulation for the control of bleeding; the two currents are separate (with Control Dials from zero to maximum in eight steps) and the footswitch is of the twin type. Thus the operator can pre-set the degree of cutting and coagulation required by means of control-knobs on the panel of the machine and select the required current by movement of the foot.

The new “Diatron” is fitted as standard with transformer circuits for galvano-cautery burners also lighting for headlamps and endoscopic instruments, all of which can be used simultaneously. The “Endoscopic” light circuit has two current limiting devices to protect against a high-intensity spark occurring in the event of a short circuit, also to protect lamp-bulbs against burn-out due to high frequency current.

Electrodes, Loops, Needles and Handles: pages E819-820.

† DIATRON—Regd. Trade Mark.

Description continued on opposite page.

ELECTRO-SURGICAL AND SUCTION APPARATUS

THE NEW "DIATRON" VALVE-OPERATED SURGICAL DIATHERMY MACHINE (*continued*)

SPECIAL FEATURES

Cabinet: Steel construction stove-enamelled in ivory-white, *completely gas-proofed*; fitted with drawer for accessories and mounted on anti-static castors.

Foot-Switch: Twin pattern for cutting or coagulation; gas-proofed and *completely enclosed against entry of water under normal conditions*; connection to machine (recessed to prevent accidental damage—see Fig. 1) is a non-reversing plug and socket, sealed and gas-proof tested and which can be locked in position.

Control Panel, of laminated plastic, is fitted with "Operating Indicator" (a neon pilot light which glows when diathermy currents are being applied) and "Plate Test", this being a valuable addition for checking the continuity of the "Indifferent" Electrode and a precaution against diathermy burns caused by broken or fractured cables (see Fig. 2).



FIG. 1




FIG. 2

SPECIFICATION

Power Output: 250 watts for optimum load conditions.

Operating Frequency: 3 megacycles per second for both cutting and coagulation outputs.

Main Oscillator Valves: Two Power Triodes, Type TY2/125, operating in parallel.

High Tension Circuit: Obtained from fully-impregnated transformer fitted with earthed screen between primary and secondary windings.

Indicator Lamps: 'Operating Indicator'—Neon type. 'Surgery'—6.3 v., 0.3 amp. 'Cautery and Light'—6.3 v., 0.3 amp.

Circuit Protection: Panel-mounted fuses are of the high-rupture capacity cartridge type. Spares are supplied with unit (housed in accessory drawer).

Power Input: Standard units suitable for 200–250 volts A.C. Mains. Single phase, 50 cycles. (Lower voltage models made to special orders).

Consumption: 1,200 V.A. 0.79 power factor. 950 watts.

CAUTERY AND LIGHT TRANSFORMERS

Light Circuits: 'Headlight' circuit 0.6 volts 2-amp., suitable for most surgical lamps. 'Endoscopic Instrument' circuit 0.4 volts 0.5 amp., fitted with current limiting device.

Cautery Circuit: A 4-volt, series controlled circuit, giving ample regulation for all standard cautery burners, maximum of 25 amps. continuously rated.

Weight: 139 lb. (63.0 kg.). Height: 35½ in. (89.5 cm.). Width: 23½ in. (59.7 cm.). Depth: 19¼ in. (48.9 cm.).

Cat. No.

E4554A "Diatron" Valve-operated Surgical Diathermy Machine, with transformers for Cautery and Light, complete with twin foot-switch and Indifferent Electrode and cable, as specified above each

The "Diatron" can be specially proofed for use in the tropics, without extra cost.

Suitable for use on Alternating Current only; please state Voltage when ordering.

NOTE.—The "Diatron" is suitable for use with resectoscopes including those on pages U246, U248, U249 and AD871–2.

Electrodes, Loops, Needles and Handles: pages E819–820.

ELECTRO-SURGICAL AND SUCTION APPARATUS

THE NEW "ENDOTHERM" SURGICAL DIATHERMY MACHINE

FITTED WITH TUNGSTEN SPARK GAPS DESIGNED FOR USE IN GENERAL, ABDOMINAL,
THORACIC AND NEUROLOGICAL SURGERY, ETC.

Conforms to the exacting recommendations issued by the Ministry of Health in "Report of a Working Party on Anæsthetic Explosions" and in Memorandum H.M. (60) 49 (21st June, 1960) entitled "Electrical Safety in Hospitals—Electro Medical Apparatus".



E4556A

The new "Endotherm", designed to comply with the latest recommendations issued by the Ministry of Health, is fitted with tungsten spark-gaps to produce high-frequency diathermy currents and is suitable for general use in Abdominal, Thoracic, Gynæcological and Neurological Surgery.

Both Cutting and Coagulating currents are provided and a two-way switch on the panel enables the operator to select the current required. Intensity of the current is controlled by means of a graduated dial.

The foot-switch for the "Endotherm" is gas-proofed and completely enclosed against the entry of water under normal conditions.

If required, Light and Cautery Transformers can be incorporated in the cabinet and for Thoracic Surgery the unit can also be supplied with a double-platform foot-switch to enable the operator to select either Diathermy or Cauterising currents.

SPECIAL FEATURES

Cabinet: Steel construction stove-enamelled in ivory-white, *completely gas-proofed*; fitted with drawer for accessories and mounted on anti-static castors.

Foot-Switch: Gas-proofed and *completely enclosed against entry of water under normal conditions*; connection to machine (recessed to prevent accidental damage—see Fig. 1) is a non-reversing plug and socket, sealed and gas-proof tested and which can be locked in position.

Control Panel, of laminated plastic, is fitted with "Operating Indicator" (a neon pilot light which glows when diathermy currents are being applied) and "Plate Test", this being a valuable addition for checking the continuity of the "Indifferent" Electrode and a precaution against diathermy burns caused by broken or fractured Cables (see Fig. 2).

Description continued on opposite page

ELECTRO-SURGICAL AND SUCTION APPARATUS

THE NEW "ENDOTHERM" SURGICAL DIATHERMY MACHINE (*continued*)



FIG. 1




FIG. 2

SPECIFICATION

Power Output: 200 watts maximum.

High Frequency Generator: Spark-gap operated.

High Tension Circuit: Obtained from double-bobbin fully-impregnated transformer.

Indicator Lamps: 'Operating Indicator'—Neon type. 'Surgery'—6.3 v., 0.3 amp.

Circuit Protection: Panel-mounted fuses are of the high-rupture capacity cartridge type. Spares are supplied with unit (housed in accessory drawer).

Power Input: Standard units suitable for 200–250 volts A.C. Mains, single phase, 50 cycles. (Lower voltage models made to special orders).

Consumption: 1,320 V.A. (0.85 Power Factor, 1,120 watts).

Weight: 179 lb. (81.2 kg.). Height: 35¼ in. (89.5 cm.). Width: 23½ in. (59.7 cm.). Depth: 19¼ in. (48.9 cm.).

CAUTERY AND LIGHT TRANSFORMERS (Cat. Nos. E4556A and E4557A only).

†**Light Circuits:** 'Headlight' circuit 0–6 volts 2-amp., suitable for most surgical lamps. 'Endoscopic Instrument' circuit 0–4 volts 0.5 amp., fitted with current limiting device.

Cautery Circuit: A 4-volt, series controlled circuit, giving ample regulation for all standard cautery burners, maximum of 25 amps. continuously rated.

†*Fitted with two current limiting devices to protect against a high-intensity spark occurring in the event of a short circuit, also to protect lamp-bulbs against burn-out due to high frequency current.*

Cat. No.

E4555A "Endotherm" Surgical Diathermy Machine, Standard Model, as described above, complete with Indifferent Electrode and cable and foot-switch each

E4556A Ditto .. but fitted with transformers for Light and Cautery and regulators for same each

E4557A Ditto .. ditto .. for Thoracic Surgery, with double-platform foot-switch to enable operator to select diathermy or cautery current each

The above machines can be specially proofed for use in the tropics, without extra cost.

Suitable for use on Alternating Current only; please state Voltage when ordering.


Electrodes, Loops, Needles and Handles: pages E819–20.

ELECTRO-SURGICAL AND SUCTION APPARATUS

THE NEW "ENDOFREX" VALVE-OPERATED SURGICAL DIATHERMY MACHINE

FOR CUTTING, COAGULATION, FULGURATION AND DESICCATION

Conforms to the exacting recommendations issued by the Ministry of Health in "Report of a Working Party on Anæsthetic Explosions" and in Memorandum H.M. (60) 49 (21st June, 1960) entitled "Electrical Safety in Hospitals—Electro Medical Apparatus".



E4561A

Designed for minor surgical work, the new ENDOFREX is a portable valve-operated machine which is suitable for use in dermatology, gynaecology, etc. It can be used in the following procedures:

Desiccation—for Verruca (Wart), keratosis, sarcoid cysts, furunculus, papillomas, tumours, vaginal cysts, etc. Needle is inserted into the tissue to produce dehydration and subsequent shrinkage.

Fulguration—for lupus vulgaris, moles, fibroma, epithelioma, granular pharyngitis, etc. The needle is held away from the tissue, dehydration or carbonisation being accomplished by the current sparking across.

Coagulation—for tonsil tags, cervicitis, cervical cysts, hæmorrhoids, endocervicitis, cervical growths, etc. The ball electrode, held against the tissue, produces rapid coagulation.

In use, the **Endofrex** is employed with a mono-polar output; an indifferent electrode may be connected to increase all outputs if required.

The new **Endofrex** is supplied in an all-steel portable cabinet which is *completely gas-proof*, finished in ivory-white stove enamel. It is supplied with foot-switch, indifferent cable and electrode, surgical handle, two needles and one coagulating ball electrode.

SPECIFICATION

Power Output: 80 watts for optimum load conditions.

Operating Frequency: 3 megacycles per second.

Oscillator Valve Circuit: Type TY₂/125 Power Triode, operating under low power conditions.

Oscillator Power Supply: Separate transformers are used for Heater and High Tension supplies. The primary of the H.T. transformer is operated by the foot-switch. Both transformers fitted with earthed secondaries between primaries and secondaries.

Indicator Lamps: Operating 'Indicator'—Neon type. Mains pilot—6.3 v., 0.3 amp.

Power Input: Standard units suitable for 200–250 volts A.C. Mains, single phase, 50 cycles. (Lower voltage models made to special orders).

Consumption: 350 V.A. 0.8 Power Factor. 280 watts.

Weight: 33 lb. (14.9 kg.). **Height:** 11¼ in. (28.6 cm.). **Width:** 20 in. (50.8 cm.). **Depth:** 11½ in. (29.2 cm.).

Cat. No.

E4561A "ENDOFREX" portable valve-operated Diathermy Machine, as described above,
each

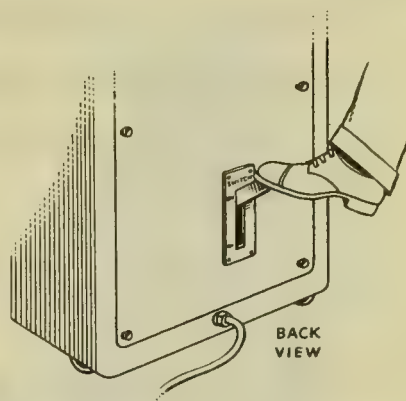

*The above machine can be specially proofed for use in the tropics, without extra cost.
Suitable for use on Alternating Current only; please state Voltage when ordering.*

ELECTRO-SURGICAL AND SUCTION APPARATUS

"SUPERVAC" ELECTRIC SUCTION PUMP

E

827



A POWERFUL QUIET-RUNNING SUCTION UNIT, SPECIALLY DESIGNED FOR USE IN THE HOSPITAL OPERATION THEATRE, ETC.

E4563

Special features include:

- Totally enclosed flameproof motor.
- Twin Suction Jars, 4-pint capacity, float-controlled to prevent fluids entering pump.
- Change-over valve interconnected to both jars to permit continuity of operation.
- Foot operated lever-switch for motor.
- † ● Filter on exhaust outlet to prevent dissemination of micro-organisms.

The *SUPERVAC is fitted with a powerful single-stage high vacuum rotary pump, and provides a high degree of suction which is necessary for surgical operations, etc. It is operated by a Flameproof Motor (Buxton Certified for Group 2 gases) with its control switch incorporated within the flameproof casing, and actuated by a simple external lever (see inset) through a flameproof bearing.

The pump is connected to two wide-mouthed glass suction jars through a two-way lever-operated valve (mounted on the front of the cabinet) so that when one jar is full of fluid, the lever may be switched over to operate the second jar immediately, permitting the first jar to be disconnected, emptied and replaced without interfering with the vacuum in the second jar, thus providing continuous uninterrupted suction.

Each jar is secured to the cabinet by means of a tension spring for speedy fixation and release, and each is fitted with a float which automatically operates a simple air-inlet valve when the fluid rises to a pre-determined safe level. This valve, mounted externally on the metal top of the bottle, is connected directly to the pump; consequently, once the float has operated, *there is no danger of fluid entering the pump even if fluid continues to enter the bottle by syphoning.* The metal tops of the suction jars are fitted with cone-shaped metal connections on the tubing mounts, of different sizes to eliminate the possibility of a wrong connection being made.

Interconnected with the suction system are a Regulating Valve (left top of front of cabinet) for increasing or decreasing the suction and a Vacuum Gauge to indicate the degree of vacuum in inches, of mercury.

† Vide "Lancet", 9th August, 1958, pp.299-300. *Trade Mark

ELECTRO-SURGICAL AND SUCTION APPARATUS

"SUPERVAC" ELECTRIC SUCTION PUMP (continued)

SPECIFICATION

MOTOR

$\frac{1}{4}$ h.p. 1,425 r.p.m. Capacitor type, continuous rating, single phase, 50 cycle, flameproof, with built-in control switch operated by extension lever.

PUMP

Single stage rotary type high vacuum pump and compressor, belt driven.

DISPLACEMENT

20 litres (35.2 pints) (0.7 cu.ft.) per minute.

ULTIMATE VACUUM

0.25 mm. of mercury.


CABINET

Cream enamelled heavy gauge sheet steel with fittings as illustrated, access panel at back, mounted on ball bearing rubber tyred castors with anti-static rubber tyres. Size: Cabinet 14 by 17 $\frac{1}{2}$ by 23 in.; Platform 17 $\frac{1}{2}$ by 8 in.

†Cat. No.

| | | | | | | | | |
|--------|--|----|------------------|----|----|----|----|----------|
| E4563 | "SUPERVAC" ELECTRIC SUCTION PUMP with twin jars with safety floats and 3 yds. of pressure tubing for each, change-over valve, vacuum control valve, vacuum gauge 0—30 in. mercury, $\frac{1}{4}$ h.p. flameproof motor and rotary pump, mounted in cream enamelled sheet steel cabinet, as described, complete with 6 yds. rubber covered 3-core cable | .. | .. | .. | .. | .. | .. | complete |
| E4563A | Ditto | .. | Single Jar Model | .. | .. | .. | .. | complete |
| E4564 | Spare Glass Jars, without metal top | .. | .. | .. | .. | .. | .. | each |
| E4565 | Spare Metal Top and Safety Float for above | .. | .. | .. | .. | .. | .. | each |
| E4566 | Spare Rubber Washer for above | .. | .. | .. | .. | .. | .. | each |
| E4567 | Spare Endless Driving Belt | .. | .. | .. | .. | .. | .. | each |
| E4568 | Oil for pump | .. | .. | .. | .. | .. | .. | per pint |
| E4568A | Pressure Tubing, rubber | .. | .. | .. | .. | .. | .. | per yard |

†For use on A.C. mains. Please state Voltage when ordering.




E4569

Cat. No.

| | | | | | | | | |
|--------|---|----|---------------------------------|----|----|----|----|------|
| E4569 | SUCTION PUMP, "FOOT OPERATED", complete with Yankauer's suction tube, as illustrated, bottles 40 oz. capacity | .. | .. | .. | .. | .. | .. | each |
| E4569A | Ditto | .. | without Yankauer's suction tube | .. | .. | .. | .. | each |
| E4570 | Spare Bottles for above | .. | .. | .. | .. | .. | .. | each |

A useful piece of equipment for places where it is not possible to install electrically driven suction pumps or those dependent on pressure water supply; also as an Emergency Pump in case of breakdown of water and electricity services.



E4571-2



E4573-4

This apparatus is not effective where the pressure-head of water is less than 30 lb. per square inch at the Inlet Stop Valve.

†“AQUA-VAC” WATER SUCTION VALVE, for permanently fixing to the wall of the operation theatre or hospital ward. A new valve providing an inexpensive method of obtaining suction.

Designed according to a well-known principle, it depends for its action on the water pressure in the main cold water system. Unlike electric pumps and suction valves which fit on to water taps, the “Aqua-Vac” always works efficiently and silently.

Simple to install and merely necessary to fix it to the wall as illustrated and connect it to MAIN cold water and drain. A vacuum gauge is fitted to indicate the exact degree of suction being obtained. A model can also be supplied to work on a STEAM main when the pressure at the Stop Valve is approximately 15 lb. per square inch.

In addition to theatre use, it is invaluable in hospital wards for draining the bladder after prostatectomy Chromium plated.

Cat. No.

| | | | | | | | | | |
|--------|--|----|----|----|----|----|----|----|----------|
| E4571 | For Water | .. | .. | .. | .. | .. | .. | .. | each |
| E4572 | For Steam | .. | .. | .. | .. | .. | .. | .. | each |
| E4573 | “SAFETY” SUCTION BOTTLE has been designed for use with the “Aqua-Vac” Suction Valve. It is fitted with a float valve arranged to close automatically when aspirated fluid reaches a high level. This prevents the possibility of pus or other undesirable fluids from entering and contaminating the Suction Valve. In use, it is interposed between the valve and suction tube. All metal parts chromium plated. Capacity approximately ½ gallon each | | | | | | | | |
| E4574 | Spare Glass Bottles for above | .. | .. | .. | .. | .. | .. | .. | each |
| *E4575 | PRESSURE TUBING, rubber, thick walled, for use with the “Aqua-Vac” Suction Valve | .. | .. | .. | .. | .. | .. | .. | per yard |


*Not illustrated. †Reg. Trade Mark

ELECTRO-SURGICAL AND SUCTION APPARATUS



E4576

FOR USE ON ALTERNATING CURRENT ONLY
PLEASE STATE VOLTAGE WHEN ORDERING



E4578

FOR USE ON ALTERNATING CURRENT ONLY
PLEASE STATE VOLTAGE WHEN ORDERING

Cat. No.

†E4576 "MINVAC" ELECTRIC PORTABLE SUCTION PUMP, for continuous operation, complete with †Filter 4-pint glass drainage bottle, 2-way metal connection and tubing. Mounted on cream enamelled wooden base board with chromium-plated carrying handle and bottle clip complete

†*E4576A Ditto .. fitted with Overflow Valve to prevent fluid entering motor, complete

E4577 Spare Drainage Bottles for above each

This pump is for use in hospital wards for slow, continuous or intermittent suprapubic drainage of the bladder, intestines, etc. Totally enclosed and *silent* in use the motor will work continuously as it is operated by electro-magnetic force.

†E4578 ROBERT'S' TYPE ELECTRIC PORTABLE SUCTION PUMP, for continuous operation, complete with †Filter 4-pint glass drainage bottle, 3-way metal connection and rubber tubing, automatic vacuum-control valve, double-piston rod, vacuum gauge graduated 0-30 cm. mercury. Mounted on cream enamelled wooden base board with chromium-plated handle and bottle clip complete

†*E4578A Ditto .. fitted with Overflow Valve to prevent fluid entering motor, complete

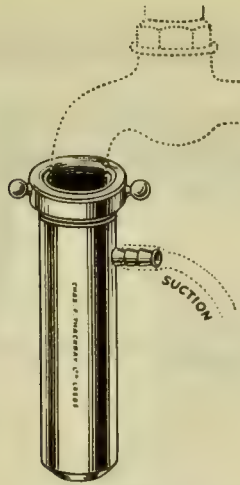
E4579 Spare Drainage Bottles for above each

This pump is for use in hospital wards for slow, continuous or intermittent drainage—particularly of empyema. Totally enclosed and *silent* in use, the motor will work continuously as it is operated by electro-magnetic force. The vacuum gauge in conjunction with the Automatic Control valve provides pre-selection of the degree of vacuum required.

†Perspex Covers for Motor Units only, extra each

*Not illustrated

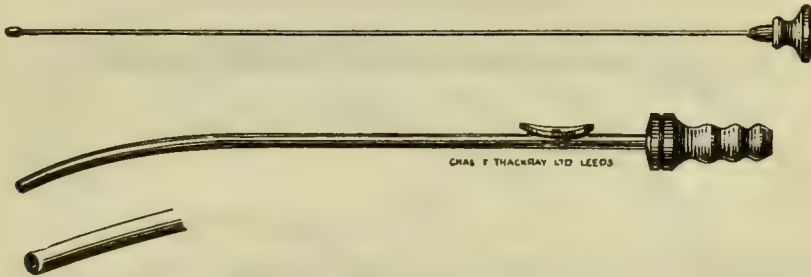
†Filter prevents dissemination of micro-organisms, *Vide "Lancet" 9th Aug. 1958, pp. 299-300.*



E4580

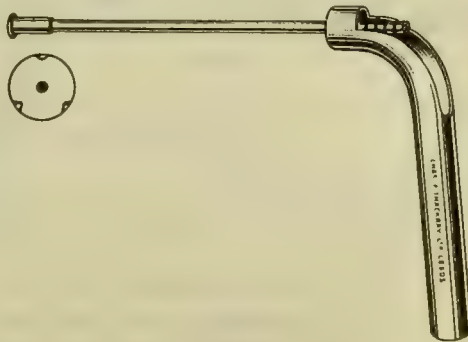
Cat. No.

- | | | |
|-------|---|----------|
| E4580 | GRAY'S SUCTION PUMP, chromium plated, for use on ordinary cold water tap, | each |
| E4581 | Spare Rubber Washers for above | each |
| E4582 | Rubber Tubing for the above pump | per yard |



E4583


- E4583 AMERICAN PATTERN SUCTION TUBE, with stilette, chromium plated, each



E4584

- E4584 DENIS BROWNE'S SUCTION TUBE, chromium plated each
The large bore metal tube attached to the tubing mount provides reinforcement for rubber tubing to prevent kinking and also serves as a handle.

ELECTRO-SURGICAL AND SUCTION APPARATUS




E4585

Cat. No.


E4585 DENIS BROWNE'S SUMP, chromium plated each

For evacuation of fluid from the abdominal cavity. Any suction tube (metal or rubber) with an open end can be used, as the perforations on the sump permit continuous filtering of fluid and prevent blockage of the suction tube by bowel, etc.




E4586

E4586 MAGILL'S SUCTION TUBES, for removing air bubbles from under graft, three sizes: 1, 2 and 3, chromium plated each



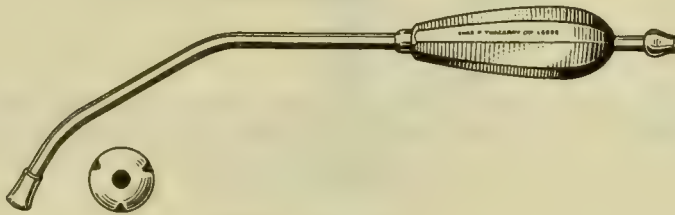
E4587

E4587 SIMPSON-SMITH'S SUCTION TUBE, with thumb-button control, detachable inner suction tube and perforated sheath 31 French Catheter Gauge, chromium plated each




E4588

- Cat. No. E4588 WHEELER'S OR POOLE'S SUCTION TUBE, detachable inner suction tube, with straight tubing mount and perforated sheath 29 French Catheter Gauge, chromium plated each
- E4589 Ditto .. with curved mount each



E4590

- E4590 YANKAUER'S SUCTION TUBE, chromium plated each



E4591

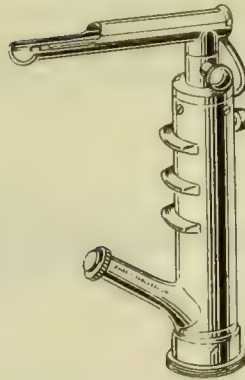
- E4591 UNIVERSAL SUCTION SET, consisting of: five suction tubes (Nos. 1-5) and universal handle (No. 6) as specified below complete
- Separate parts:
- E4592 Abdominal Suction Tube, No. 1, with fenestrated tip, chromium plated, each
- E4593 Malleable Tube, No. 2, with perforated tip, silver plated stem, chromium plated tip each
- E4594 Yankauer's Tube, No. 3, with perforated tip, chromium plated each
- E4595 Bent Tube, No. 4, with round open tip, chromium plated each
- E4596 Bent Tube, No. 5, with oval open tip, chromium plated each
- E4597 Universal Handle, No. 6, with socket to take any of the cone-fitting mounts of Nos. 1-5, chromium plated each

Wooden or metal cases for the above can be made to order.

ADDENDA

GENERAL OPERATION INSTRUMENTS

ANÆSTHETIC ACCESSORIES



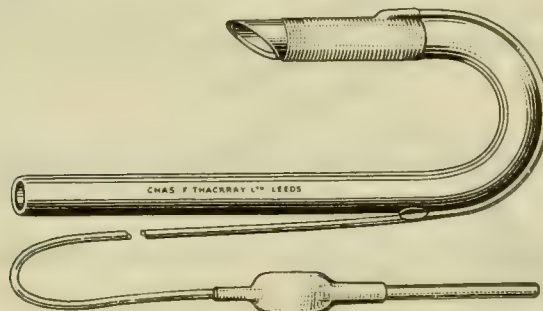
AD4668

Cat. No.

- AD4668 "SHADWELL" LARYNGOSCOPE, with infant's size blade and battery handle, chromium plated, complete with battery and lamp each
- *AD4669 Ditto .. but with infant's and child's size blades, and battery handle, chromium plated, complete with battery and lamp each
- AD4670 Spare Blades only, chromium plated, infant's and child's size each
- †AD4671 Spare Lamps for above, 8B.A. each

*Not illustrated

†When ordering please state size required



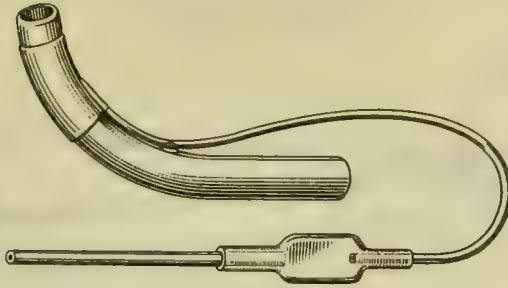
AD4672

- †AD4672 BROWNLIE'S TRACHEOTOMY TUBE, rubber, for total laryngectomy, with fixed inflation cuff and pilot balloon. Three sizes: 8, 9 and 10 Magill's Tube Gauge (32, 36 and 42 French Catheter Gauge—see page G25) each

‡Dr. D. G. Brownlie (Redcar) writes:

This is an intra-tracheal tube for use during total laryngectomy after division of the trachea. The shape of the tube allows it to lie comfortably in the trachea and prevents other anaesthetic tubing or connections interfering with the operation field.

ADDENDA
GENERAL OPERATION INSTRUMENTS
ANÆSTHETIC ACCESSORIES

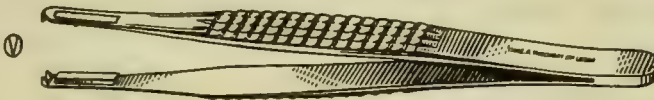


Cat. No.

AD4673

AD4673 BULBAR TRACHEOTOMY TUBE, rubber, with fixed inflation cuff and pilot balloon, designed for use in artificial ventilation, sizes: 1 to 12 †Magill's Tube Gauge (20 to 34 French Catheter Gauge) each
 † Actual sizes, see Page G25.

DISSECTING FORCEPS



AD4598

AD4598 CHARNLEY'S DISSECTING FORCEPS, with one into two teeth and block on jaw, 5 3/4 in., stainless steel each

Description of use: see fig. G323 or G819.



AD4674

AD4674 CHARNLEY-JEAN'S DISSECTING FORCEPS, with one into two teeth and block on jaw, 5 1/2 in., stainless steel each
 *AD4675 Ditto .. 7 in. each




AD4676

AD4676 PYRAH'S modified LANE'S DISSECTING FORCEPS, with roughened handles and three into four teeth, 9 in., stainless steel each
 Professor L. N. Pyrah writes: "It is for use in the dissection of deep cavities, particularly the pelvis, e.g. in total cystectomy procedures."

* Not illustrated.

ADDENDA
GENERAL OPERATION INSTRUMENTS

TISSUE FORCEPS




AD4677

Cat. No.

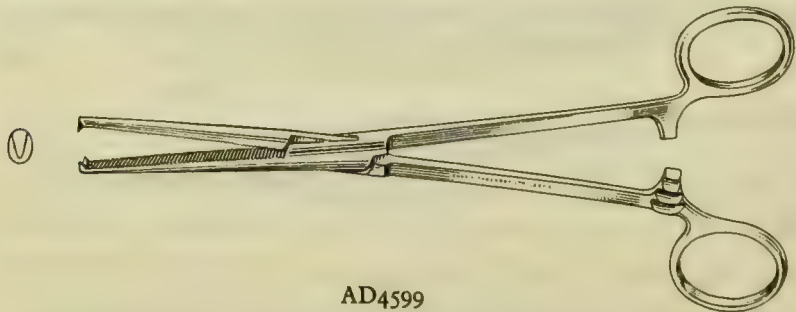
AD4677 BABCOCK'S TISSUE FORCEPS, box-joint, 9 in., stainless steel each
(see page G53)

ARTERY FORCEPS



AD4678

AD4678 LLOYD-DAVIES' ARTERY FORCEPS, curved-on-flat, box-joint, 10 in., stainless steel .. each
*AD4679 DUNHILL'S ARTERY FORCEPS, curved-on-flat, box-joint, 5 in., stainless steel (see page G59) .. each
*AD4680 FRASER-KELLY'S ARTERY FORCEPS, straight, box-joint, 7 in., stainless steel (see page G59) .. each

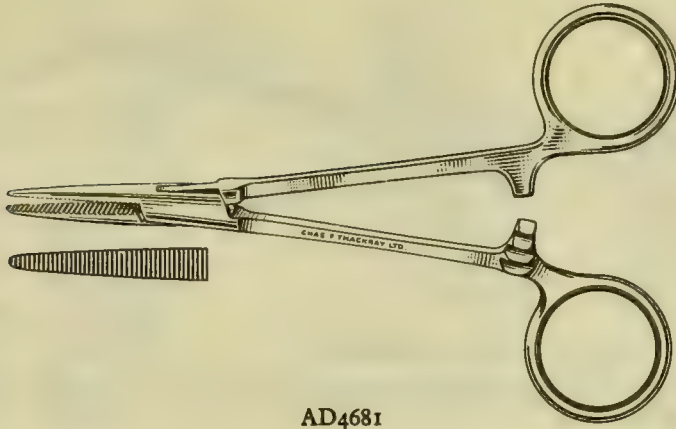


AD4599

AD4599 KOCHER'S ARTERY FORCEPS, box-joint, 8 in., stainless steel .. each
AD4599A Ditto .. 9 in. each

*Not illustrated

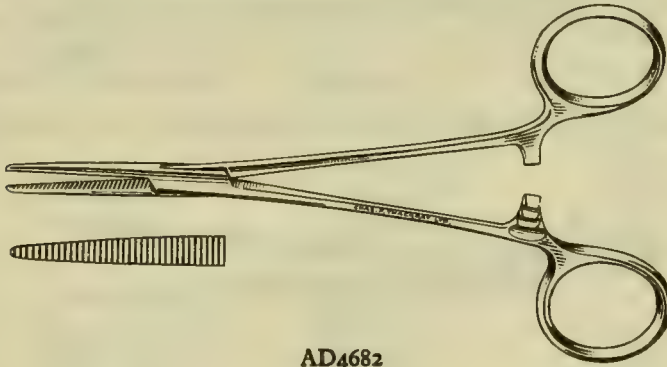
ARTERY FORCEPS



AD4681

Cat. No.

AD4681 "LEICESTER" PATTERN ARTERY FORCEPS, straight, box-joint, 5½ in., stainless steel each



AD4682

AD4682 ST. GEORGE'S HOSPITAL PATTERN ARTERY FORCEPS, straight, box-joint, 5½ in., stainless steel each

AD4600 SPENCER WELLS' ARTERY FORCEPS, curved-on-flat, box joint, 5 in., stainless steel .. each

AD4601 Ditto .. box joint, 6 in. each

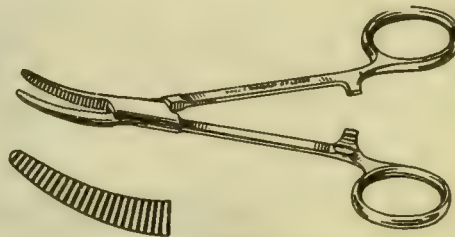
AD4602 Ditto .. box joint, 7 in. each

AD4603 Ditto .. box joint, 8 in. each

AD4604 Ditto .. box joint, 9 in. each

*AD4605 SPENCER WELLS' ARTERY FORCEPS, straight, screw joint, 9 in., stainless steel .. each

*AD4606 Ditto .. box joint .. each
AD4605 and AD4606 also appear as G468A and G472A.



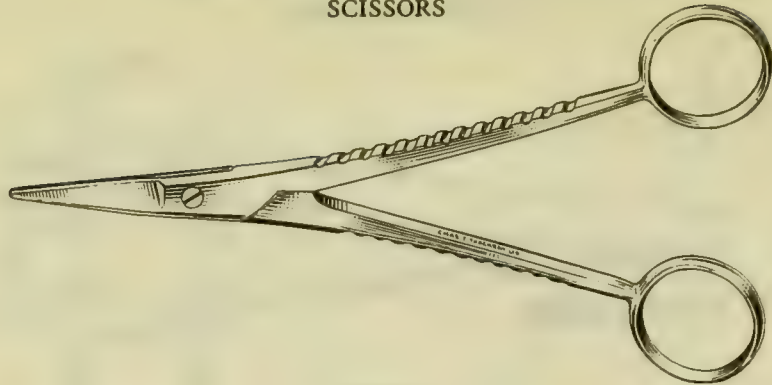
AD4600

* Not illustrated

ADDENDA

GENERAL OPERATION INSTRUMENTS

SCISSORS



Cat. No.

AD4683

AD4683 DENIS BROWNE'S SCISSORS, straight, with fine blunt points, open shanks,
6½ in., stainless steel each




AD4684

AD4684 LLOYD-DAVIES' SCISSORS, straight, with blunt points, 10 in., stainless steel,
each



AD4685

AD4685 LLOYD-DAVIES' SCISSORS, curved-on-flat, with blunt points, 10 in., stainless
steel each



AD4686

AD4686 "SHEFFIELD" PATTERN BANDAGE SCISSORS, angled-to-side, with fine
probe point on lower blade, 6 in., stainless steel each

ADDENDA
GENERAL OPERATION INSTRUMENTS
RETRACTORS

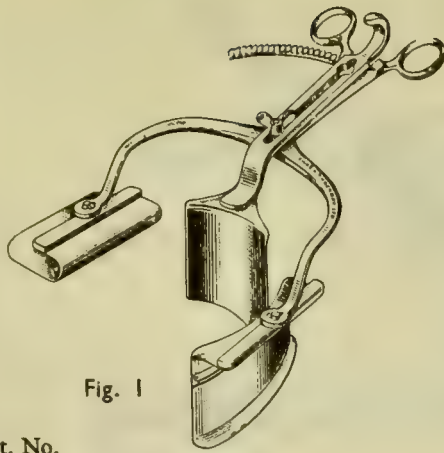


Fig. 1

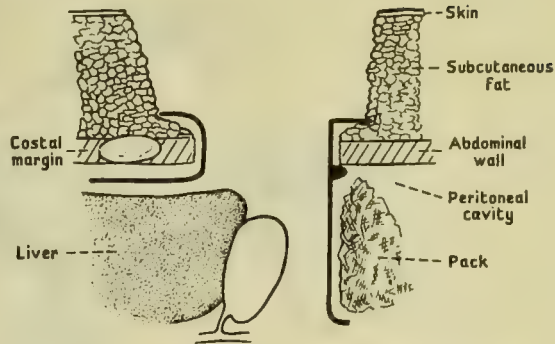


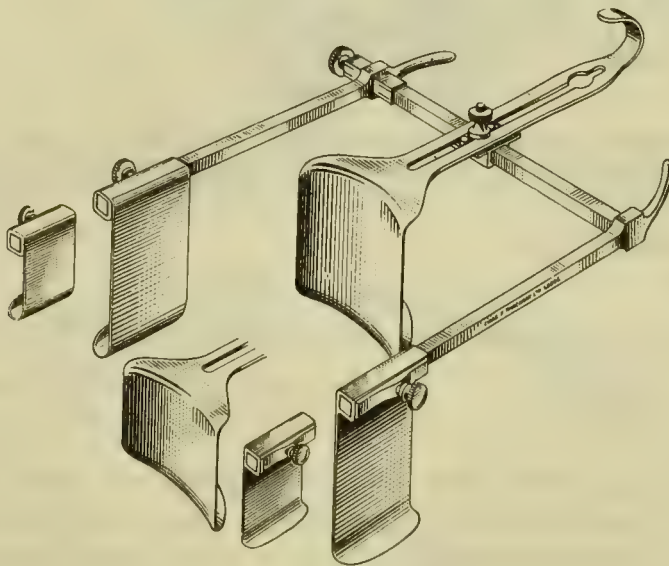
Fig. 2—Diagram showing how the two main blades of the retractor are placed.

AD4687

Cat. No.

AD4687 BENNETT-JONES' RETRACTOR for cholecystectomy, self-retaining, with adjustable third blade, stainless steel each

Originally described in "The Lancet", October 22nd, 1955, page 854, Mr. M. J. Bennett-Jones, Ch.M., F.R.C.S. (United Liverpool Hospitals), emphasises its usefulness in very fat patients. He writes that the retractor is best used with a Kocher incision; the shafts of all blades are cranked to bring the handles clear of the subcutaneous fat and skin.

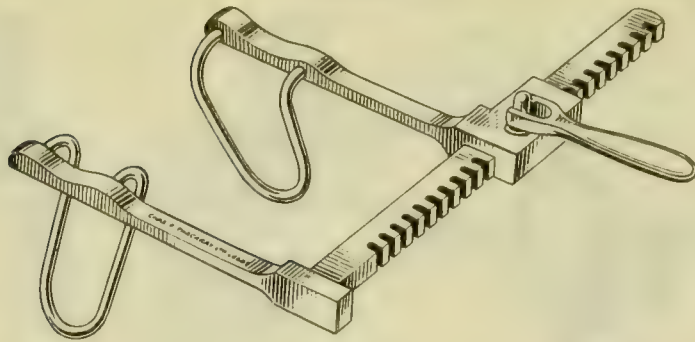


AD4688

†AD4688 GOLIGHER'S modified BERKELEY'S RETRACTOR for lower abdomen, self-retaining, with two of each two sizes detachable lateral blades, and two sizes adjustable third blades, stainless steel each

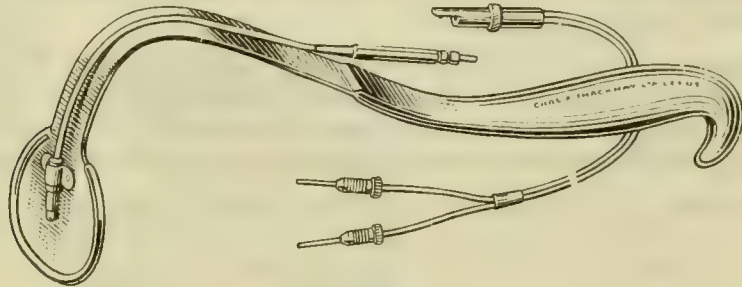
†Used for rectal excision.

ADDENDA
GENERAL OPERATION INSTRUMENTS
RETRACTORS



AD4689

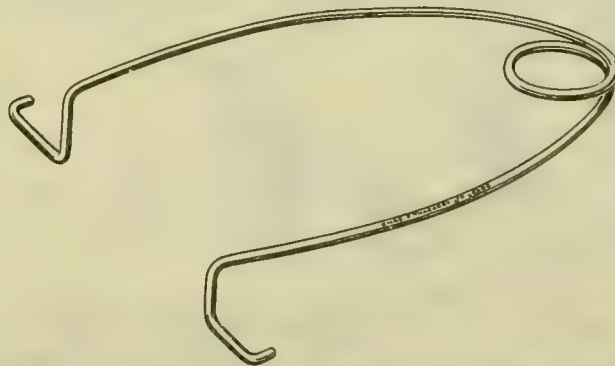
Cat. No.
 AD4689 **McKEOWN'S modified GOSSET'S RETRACTOR**, self-retaining, with
FINOCHIETTO'S lever device, blades $2\frac{3}{8}$ in. deep by $1\frac{3}{4}$ in. wide, stainless
 steel each



AD4607

AD4607 **MAINGOT'S modified HARRINGTON'S RETRACTOR**, with mirror
 finish spatulate blade, detachable light carrier (boilable), lamp and rubber covered
 cables, stainless steel blade and shaft, chromium plated shaped hollow handle,
 complete


AD4608 Spare Lamps, 3.5 volts each



AD4690

AD4690 **"NEW ZEALAND" PATTERN RETRACTOR**, self-retaining, stainless steel,
 each

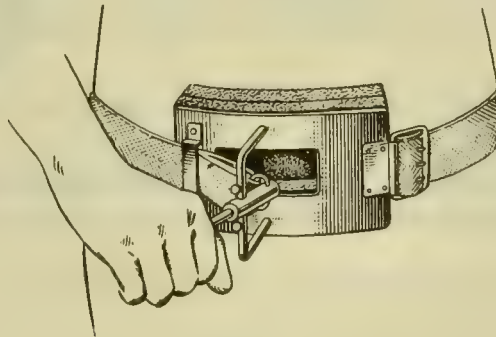
MISCELLANEOUS INSTRUMENTS



AD4691-2

Cat. No.

| | | | | | | | |
|--------|---|----|----|----|----|----|------|
| AD4691 | "NEWCASTLE" PATTERN ANEURYSM NEEDLE, (A) curved to right, | | | | | | |
| | 5½ in., stainless steel | .. | .. | .. | .. | .. | each |
| AD4692 | Ditto .. (B) curved to left | .. | .. | .. | .. | .. | each |



AD4693

| | | | | | | |
|---------|--|----|----|----|----|------|
| †AD4693 | CAMPBELL'S COUGH PROTECTOR, lightweight aluminium, with thick felt pad, quick-action lever and webbing strap | .. | .. | .. | .. | each |
|---------|--|----|----|----|----|------|

†Designed for use during the post-operative phase following abdominal operations to encourage the patient to cough, and by relieving pain, to protect the wound. The belt loosely encircles the lower thorax, and when a cough seems imminent the patient is able to tighten the belt and fix the epigastrium by a simple movement of the quick-action lever.

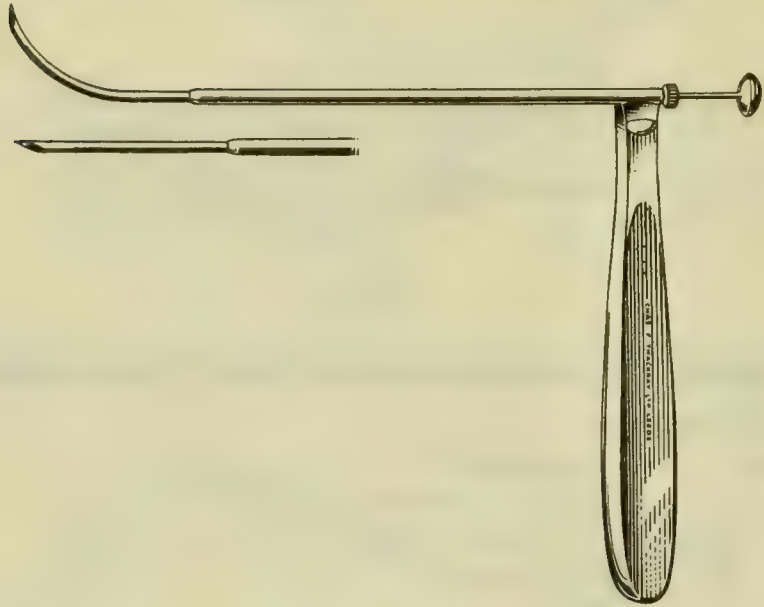
Vide: "British Medical Journal", 26th July, 1952, page 226;

"Peptic Ulcer" (E. & S. Livingstone Ltd., 1953) by Prof. C. F. W. Illingworth, page 170.

ADDENDA

GENERAL OPERATION INSTRUMENTS

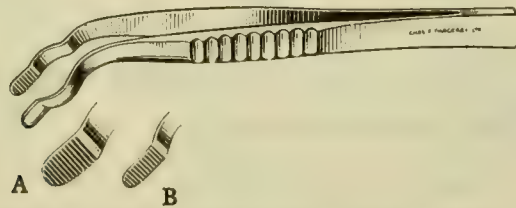
MISCELLANEOUS INSTRUMENTS



AD4694-5

Cat. No.

| | | | | | | | | |
|--------|--|----|----|----|----|----|----|------|
| AD4694 | RADON SEED INTRODUCER, curved, with blunt pusher, stainless steel on chromium plated hollow handle | .. | .. | .. | .. | .. | .. | each |
| AD4695 | Ditto .. straight | .. | .. | .. | .. | .. | .. | each |




AD4696-7

| | | | | | | | | |
|---------|--|----|----|----|----|----|----|------|
| *AD4696 | "WELBECK" PATTERN NEEDLE and SYRINGE HOLDING FORCEPS, with broad jaws (A), $5\frac{3}{4}$ in., stainless steel | .. | .. | .. | .. | .. | .. | each |
| AD4697 | Ditto .. with narrow jaws (B) | .. | .. | .. | .. | .. | .. | each |

**Also useful for manipulating catheters during introduction*

GENERAL OPERATION INSTRUMENTS

MISCELLANEOUS INSTRUMENTS



AD4698

Cat. No.

†AD4698 STERILIZING TUBE for Greenfield's Spinal Manometer, consisting of tube fitted with rack, chromium plated (to take manometer, needles and 2ml. syringe) each

The screw-fitting cap has a perforated top which can be occluded by a shutter arrangement, which can be locked by a thumb-screw in the "open" or "closed" position, and the apparatus is kept ready for immediate use. For sterilization by autoclave *only*.

NOTE.—When locked, shutter cannot be accidentally opened or closed.

*AD4698A Ditto .. simple pattern, with light-weight metal tube and push-on fitting cap, with opposing perforations which can be occluded. Nickel plated .. each

† See pages V540 and C679 for Manometers



AD4699

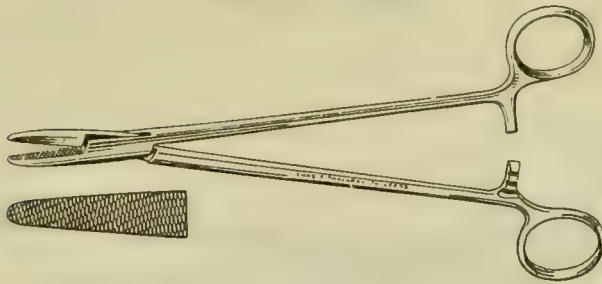
AD4699 STERILIZING TUBE for Skin Grafting Knives, consisting of chromium plated metal tube with push-on-fitting cap each

This unperforated container is for hot-air sterilization only and enables knives to be kept ready for immediate use. Longitudinal ribs prevent it rolling on the table.

**Not illustrated*


GENERAL OPERATION INSTRUMENTS

NEEDLE HOLDERS

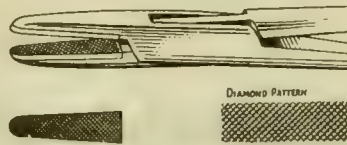


AD4700

Cat. No.
AD4700 LLOYD-DAVIES' NEEDLE HOLDER, box-joint, 10 in., stainless steel, each



G804TC

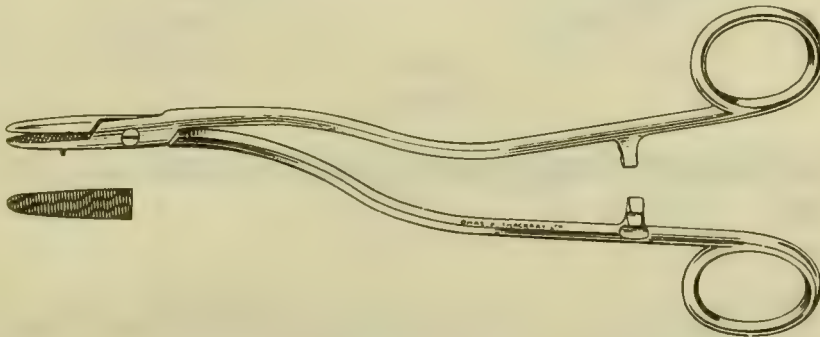


G805TC

G804TC MAYO'S NEEDLE HOLDER, box-joint, 7½ in., stainless steel, jaws fitted with Tungsten Carbide inserts each
G805TC Ditto .. light pattern, 6 in. each

See page G127 for complete illustrations.

†The tungsten carbide facings on the jaws of these needle holders provide extremely hard finely-serrated surfaces which minimise rotation of the suture needle and ensure a positive grip. Other patterns of needle holders can be similarly treated—details on request.

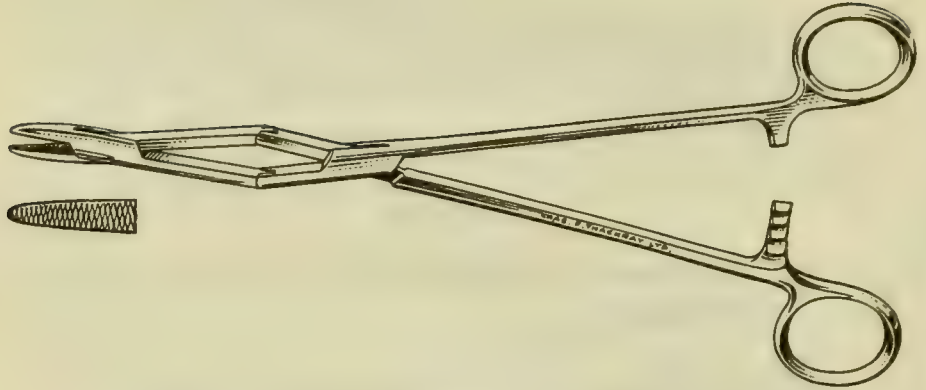


AD4711

AD4711 MOGG'S modified THOMPSON-WALKER'S NEEDLE HOLDER, with fine jaws, screw-joint, 8 in., stainless steel each

ADDENDA
GENERAL OPERATION INSTRUMENTS

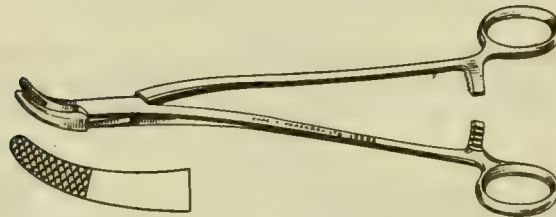
NEEDLE HOLDERS



AD4712

Cat. No.

AD4712 NAUNTON MORGAN'S NEEDLE HOLDER, compound action joint, 10 in.,
 stainless steel each

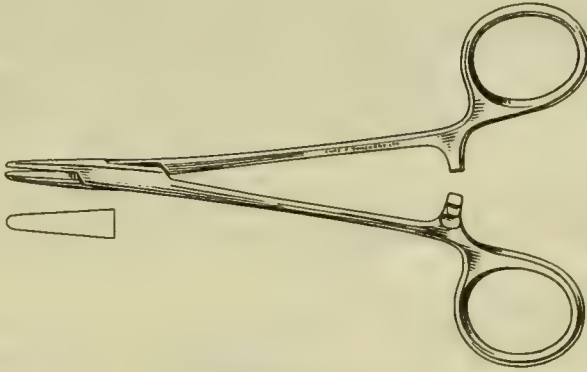


AD4613

*AD4613 "MULTICURVE" NEEDLE HOLDER, box joint, 9 in., stainless steel, each
 *AD4613A Ditto .. 6½ in. each

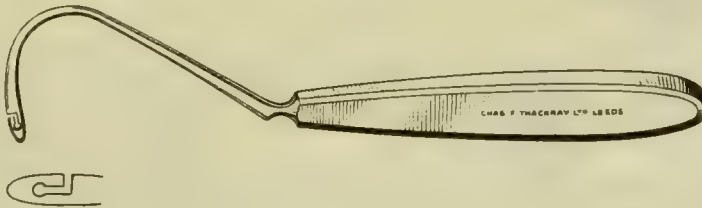
**These needle holders have laterally curved shanks and curved-on-flat jaws: a design which enables the operator to have a less obstructed view of the needle when working at depth. The "multicurve" also tends to follow the natural twist of the wrist when using a curved needle.*

NEEDLE HOLDERS



AD4713

- | | | | | | | | | | |
|----------|---|------|--|--|--|--|--|--|--|
| Cat. No. | | | | | | | | | |
| AD4713 | WEBSTER'S NEEDLE HOLDER, with plain jaws, box-joint, 5 in., stainless steel | each | | | | | | | |
| *AD4714 | Ditto .. CONVERSE'S PATTERN with longitudinally serrated jaws, box-joint, 5 in., stainless steel | each | | | | | | | |



AD4614

- | | | |
|--------|--|------|
| AD4614 | CHAMBERLAIN'S ANEURYSM NEEDLE, stainless steel, chromium plated handle | each |
|--------|--|------|

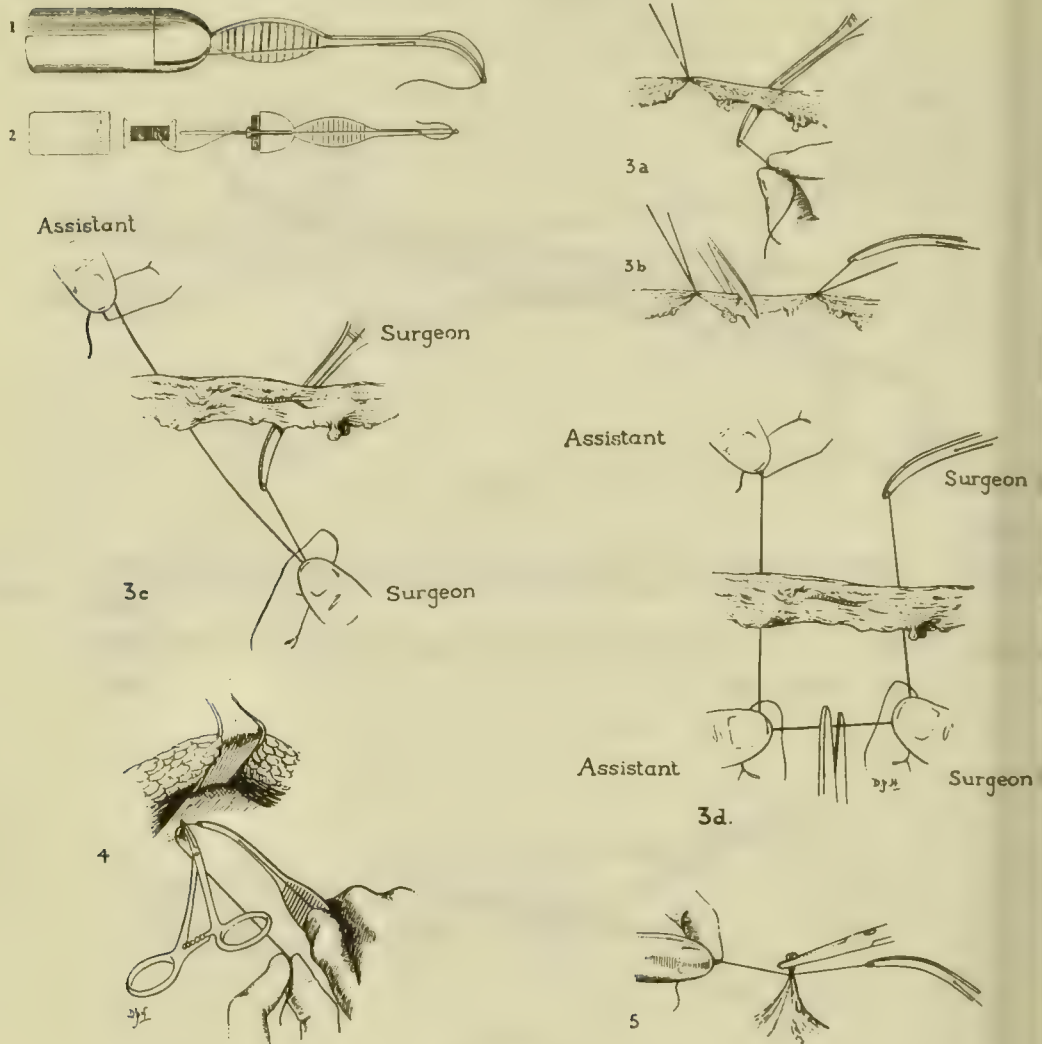
The eye of this instrument is so made that it can pick-up thread or catgut without having to be threaded. Particularly useful for abdominal work, especially partial gastrectomy, for ligaturing the omentum.

**Not illustrated*

ADDENDA

GENERAL OPERATION INSTRUMENTS

TIBBS' CONTINUOUS-FEED ANEURYSM NEEDLE



AD4615

Cat. No.

†AD4615 TIBBS' CONTINUOUS-FEED ANEURYSM NEEDLE, *improved pattern*, stainless steel, chromium plated handle and spare reel, in card box . . . complete

†AD4616 Spare Reels each

Mr. D. J. Tibbs, F.R.C.S., first assistant, Department of Surgery, King's College, University of Durham writes: "In principle the device illustrated here is simply an aneurysm needle mounted on a hand containing a spool of thread (Figs. 1 and 2), so that the 'needle' can be used repeatedly without re-threading or leaving the operator's hands. It has been found of great value when a number of long, easily surrounded vessels are to be tied—for example, during gastrectomies and colectomies. Here, by the 'aneurysm needle technique' a number of vessels are swiftly tied without the use of artery forceps; for instance, all the

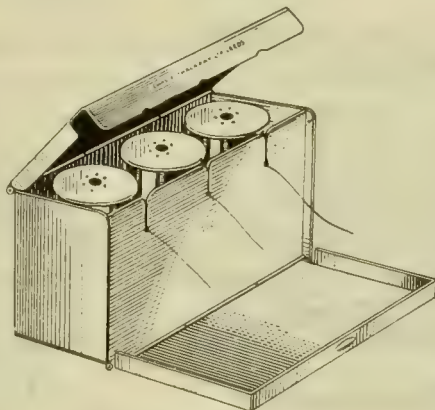
Description continued overle

TIBBS' ANEURYSM NEEDLE (description continued)

gastroepiploic branches and short gastric vessels may be tied in one sequence by passing the thread under them, double ligation, and division between the ligatures (Figs. 3a and 3b). A double ligature, permitting surgeon and assistant to tie simultaneously, is easily introduced (Figs. 3c and 3d).

"The other great use is found in the facility with which a series of artery forceps in a cavity may be tied off. Deeply placed forceps have the thread introduced over their points accurately and easily, leaving the aneurysm needle ready primed for immediate use on the next one. A series of deep ligatures present no difficulty and can be tied with a smooth repetitive action of the aneurysm needle. In this respect the instrument has been particularly useful in pelvic, upper abdominal and thoracic operations (Fig.4). Routine tying of every description can be performed, the instrument being used in the same manner as the 'egg' type of spool carrier (Fig. 5 illustrates this use). The material usually used on the spool is 60-gauge thread, but alternative spools may be substituted with little delay."—*Vide "B.M.J.", Nov. 29th, 1952, page 1201. Reprinted by kind permission of the Editor of the "British Medical Journal"*.

†*At the suggestion of Dr. J. D. Macgregor (Medical Officer, Magburaka Hospital, Sierra Leone), the spool is now a standard bobbin as used in a sewing machine, replacements being readily obtainable. To facilitate smooth and continuous unwinding of the thread in use, the bobbin is now mounted transversely.*



AD4617

- at. No.
 AD4617 STERILIZER BOX, with two hinged lids and complete with three metal reels for suture silk, chromium plated complete
 AD4618 Ditto .. with six reels complete
 AD4618A Spare Reels each

Different sizes of silk can be loaded into this box, boiled or autoclaved ready for use. The silk is fed through slots to be cut to the required length.



AD4619

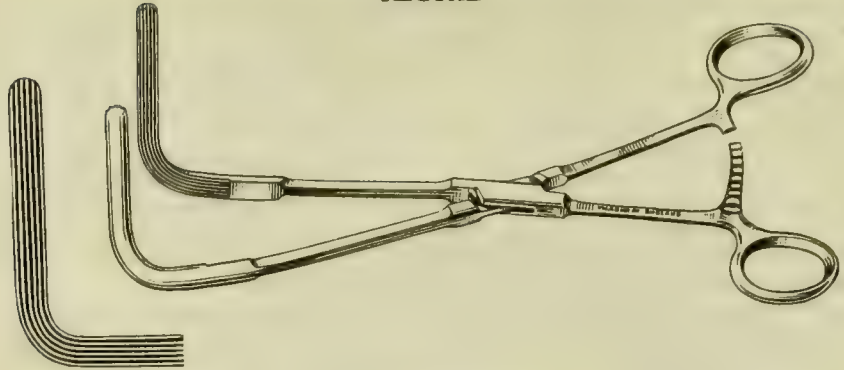
- AD4619 LLOYD-DAVIES' SHIELDS, stainless steel, two patterns: fenestrated on inner curve and fenestrated on outer curve, for use with Parker-Kerr's Clamps, 9 in., c.o.f. only (page G168, fig. G1031), used in pairs per pair

These are used as aseptic protection shields to cover over the bowel held in the clamp during resection operations; it is an additional safeguard against soiling the peritoneum.

ADDENDA

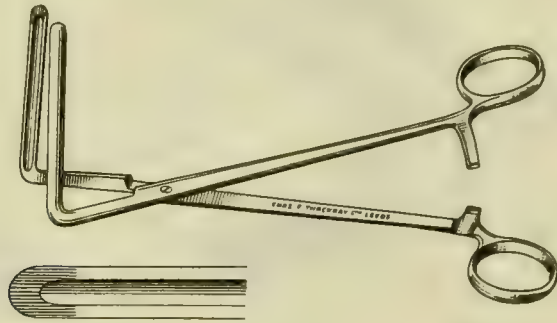
GENERAL OPERATION INSTRUMENTS

RECTAL



AD4715

Cat. No.
AD 4715A LLOYD-DAVIES' RECTAL EXCISION CLAMP, with angled 2½ in. jaws, box joint, 12 in., stainless steel.



AD4620

AD4620 FINCH'S RECTAL OR COLON EXCISION CLAMP, with angled 3½ in. blades, screw joint, 9 in., stainless steel each

Modelled on the principle of Schoemaker's Gastrectomy Forceps, these clamps are used in pairs in excision of the rectum or colon. They do not slip off and thereby prevent contamination of the wound.



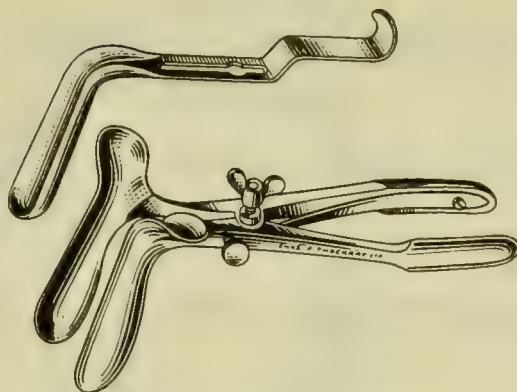
AD4621-2



AD4621 ST. MARK'S HOSPITAL PATTERN DISSECTING FORCEPS, with one into two teeth, 11½ in., stainless steel each
AD4622 Ditto .. with non-toothed serrated jaws each

For use in the abdomino-perineal operation for resection of the rectum.

RECTAL



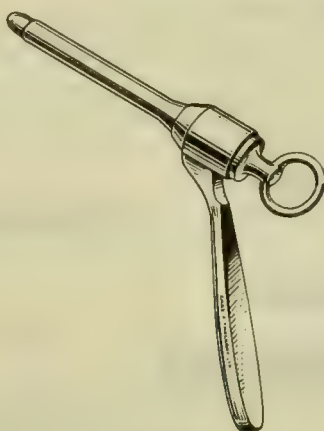
AD4716

Cat. No.

AD4716 GOLIGHER'S RECTAL SPECULUM, for internal anal sphincterotomy, chromium plated with third anterior blade, stainless steel each

Designed primarily for internal sphincterotomy, this speculum affords ideal exposure for other rectal operations, such as removal of hypertrophied anal papillæ under local anæsthesia, diathermy of benign tumours of the extreme lower end of the rectum and submucosal hæmorrhoidectomy by Parks' technique ("British Journal of Surgery", 1956, Vols. 43, 337). The opening of the lateral blades can be adjusted by a simple distraction screw; the third (anterior) blade is fitted to provide complete access to the posterior wall and fissure.

Vide: "The Lancet", April 19th, 1958, pages 831-832.



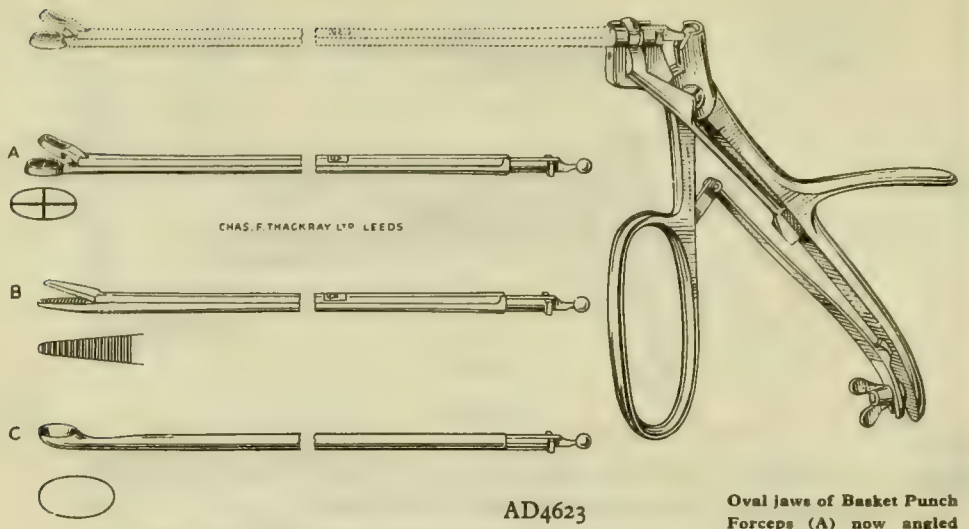
AD4717

AD4717 LLOYD-DAVIES' SIGMOIDOSCOPE TUBE for infants, with obturator, 7.5 cm. long by 9.5 mm. diameter, chromium plated each

NOTE.—The above instrument can be used in conjunction with the Lloyd-Davies' combined Sigmoidoscope Set (Cat. No. G942), as it will take the Universal Proximal Light Projector with detachable Inflation Window, also the Telescope Attachment (Cat. No. G945).

ADDENDA
GENERAL OPERATION INSTRUMENTS

RECTAL



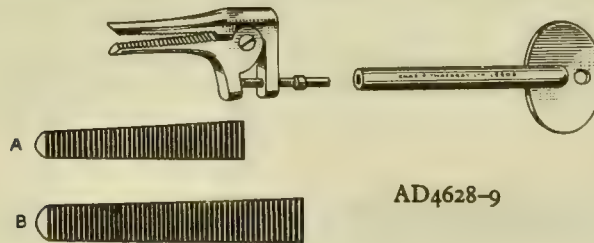
AD4623

Oval jaws of Basket Punch Forceps (A) now angled upwards

Cat. No.

- AD4623 NAUNTON MORGAN'S UNIVERSAL RECTAL FORCEPS, consisting of universal handle, basket punch forceps (A) fixed to shaft, grasping forceps (B) fixed to shaft and scoop end (C) fixed to shaft, all parts of stainless steel, complete
- | | | |
|--------|---|------|
| AD4624 | Universal Handle only | each |
| AD4625 | Basket Punch Forceps (A) fixed to shaft | each |
| AD4626 | Grasping Forceps (B) fixed to shaft | each |
| AD4627 | Scoop (C) fixed to shaft | each |

INTESTINAL



AD4628-9

- AD4628 GROSS' CRUSHING CLAMP, original size (A), complete with key, stainless steel each

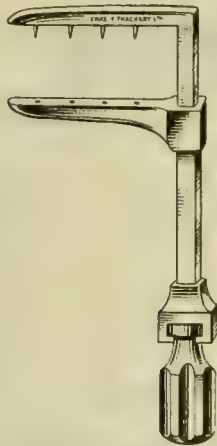
For cutting down spurs of a double ileostomy by the Mikulicz technique.

"The Surgery of Infancy and Childhood", pages 60, 161, 183-5, by

Robert E. Gross, M.D., D.Sc.

- AD4629 GROSS' CRUSHING CLAMP, larger size (B), complete with key, stainless steel each

INTESTINAL




AD4718

Cat. No.

AD4718 "YORKHILL" ENTEROTOME, stainless steel each

As used at the Royal Hospital for Sick Children, Yorkhill, Glasgow.

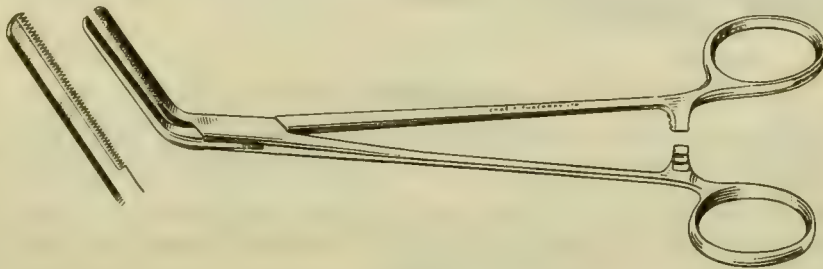


AD4719

†AD4719 SAVAGE'S INTESTINAL DECOMPRESSOR, with stainless steel trocar and chromium plated cannula, 5/16 in. external diameter.. .. . each

†Designed for decompression of distended bowel at operation in cases of small bowel obstruction. The whole of the small bowel may be threaded over the cannula, suction being applied by means of the angled side-arm and controlled with thumb over the side-vent.

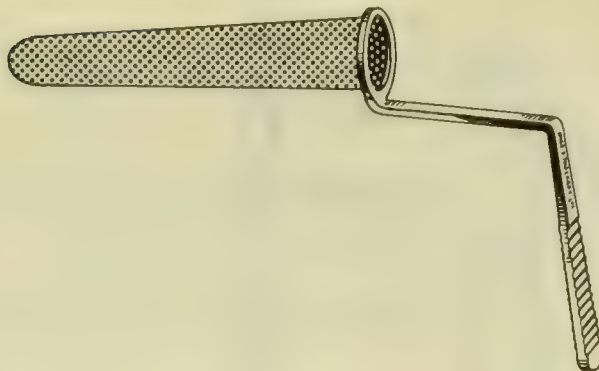
Vide: "Proceedings of the Royal Society of Medicine", Vol. 51, No. 7, July 1958, pages 507-508; "British Journal of Surgery", Vol. 47, No. 206, May 1960, pages 643-654



AD4720

AD4720 RICKHAM'S modified POTTS' DUCTUS CLAMP, jaws angled-on-flat, box-joint, 7 in., stainless steel each

ADDENDA
GENERAL OPERATION INSTRUMENTS
ABDOMINAL



AD4721

Cat. No.

†AD4721 HIGHLANDS HOSPITAL PATTERN modified DENIS BROWNE'S SUMP,
chromium plated each

†See also Cat. No. G1060.

THE SCHACHT COLOSTOMY APPLIANCE

U.K. Patent No. 831,624



AD4722

ADVANTAGES INCLUDE . . .

SECURITY Positive seal—no danger of leakage.

COMFORT Soft foam sponge ring protects abdomen from chafing and irritation.

HYGIENIC Disposable polythene bag is easily and quickly changed.

INCONSPICUOUS Light, compact appliance.

Devised by a Colostomy Patient for Colostomy Patients.

DESCRIPTION

This appliance consists of five easily assembled parts—soft foam sponge ring, flanged plastic supporting ring, plastic lock ring (with hooks for belt), disposable polythene bag and an elastic belt.

The polythene bag is inserted through the sponge assembly, folded back over the sponge and secured by the locking ring. This arrangement prevents the sponge from being soiled ensuring *complete cleanliness*.

The appliance is finally clipped to the belt and adjusted into position on the body. It provides *complete security* as the belt can be worn tightly without discomfort.

Fully descriptive leaflet available on request.

ADDENDA
GENERAL OPERATION INSTRUMENTS
ABDOMINAL

HOW TO ASSEMBLE THE SCHACHT APPLIANCE

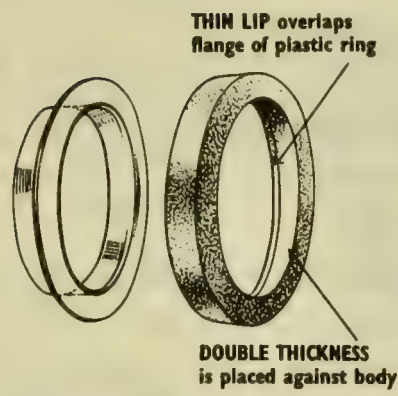


FIG. 1

Fit thinner lip of sponge ring over flange of plastic ring.

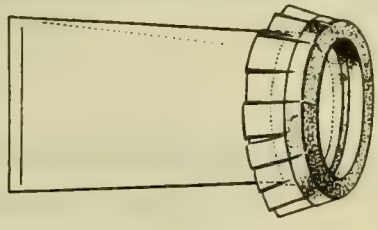


FIG. 2

Insert polythene bag through sponge assembly. The protruding plastic rim faces bottom of bag. Fold about 3 in. of the open end of bag back over sponge.

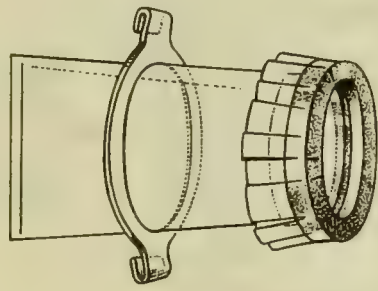


FIG. 3

Slide locking-ring (clip ends facing bottom of bag) over bag up to sponge, making sure that part of bag turned back is secured under ring.

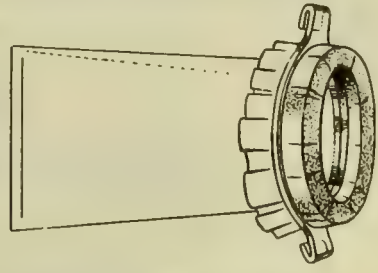


FIG. 4

Completed assembly. Metal clips of belt are secured to hooks on locking ring. Adjust belt until it fits snugly to ensure full protection while body is moving.

Cat. No.


| | | | | | | |
|--------|---|----|----|----|----|----------|
| AD4722 | SCHACHT'S COLOSTOMY APPLIANCE, as described, complete with spare foam sponge ring and 100 disposable polythene bags | .. | .. | .. | .. | complete |
| AD4723 | Spare POLYTHENE BAGS | .. | .. | .. | .. | per 100 |
| AD4724 | Spare FOAM SPONGE RINGS | .. | .. | .. | .. | each |
| AD4725 | Spare PLASTIC RING, with flange | .. | .. | .. | .. | each |
| AD4726 | Spare PLASTIC LOCKING RING | .. | .. | .. | .. | each |
| AD4727 | Spare BELT | .. | .. | .. | .. | each |

All parts replaceable.

Vide: "SURGERY, Gynaecology & Obstetrics," July, 1960, vol. 3, pages 113-115

ADDENDA

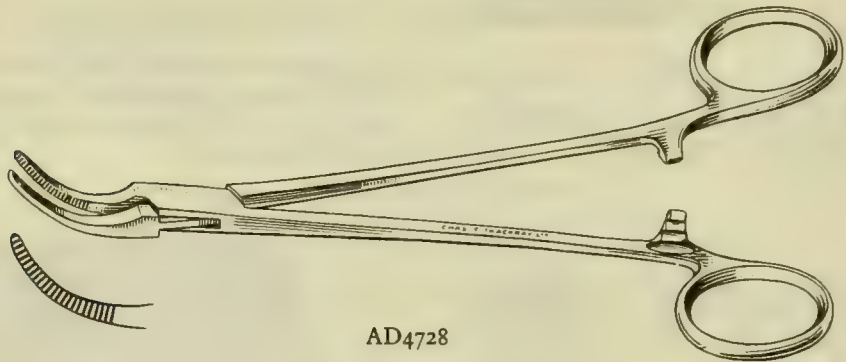
GENERAL OPERATION INSTRUMENTS
GALL BLADDER AND LIVER



AD4630

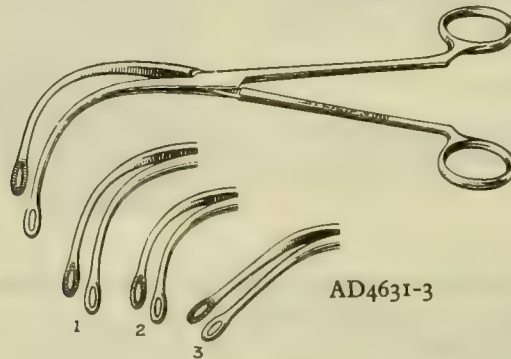
Cat. No.

AD4630 MOYNIHAN'S CHOLECYSTECTOMY FORCEPS, curved-on-flat, box joint, 8½ in., stainless steel each
This has exactly the same jaws as G1066 but with a box joint.



AD4728

AD4728 WILKIE'S CHOLECYSTECTOMY FORCEPS, curved-on-flat, box joint, 7½ in., stainless steel each



AD4631-3

AD4631 BLACKBURN'S COMMON DUCT FORCEPS, large curve (1) box joint, 8 in., stainless steel each


AD4632 Ditto .. small curve (2), 7¼ in. each

AD4633 Ditto .. angled (3), 8¼ in. each

The varying curves of these forceps allow exploration of the common bile duct both upwards and downwards, the less acute angle being of particular advantage in the hepatic ducts. The small eye, relatively short blade and absence of ratchet render damage and fragmentation of stones unlikely.

ADDENDA

GENERAL OPERATION INSTRUMENTS
GALL BLADDER AND LIVER

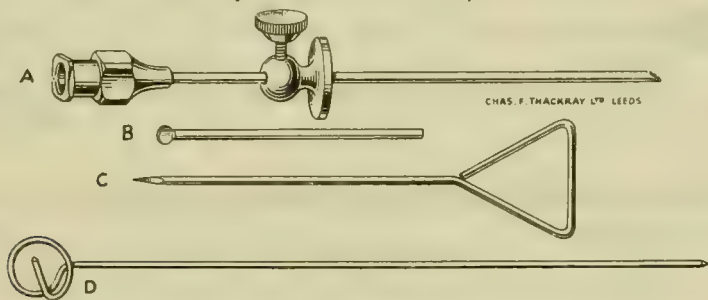


Cat. No.

AD4729

- †AD4729 BAKES' DILATORS, modified pattern for trans-duodenal sphincterotomy, as made for Mr. Rodney Smith, two sizes, 4 mm. and 8 mm. diameter by 7 in. long, malleable shaft, chromium plated set
- †AD4730 Ditto .. two sizes 12 in. long for obese patients set

†See also Cat. No. G1071.



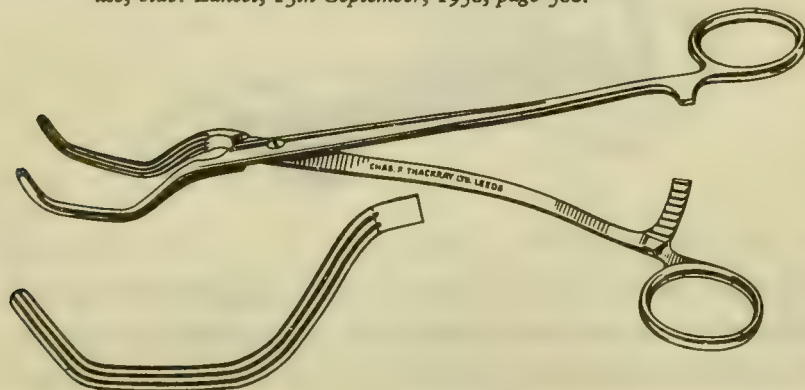
AD4731-8

AD4731 MENGHINI'S LIVER BIOPSY NEEDLE, stainless steel, size 70 mm. × 1.90 mm., 45 degree point, *Sliding "stop", Luer-locking mount (A), blocking pin (B), trocar for preliminary skin perforation (C) and wire stilette (D)

- | | | | | | |
|--------|----------|---|----|----|--------------|
| | | | | | Set complete |
| AD4732 | Ditto .. | needle size: 70 mm. × 1.60 mm. | .. | .. | Set |
| AD4733 | Ditto .. | needle size: 70 mm. × 1.40 mm. | .. | .. | Set |
| AD4734 | Ditto .. | needle size: 70 mm. × 1.20 mm. | .. | .. | Set |
| AD4735 | Ditto .. | needle size: 70 mm. × 1.00 mm. | .. | .. | Set |
| AD4736 | Ditto .. | for pediatric use, needle size: 40 mm. × 1.40 mm. | .. | .. | Set |
| AD4737 | Ditto .. | for pediatric use, needle size: 40 mm. × 1.20 mm. | .. | .. | Set |
| AD4738 | Ditto .. | for pediatric use, needle size: 40 mm. × 1.00 mm. | .. | .. | Set |

*Supplied only with largest size, Cat. No. AD4731.


NOTE: Luer-locking mount and "stop" gold plated. For a technical description of use, vide: *Lancet*, 13th September, 1958, page 560.



AD4634

- AD4634 WELLS' modified NYSTROM'S CLAMP, with lightweight blades, screw joint, stainless steel, for portacaval anastomosis each
- Mercerised Cotton Sleaving for use with above: page AD885.*


ADDENDA
GENERAL OPERATION INSTRUMENTS
KIDNEY



AD4739

Cat. No.

AD4739 OLDFIELD'S ADRENALECTOMY FORCEPS, curved-on-flat, box joint,
 10½ in., stainless steel each



AD4740

†AD4740 STIRLING'S INJECTOR FOR AORTOGRAPHY, complete with one 20 c.c.
 all-glass syringe with Luer-locking mount, fabric-reinforced rubber tubing, 21 in.,
 with Luer-locking mounts and "blind" plug (1), two needles (2 and 3), sizes
 18 s.w.g. and 16 s.w.g. by 15 cm. long complete

†Vide: "Proceedings of the Royal Society of Medicine", vol. 48, page 823; "The
Lancet", July 16th 1955, page 123; "Aortography" (W. Barr Stirling),
 Livingstone, 1957.

CONTINUED OPPOSITE

ADDENDA
GENERAL OPERATION INSTRUMENTS

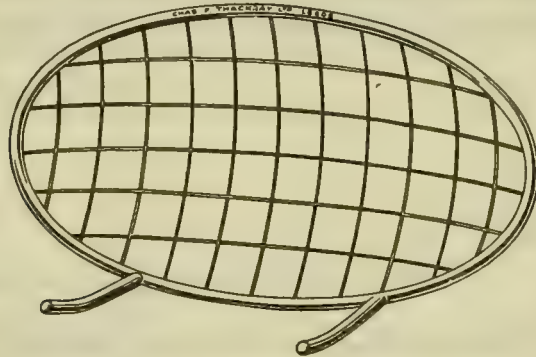
KIDNEY

STIRLING'S INJECTOR *continued*

| Cat. No. | SPARE PARTS | | | | |
|----------|---|----|----|----|------|
| AD4741 | SYRINGE, 20 c.c., all-glass, with Luer-locking mount | .. | .. | .. | each |
| AD4742 | NEEDLE FOR AORTA, short bevel point, fitted stilette, stainless steel, size 18 gauge by 15 cm. long | .. | .. | .. | each |
| AD4743 | Ditto .. Size: 16 gauge by 15 cm. long | .. | .. | .. | each |
| AD4744 | "BLIND" LUER-LOCKING PLUG, female, to close open end of rubber tube prior to attachment of needle | .. | .. | .. | each |
| AD4745 | RUBBER TUBING, fabric-reinforced, 21 in. long, with male and female Luer-locking connections | .. | .. | .. | each |

ADDITIONAL FITTINGS FOR ANGIOCARDIOGRAPHY

| | | | | | |
|--------|--|----|----|----|------|
| AD4746 | SYRINGE, 50 c.c., all-glass, with Luer-locking mount | .. | .. | .. | each |
| AD4747 | HINGED CLIPS, to secure above to platform of injector, chromium plated | .. | .. | .. | set |



AD4748

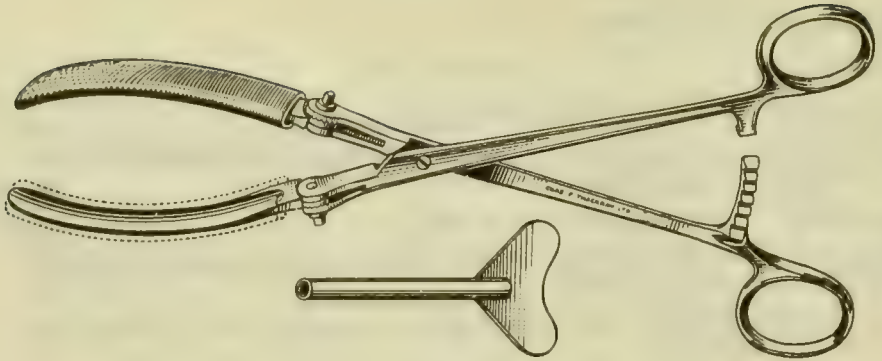
| | | | | | | | | | | | |
|--------|--|----|----|----|----|----|----|----|----|----|------|
| AD4748 | GRAHAM'S KIDNEY STONE LOCATOR, slightly dished wire mesh, $\frac{1}{4}$ in. squares, stainless steel | .. | .. | .. | .. | .. | .. | .. | .. | .. | each |
|--------|--|----|----|----|----|----|----|----|----|----|------|

Mr. W. H. Graham, F.R.C.S., Royal Infirmary, Preston, writes:

"This instrument has been designed for the X-ray localisation of renal calculi and the demarcation of diseased areas in the kidney. One or more surgical needles are inserted into the renal substance in the appropriate squares as indicated by the opacity or defects, and the grid removed."

ADDENDA
GENERAL OPERATION INSTRUMENTS

KIDNEY




AD4749

Cat. No.

†AD4749 HAMILTON STEWART'S PARENCHYMATOUS KIDNEY CLAMP, with swivel blades, rubber-covered, which can be locked at any angle, complete with key, stainless steel each

†*Mr. H. Hamilton Stewart, M.A. Cantab., F.R.C.S. (Urological Dept., Bradford Royal Infirmary) has designed this parenchymal clamp to control hæmorrhage in partial nephrectomy; the angle of the blades may be altered and fixed by the ratchet fitting.*

Vide: "British Surgical Progress", page 27 (Butterworth and Co. Ltd.).



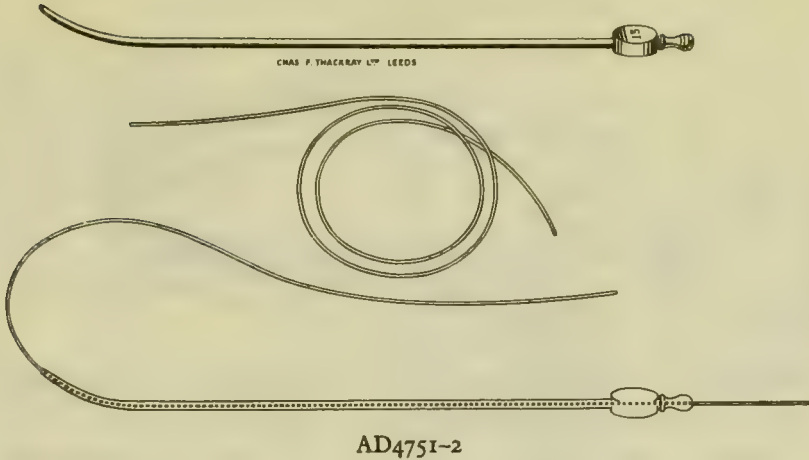
AD4750

*AD4750 WELLS' RENAL SOUNDS, set of three, stainless steel set

**Professor Charles A. Wells, F.R.C.S. (Dept. of Surgery, University of Liverpool) writes:*

"The precise location of a small stone in one or other calyx of the kidney may present some difficulty. None of the standard instruments is specially designed either in size or shape for this operation. The small sounds illustrated do not differ in pattern from those used in the bladder and elsewhere, but are of a size and shape appropriate for this particular purpose and have proved very helpful." Liverpool, March 14th, 1956.

ADDENDA
UROLOGICAL INSTRUMENTS



AD4751-2

- Cat. No.
 †AD4751 COSBIE ROSS' "RAILWAY" BOUGIES, cannulated, eleven sizes, 8 to 18 French Catheter Gauge, Luer-fitting mount, chromium plated .. set
 †AD4752 FILIFORM BOUGIES, nylon woven, gum elastic, 67 cm. in length, for use with above dozen

†For the treatment of urethral stricture. After the filiform has been passed through the stricture, the metal bougie is threaded over it, the filiform remaining stationary; dilatation is achieved by passing sheaths of larger sizes.
 Vide: "The Lancet", July 21st, 1956, page 126.



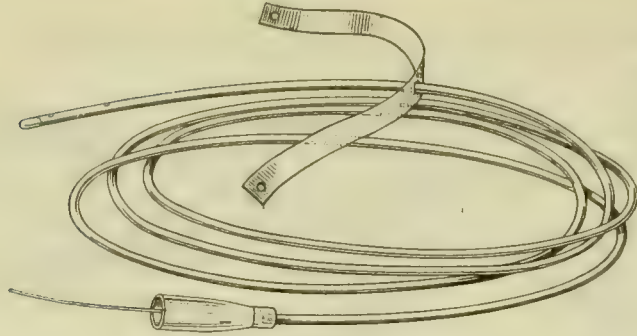
AD4753

- *AD4753 SWINNEY'S SLOTTED CANNULA and INTRODUCER, for suprapubic drainage by Foley's Catheter, stainless steel set
 AD4754 Foley's Catheter, for use with above, size: 18 French Catheter Gauge, 30 c.c. bag each
 AD4754A Ditto .. size: 20 French Catheter Gauge each

*After perforation of the bladder wall and introduction of the Foley's Catheter, the slot in the cannula enables it to be withdrawn over the inflation tube of the catheter.
 Vide: "The Lancet", July 6th, 1957, page 28; "British Journal of Urology", Vol. xxx, No. 4, Dec. 1958, page 429.

NOTE.—COWAN'S CATHETER INTRODUCER, see page AD881

ADDENDA
UROLOGICAL INSTRUMENTS




Cat. No.

AD4755

- AD4755 GIBBON'S CATHETER, for URETHRAL DRAINAGE of the BLADDER, transparent plastic, with side wings and adaptor for drainage bottle, 60 in. long; sizes 6 to 20 (even sizes) French Catheter Gauge, complete with stilette . . . each
- *AD4756 URINE BAG, reinforced plastic, for leg fitment, size: 8 in. by 3 in., for use with above each

Vide: "The Lancet", September 14th, 1957, pp. 520-524, "British Journal of Urology", March, 1958.


*Not illustrated.



AD4757

- †AD4757 WALTHER'S FEMALE CATHETER, tapering, for use as a dilator, chromium plated each
- †Mr. R. H. O. B. Robinson, F.R.C.S., St. Thomas's Hospital, London, writes:

"The Walther's Female Catheter has the advantage of being in the first place a metal catheter and, therefore, boilable and indestructible. It is also tapered so that it acts as a urethral dilator and it is, therefore, possible to introduce it into a small urethra. Rubber tubing can be attached to the end for the collection of a specimen of urine if it is inconvenient to collect the specimen directly from the catheter."



AD4643

- AD4643 GILMOUR'S CATHETER INTRODUCER, stainless steel, chromium plated mounts, two sizes: small and large each

This instrument has been designed for the introduction of de Pezzer or Malecot type of catheters. The catheter is loaded on to the rod and its base pushed over a mobile cone and securely fixed to a shoulder by a wing-nut. By pushing the rod forward the catheter is stretched to the required degree and the cone fixed to the rod by means of a milled-head screw.

Vide "The Lancet", December 26th, 1954, page 1341.

ADDENDA
UROLOGICAL INSTRUMENTS



Cat. No.

AD4763 LANE'S URINE DRAINAGE BOTTLE, 40 oz. capacity, with chromium plated screw-on metal cap and hanger, complete with 2 yards rubber tubing, complete

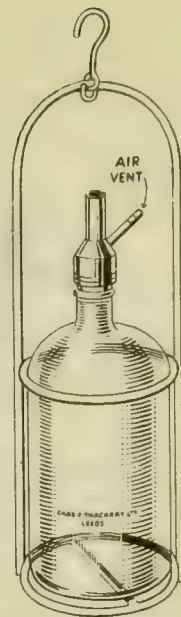
†AD4764 Ditto .. PYRAH'S modification, complete with 2 yards rubber tubing each

AD4765 METAL CRADLE, galvanized, for use with above, with hook for bed-rail each

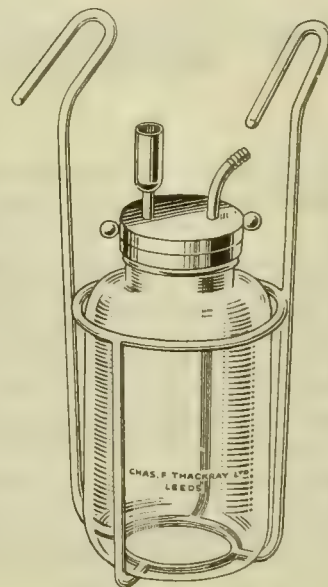
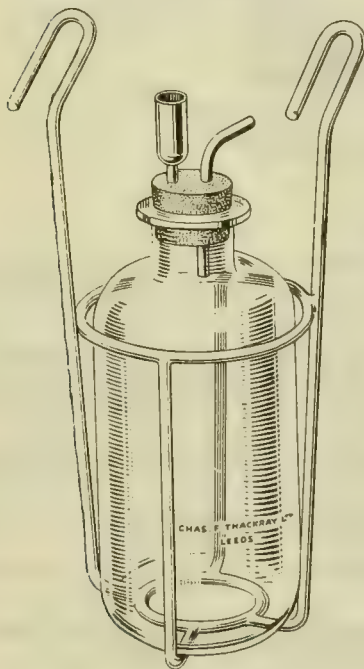
AD4766 Spare GLASS BOTTLES only, for Nos. AD4763-4 each

†Vide *Lancet*, August 13th, 1955, pp. 314-7.

AD4763



AD4764-5



Cat. No.

AD4767-8

AD4767 RICHES' modified URINE DRAINAGE BOTTLE, 80 oz. capacity, with rubber bung and chromium plated metal inlet tube and air-vent funnel to hold Formaldehyde tablets; complete with 2 yards rubber tubing each

AD4768 METAL CRADLE, plastic-covered, to hang bottle on bed-rail each

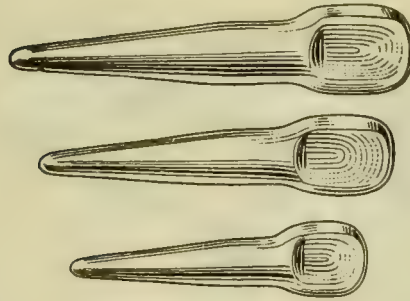
AD4769 Spare GLASS BOTTLES only each

*AD4770 URINE DRAINAGE BOTTLE, similar to Cat. No. AD4758, but without inner jar each

*Cradle and spare parts are the same price as for AD4758-4762.

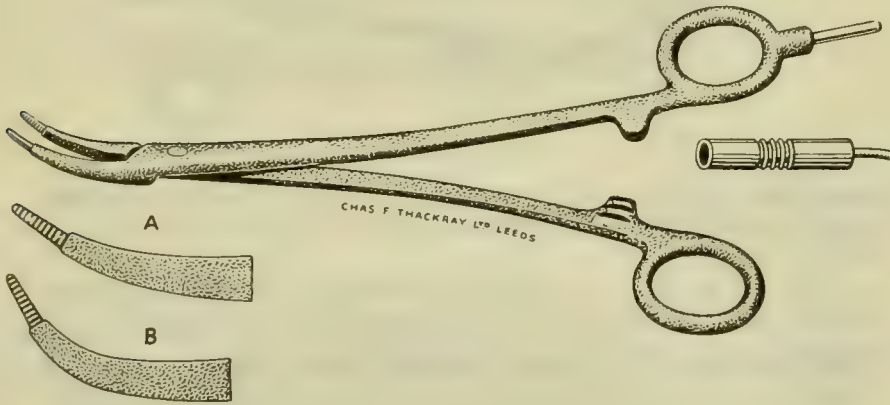
AD4770

ADDENDA
UROLOGICAL INSTRUMENTS



AD4644

- Cat. No.
 AD4644 CATHETER SPIGOTS, glass, three sizes: small .. doz.
 AD4644A Ditto .. plastic sterilised (disposable), large size only doz.



AD4771-2

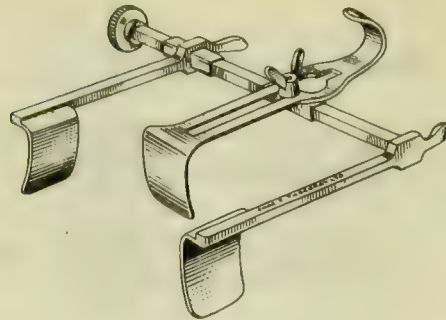
- †AD4771 COSBIE ROSS' DIATHERMY HÆMOSTATS, for prostatectomy, insulated with boilable plastic material to within $\frac{1}{4}$ inch of the tips of the jaws, screw-joint, 9 in., stainless steel, with shallow curve "A" each
 †AD4772 Ditto .. with deep curve "B" each
 *AD4773 CABLES, with socket type terminal, for above each

†*Fine, curved tips enable bleeding points in prostatic bed to be seized more easily.*

Vide: Lancet, February 11th, 1956, page 268.

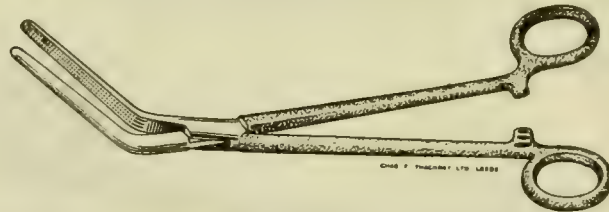
**Not illustrated—see Cat. No. U1314, page U230*

ADDENDA
UROLOGICAL INSTRUMENTS



AD4774-5

- | | | | | | | | |
|----------|--|-----------------|---------|---------|---------|---------|------|
| Cat. No. | | | | | | | |
| AD4774 | SWINNEY'S INFANT'S BLADDER RETRACTOR, | self-retaining, | with | | | | |
| | adjustable centre blade, stainless steel | | | | | | each |
| AD4775 | Ditto .. without centre blade | | | | | | each |



AD4635

- AD4635 PYRAH'S CLAMP, with 2½ in. angled jaws, serrated transversely and longitudinally, shanks and bows covered with boilable insulating material, box joint, 9½ in. stainless steel each

This instrument is used in total cystectomy, for clamping-off the vascular, fatty and connective tissue connecting the side of the rectum and the side of the bladder. They are applied to this tissue after the main vascular pedicles to the bladder have been ligatured and divided, and after the seminal vesicles and base of the prostate have been separated from the rectum. Since it is often convenient to divide this tissue by diathermy after the clamp has been applied, this insulated form of instrument has been designed.

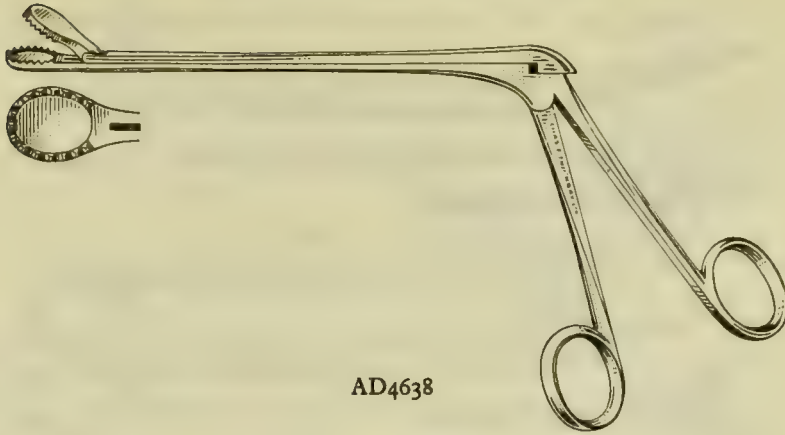


AD4636

- | | | | |
|--------|---|-------------------------|------|
| AD4636 | MAYO'S or RUSSIAN PATTERN TISSUE FORCEPS, | 9 in., stainless steel, | each |
| AD4637 | Ditto .. 6 in. | | each |

The circular jaws of this instrument have multiple, non-perforating teeth and the handles roughened and fenestrated to provide a light hold. They are particularly useful when a firm grip is required, but damage to tissue must be avoided. The 9 in. length is convenient for pelvic work.

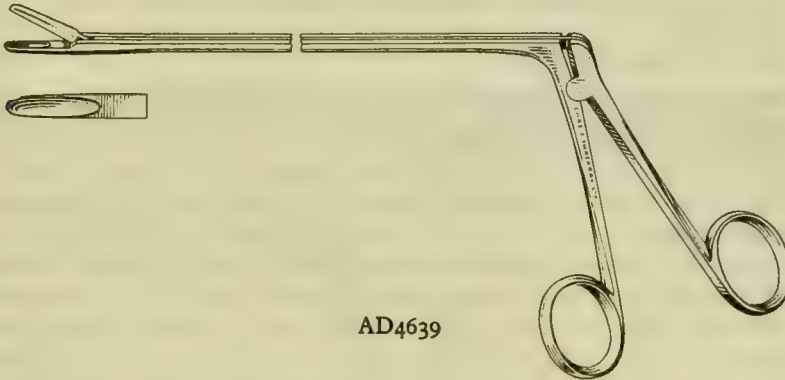
ADDENDA
UROLOGICAL INSTRUMENTS



AD4638

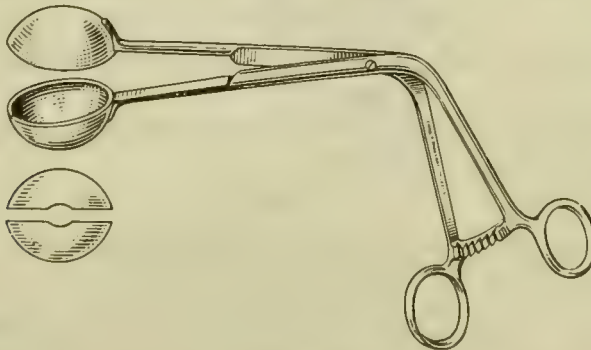
Cat. No.

AD4638 HARRIS' PROSTATIC CAPSULE FORCEPS, 5 $\frac{1}{4}$ in. shaft (working length), stainless steel each



AD4639

AD4639 HARRIS' SWAB HOLDING FORCEPS, 7 $\frac{1}{4}$ in. shaft (working length), stainless steel each



AD4640


AD4640 FERGUSSON'S PAPILOMA FORCEPS, screw joint, stainless steel, three diameters of jaws: 1 in., 1 $\frac{1}{16}$ in. and 1 $\frac{3}{8}$ in. each

ADDENDA
UROLOGICAL INSTRUMENTS



(BLADES CLOSED)

AD4641



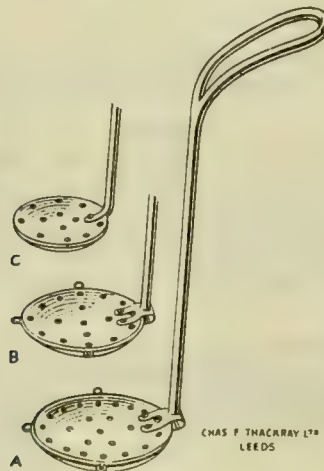
(BLADES CLOSED)

AD4642

Cat. No.

- | | | |
|--------|---|------|
| AD4641 | PYRAH'S modified MAYO'S SCISSORS, angled-on-flat, heavy pattern, 8 in., stainless steel | each |
| AD4642 | Ditto .. light pattern, 8 in. | each |

These two patterns are for blunt dissection at a depth. The light pattern scissors are particularly useful for assisting in the dissection of the ureters in uretero-colic anastomosis and for pelvic work generally.



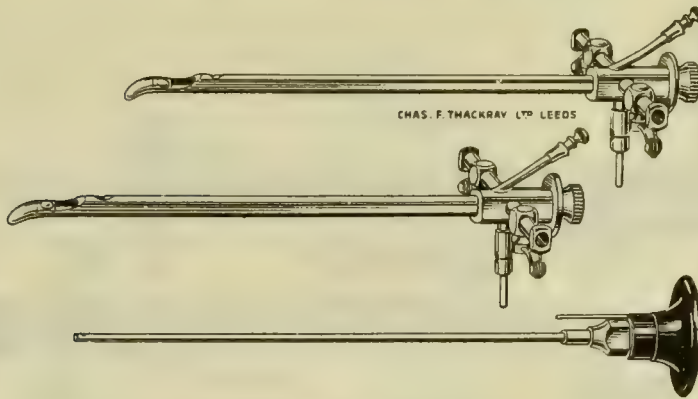
AD4776

- †AD4776 MAITLAND'S JIGS for inserting RADON SEEDS, set of three sizes: A, B and C, Perspex, mounted on chromium plated metal handles set

†The bowls are saucer-shaped and drilled with holes 1 cm. apart. Size A measures 5 cm. diameter (for 23 seeds), size B, 4 cm. diameter (for 17 seeds) and size C is 3 cm. (for 12 seeds). Each of the two larger sizes has a metal circumferential ring, with eyes to enable the jig to be temporarily stitched to the bladder wall to facilitate insertion of seeds.

Vide B.M.J., July 14th, 1956, vol. ii, page 102.

CAMPBELL'S MINIATURE OPERATING CYSTOSCOPE



AD4777

Cat. No.

- †AD4777 CAMPBELL'S MINIATURE OPERATING CYSTOSCOPE, for Single and Double Catheterising, consisting of: Single Catheterising Sheath size $13\frac{1}{2}$ French Catheter Gauge, Double Catheterising Sheath size 15 French Catheter Gauge, right-angled Universal Telescope for use with both sheaths. Accessories, including: one set of rubber-covered Light Cables, one set of rubber-covered Diathermy Cables, Irrigation Stopcock, two X-ray opaque Ureteric Catheters, one Fulgurating Electrode size 4 French Catheter Gauge, and one Operating Loop-Electrode size 4 French Catheter Gauge, and two Spare Lamps, in polished mahogany case complete
- *AD4778 Spare Lamps for above, 3.5 volts each

†This miniature cystoscope has been designed as an operating instrument for children; it is particularly useful for operations in the region of the bladder neck such as the excision of urethral valves and similar congenital abnormalities.

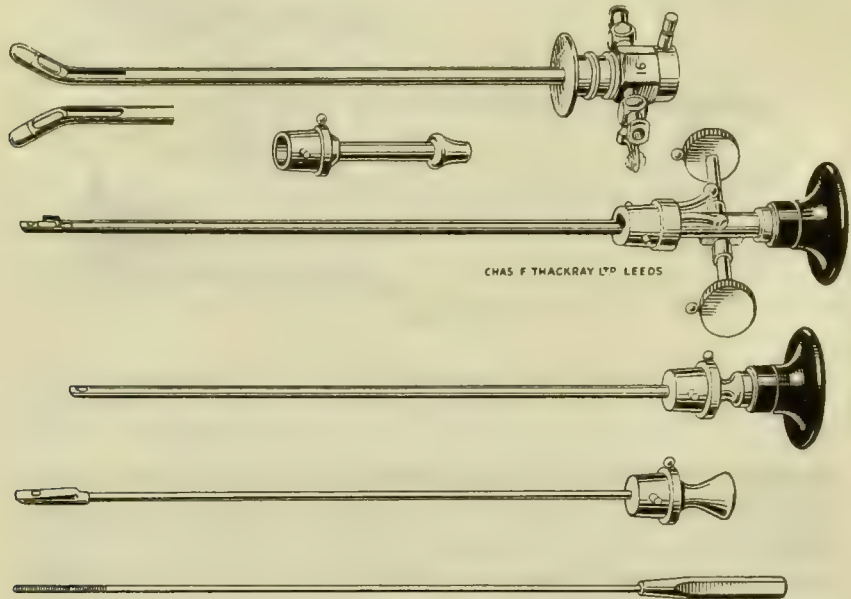
The sheaths have a working length of $4\frac{3}{8}$ in. and are unique in shape, changing from a round section at the beak to an oval in the remaining length, thus adding to the efficiency of the instrument by supporting the tissue at a good working distance from the telescope lens. Another important feature is an inclined plane on each sheath just in front of the lamp and which elevates the catheter or electrode at a fixed angle of deflection.

All metal parts are chromium plated.

*When ordering please state reference number on lamp plate inside lid of case.

ADDENDA
UROLOGICAL INSTRUMENTS

LAIDLEY'S CHILDREN'S CYSTOSCOPE



AD4779

Cat. No.

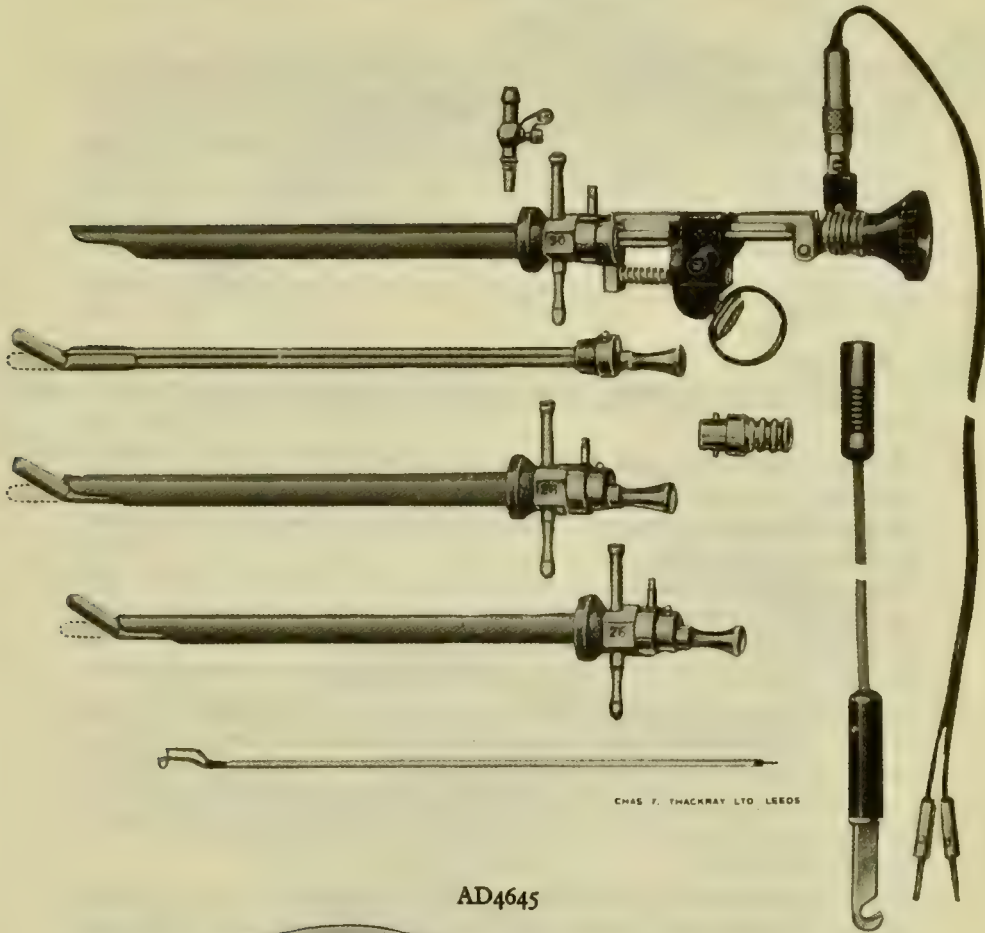
†AD4779 LAIDLEY'S CHILDREN'S CYSTOSCOPE, for examining and double catheterising, consisting of: one each of Concave and Convex Sheaths, size 16 French Catheter Gauge, Obturator, *Wide-angle* Examining Telescope, Double Catheterising Attachment with Telescope, two X-ray Opaque Ureteric Catheters, Catheter Clip, two Spare Lamps, Cleaning Rod, rubber-covered Light Cables and Switch, and six perforated Rubber Caps, in polished mahogany case, complete

*AD4780 Spare Lamps for above, 3.5 volts each

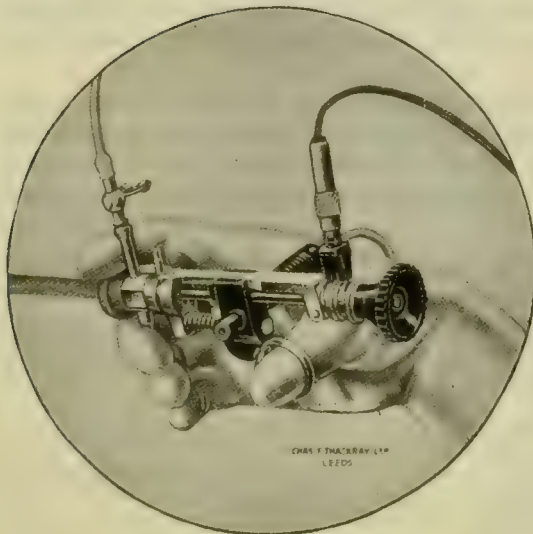
†All metal parts are chromium plated.

*When ordering please state reference number on lamp plate inside lid of case.

ADDENDA
 UROLOGICAL INSTRUMENTS
 RAPER'S MODIFIED NESBIT'S MULTIPLE RESECTOSCOPE



AD4645



AN IMPROVED DESIGN OF WORKING ELEMENT IS NOW SUPPLIED IN WHICH THE OPERATOR'S THUMB IS DIRECTLY BEHIND THE SPRING (WHICH IS CONCEALED IN A TUBE), GIVING A SMOOTHER ACTION IN USE

ADDENDA

UROLOGICAL INSTRUMENTS

RAPER'S MODIFIED NESBIT'S MULTIPLE RESECTOSCOPE

Cat. No.

- AD4645 RAPER'S Modified NESBIT'S MULTIPLE RESECTOSCOPE, consisting of: three Bakelite Sheaths, sizes: 26, 28 and 30 French Catheter Gauge, with articulated Obturators, spring-loaded Working Element with thumb-rest for one-handed operation, forward/oblique vision Telescope, three each metal-sheathed Cutting
*Loops for sizes: 26, 28 and 30 French Catheter Gauge sheaths, one Coagulating
*Roller Electrode, screw-in coned Irrigator Tap, plug-in metal Connection for evacuator, two-prong Switch with rubber-covered Cables, Diathermy Cable and one Spare Lamp, in mahogany case complete
- *AD4646 Spare metal-sheathed Diathermy Loops, for sizes: 26, 28 and 30 French Catheter Gauge sheaths each
- †AD4647 Spare Lamps each

†When ordering, please state reference number on lamp plate inside lid of case.

This new resectoscope, made to the suggestions of Mr. F. P. Raper, F.R.C.S., Consultant Urological Surgeon, The General Infirmary at Leeds, provides a combination of instruments designed to enable electro-surgical resection of the prostate to be carried out through small or large urethras. It can also be used to obtain biopsy specimens from the bladder and for the resection of bladder tumours. The working element is arranged for one-handed operation, thus permitting the prostate to be palpated per rectum with the free hand; an O'Connor's Rectal Sheath or Drape (see figs. U1344-5, page U237) may be used to prevent soiling of the surgeon's hand.

As in the original Nesbit's instrument, the loop is actuated entirely by the thumb of the operator, a light spring being compressed during its forward excursion through the sheath. The expansion of the spring enables the loop to be withdrawn into the sheath automatically, but under the operator's complete control. The thumb-ring, which swivels freely, has a serrated rest to ensure a comfortable hold and prevent slipping.

Three insulated sheaths (of Bakelite) are provided in sizes: 26, 28 and 30 French Catheter Gauge, and each sheath is fitted with an irrigation nozzle at the top and a shaped metal rest for the fingers below. All three sheaths are interchangeable on the Working Element.

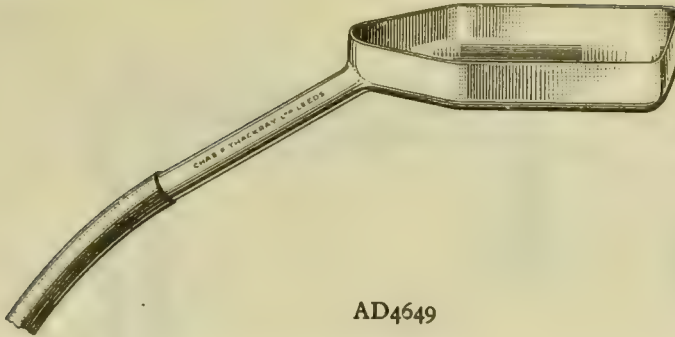
A forward/oblique vision telescope supplied with the instrument provides a very clear picture and is so constructed that, whilst it remains stationary in the sheath, it can, if necessary, be adjusted and fixed in various positions, so that the loop is visible throughout the whole of its excursion. It is fitted with a two-pronged American pattern switch connection.

The loops are robust in construction and, being metal-sheathed, ensure their accurate fixation in position with smooth operation of the working element.

To complete the armamentarium, the outfit is supplied with a screw-in coned irrigation tap and a plug-in metal connection to attach to any standard evacuator (see fig. U1116, page U190).

For use with this instrument, a powerful valve-operated Surgical Diathermy Unit, the DIATRON, has been developed to permit rapid cutting and correct coagulation under water. For full details see figs. E4553-4, page E822-3.

**Prongs on each electrode are now insulated with Fluon (p.t.f.e.).*



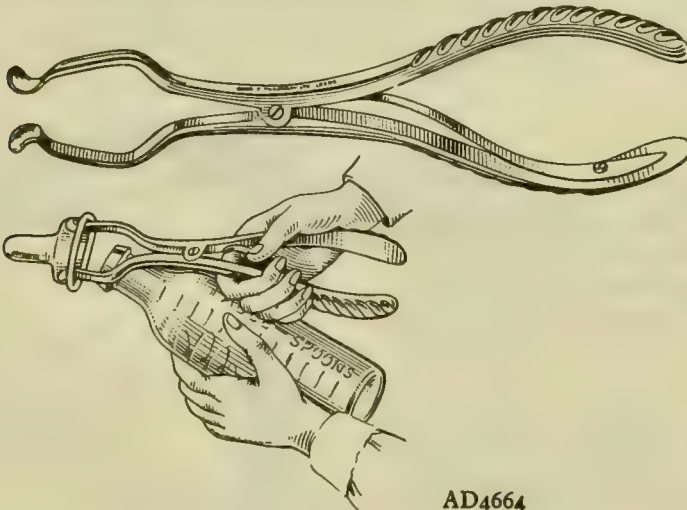
AD4649

Cat. No.

- AD4649 GRAHAM'S POCKET PERINEAL URINAL, stainless steel, complete with short length of rubber tubing each
 AD4649A Ditto .. made of clear plastic each

For use after permanent perineal urethrostomy.

MIDWIFERY AND GYNÆCOLOGICAL INSTRUMENTS



AD4664

- AD4664 BABIES' TEAT APPLICATION FORCEPS, as used at the Victoria Hospital for Sick Children, Hull; stainless steel each

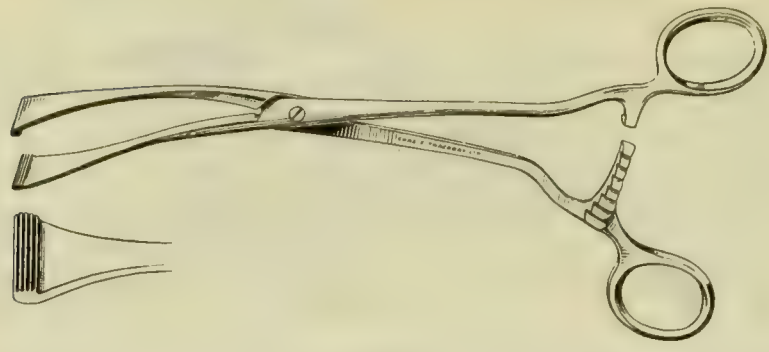
The control of cross-infection in Infants' Hospitals presents a number of problems, one of which is the maintenance of sterility in the preparation of feeding bottles and teats.

The sterilization of feeding bottles and teats is routine, but application of the teat to the bottle is not always carried out aseptically. This instrument is designed to facilitate the mounting of teats on to feeding bottles. It has been used with success for several months at the Victoria Hospital for Sick Children, Hull. It has been found that a teat can be applied to a bottle more quickly by forceps than by digital manipulation. The forceps are kept in a sterilizing immersion until ready for use. The teat is most conveniently withdrawn from its immersion with plain dissecting forceps, held in the left hand and placed on the jaws of the teat forceps in the right hand.

The teat is applied to the bottle as shown in the illustration.

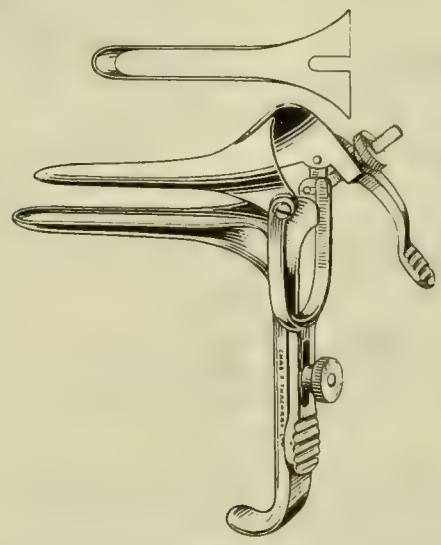
Vide "Nursing Times", May 29th, 1954.

ADDENDA
MIDWIFERY AND GYNÆCOLOGICAL INSTRUMENTS



AD4781

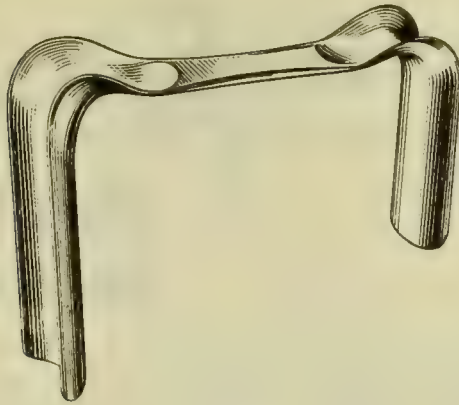
Cat. No.
AD4781 SNAITH'S modified GREEN-ARMYTAGE'S HÆMOSTASIS FORCEPS, for lower uterine segment, curved laterally, screw-joint, 8 in., stainless steel, each



AD4782

†AD4782 BEYNON'S modified BREWER'S VAGINAL SPECULUM, small size, narrow blades of 3½ in. working length, chromium plated each

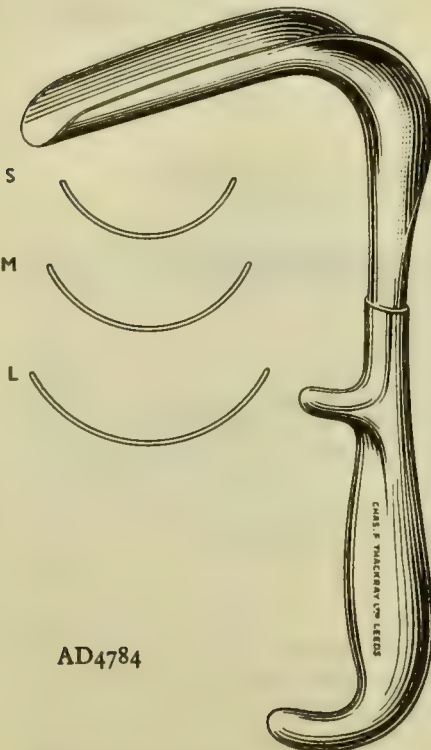
†Mrs. Constance L. Beynon, F.R.C.S., Ed., M.R.C.O.G. (Hove), writes:
"Most patterns of small size Vaginal Specula reduce the length of the blades as well as their width. This speculum has been designed to obviate this disadvantage and by keeping the blades flat right up to the hilt it gives the maximum exposure with the minimum distension at the hymenal ring. It therefore allows of thorough vaginal inspection in almost any patient."



AD4783

Cat. No.

AD4783 CHRISTIE HOSPITAL PATTERN VAGINAL SPECULUM, large size, blades 5 in. by 1½ in. and 3 in. by 1⅜ in., chromium plated each
 AD4783A Ditto . . . small size, blades 3 in. by 1⅜ in. and 2½ in. by 1¼ in., chromium plated each



AD4784

Cat. No.

†AD4784

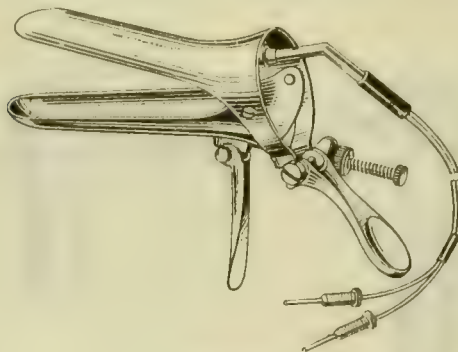
CURRIE'S VAGINAL SPECULUM, single-ended, three sizes: small (S), medium (M) and large (L); blades with working length of 4 inches, on hollow handle, chromium plated each

†Mr. David W. Currie, M.D., Ch.M., F.R.C.S., F.R.C.O.G. (Consultant Gynæcologist, United Leeds Hospitals), writes:

"The single-ended vaginal speculum made for me by Messrs. Thackray, in three sizes, was designed to overcome three major fallacies of the common or garden Sims' speculum. In the first place, the curled-up tip of a Sims' speculum was removed so that there would be no difficulty when packing a vagina; secondly, the blade was lengthened so that one is able to see the condition of the cervix and posterior fornix without difficulty;

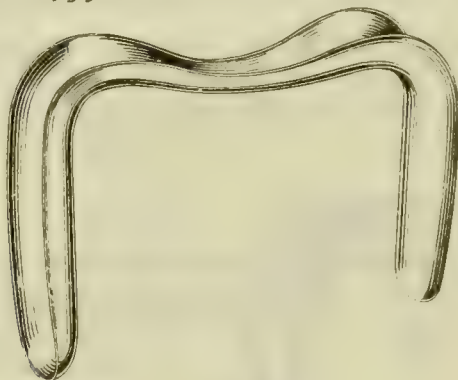
and lastly we dispensed with the double-ended speculum to overcome the nuisance, so often encountered, by the end not in use inhibiting the value of the end being used."

ADDENDA
MIDWIFERY AND GYNÆCOLOGICAL INSTRUMENTS



AD4785

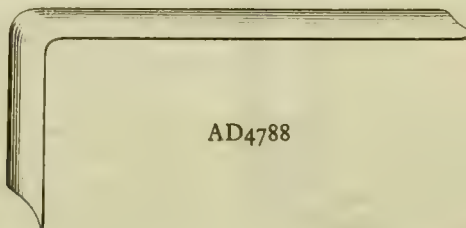
- | | | | | | |
|----------|---|----|----|----|------|
| Cat. No. | | | | | |
| AD4785 | CUSCO'S VAGINAL SPECULUM, with detachable lamp stem and cables, three sizes: small, medium and large, chromium plated | .. | .. | .. | each |
| AD4786 | Spare Lamps for above, 3.5 volts | .. | .. | .. | each |



AD4787


- | | | | | | |
|---------|---|----|----|----|------|
| †AD4787 | ST. GEORGE'S HOSPITAL PATTERN modified SIMS' VAGINAL SPECULUM, extra-large size, blades $4\frac{3}{4}$ in. by $1\frac{3}{16}$ in. and $4\frac{1}{4}$ in. by $1\frac{1}{8}$ in., chromium plated | .. | .. | .. | each |
| AD4787A | Ditto .. standard size, blades $3\frac{3}{4}$ in. by 1 in. and $3\frac{5}{8}$ in. by $\frac{7}{8}$ in. chromium plated | .. | .. | .. | each |

†Originally made for St. George's Hospital, London, and described by Mr. Ian A. Donaldson in the British Medical Journal of 13th March, 1954, page 639, this is a lightweight modification of Sims' speculum in which the blades have been lengthened for easier demonstration of the cervix.



AD4788


- | | | | | | |
|--------|---|----|----|----|------|
| AD4788 | CHRISTIE HOSPITAL PATTERN VAGINAL RETRACTOR, single-ended, with blade 3 in. deep by 1 in. wide, stainless steel | .. | .. | .. | each |
|--------|---|----|----|----|------|



AD4789-90

- Cat. No.
 †AD4789 HEANEY'S HYSTERECTOMY CLAMP FORCEPS, curved-on-flat, box joint, 7 $\frac{3}{4}$ in., serrated jaws with single tooth and notch, light model (A), stainless steel each
 †AD4790 Ditto .. heavy model (B) each

†Used for vaginal hysterectomy. Vide "Surgical Clinics of North America", vol 22, page 73. "Operative Gynæcology", by R. W. Te Linde (Second Edition, 1953, J. B. Lippincott Co.), pages 123-133.



AD4650

- †AD4650 HUNTER'S HYSTERECTOMY FORCEPS, box joint, 9 in., stainless steel, each

"This instrument is strong, but light in weight. The slender jaws are straight in the proximal half but slightly curved in the distal half. They have interlocking longitudinal deep-cut serrations interrupted with seven oblique cross cuts and have one into two terminal teeth.

"The blades clamp the tissues firmly without risk of slipping and the terminal teeth grip the vaginal angles securely. A minimal amount of tissue is crushed and distorted, yet, in view of the slight curve, there is little risk of the centre of the pedicle retracting during ligation of the vessels. The handles are sufficiently long to permit application and removal under direct vision." W. Hunter, M.D., F.R.C.O.G.


*Vide Lancet, October 9th, 1954, page 739.



AD4791

Cat. No.

AD4791 CURRIE'S UTERINE SCISSORS, heavy pattern, angled-on-flat, 8 in., stainless steel each



AD4792

AD4792 VAN DOREN'S CERVICAL BIOPSY FORCEPS, box joint, 10 in., stainless steel each

AURAL AND MASTOID INSTRUMENTS



AD4793

AD4793 KING'S COLLEGE HOSPITAL PATTERN AURAL PROBE, malleable, serrated end, silver each

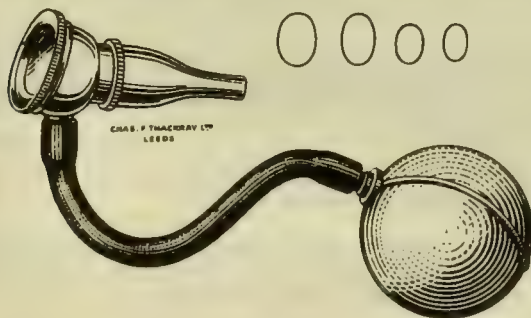


AD4794

Cat. No.

†AD4794 GRAY'S MASTOID GOUGES, lightweight for endaural use; set of five sizes: 1 mm., 2 mm., 3 mm., 4 mm., and 5 mm. wide, stainless steel set

†“Designed for endaural mastoid surgery. The blades are short and bevelled on the concave surface only so that direction of cut is always in exact line with the handle of the instrument, the shank being thinned to facilitate vision when working through a speculum.”—J. D. Gray, F.R.C.S., Consultant E.N.T. Surgeon, Royal Hospital, Sheffield.



AD4795

- | | | | | | | |
|--------|--|----|----|----|----|---------|
| AD4795 | PETERS' modified SIEGLE'S AURAL SPECULUM, with set of four specula, silver plated, complete with rubber ball | .. | .. | .. | .. | per set |
| AD4796 | Spare Specula for above | .. | .. | .. | .. | each |
| AD4797 | Spare rubber ball for above | .. | .. | .. | .. | each |

ADDENDA

LUNG AND CHEST INSTRUMENTS



THACKRAY'S
REGD. DESIGN
NO. 872, 851.
PATENT NO. 742, 543

Sc 1/6

AD4665

Cat. No.

AD4665 "WEST BROMWICH" SAFETY BRONCHITIS KETTLE, Regd. Design No. 872, 851 Patent No. 742, 543.

- FILLING-FUNNEL AT BACK TO PREVENT OVERFILLING; KETTLE CAN ONLY BE FILLED TO A SAFE PRE-DETERMINED LEVEL.

The filling-funnel—fitted with a hinged lid—covers a wide entrance hole in the base of the kettle body. When the water has boiled away to about an inch from the bottom of the kettle, steam will be emitted from top of the funnel and thus give a Visible Warning that the kettle requires refilling.

- ANTI-PRIMING DEVICE ON DOME OF KETTLE TO PREVENT BOILING WATER REACHING KETTLE SPOUT.

The anti-priming device mounted on the dome of the kettle, between the handle, is fitted with an insulated plug to protect the hands when the kettle is lifted and can be removed for cleaning by unscrewing it from the kettle.

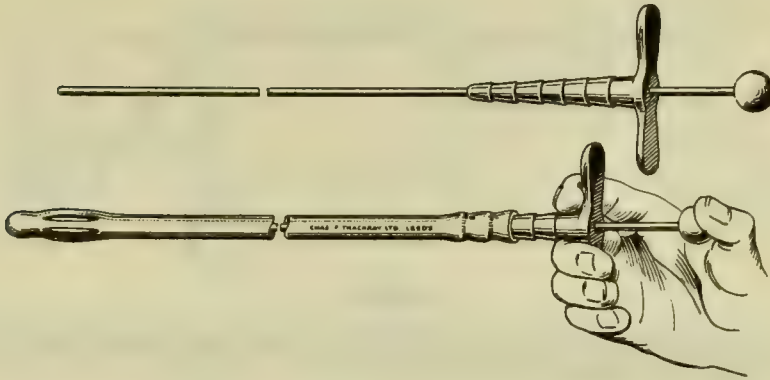
Specification:

Kettle body of heavy gauge copper, with heavy brass heat-base fitted with two clamp-on Electric Heaters, 300 watts capacity each, controlled by 3-heat switch and thermostatic device to automatically prevent damage to kettle if boiled dry. Fitted with filling-funnel at back of kettle, removable anti-priming device on dome, usual fittings as illustrated, and complete with earthed adapter and two yards of 3-core rubber-covered flex. Capacity: 5 pints to within half an inch of top of filling funnel.

Chromium plated each

Available for use on 200/210, 220/240 and 230/250 volts.

Please state Voltage when ordering.



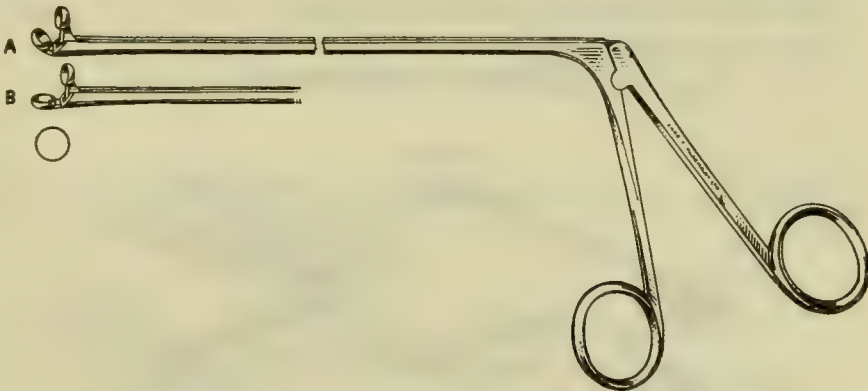
AD4798

Cat. No.

†AD4798 COWAN'S CATHETER INTRODUCER, for use with Malecot type rubber catheters, stainless steel with chromium plated cone mount each

†Designed to introduce a Malecot's self-retaining catheter into the chest for empyema drainage, spontaneous pneumothorax, etc. For use with catheters: size 20 French Catheter Gauge and upwards (see page U202 for Malecot's Catheters).

Vide: *Lancet*, November 15th, 1958, page 1047.




AD4799-4800

*AD4799 BROCK'S BRONCHOSCOPIC BIOPSY FORCEPS, with cup-shaped jaws, angled upwards (A), 50 cm. long, stainless steel each

*AD4800 Ditto .. straight (B) each

*Other lengths can be made to order.

ADDENDA
LUNG AND CHEST INSTRUMENTS




AD4801

Cat. No.

†AD4801

SULLY HOSPITAL PATTERN BRONCHOSCOPIC GRASPING FORCEPS,
round cup-jaws, stainless steel,* 40 cm. long each



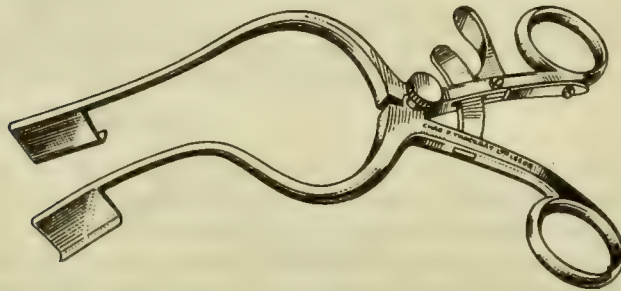
AD4802

†AD4802

SULLY HOSPITAL PATTERN BRONCHOSCOPIC GRASPING FORCEPS,
double-action toothed jaws, stainless steel,* 40 cm. long each

†*Vide British Medical Journal, August 11th, 1956, vol. ii, page 324.*

**Other lengths can be made to order.*

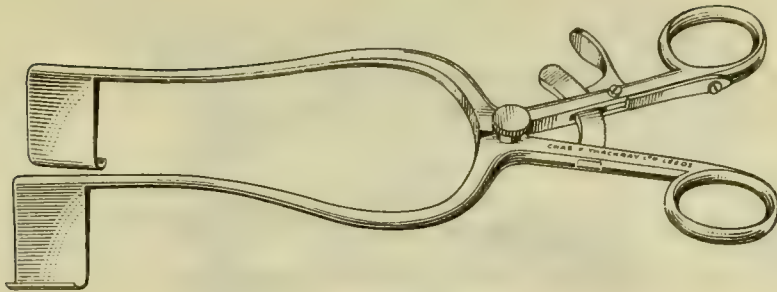


AD4652

AD4652 ALLISON'S (modified Mollison's) RIB RETRACTOR, curved, solid blades:
 $\frac{3}{4}$ in. wide by $\frac{11}{16}$ in. deep, cam ratchet, stainless steel, for INFANTS .. . each

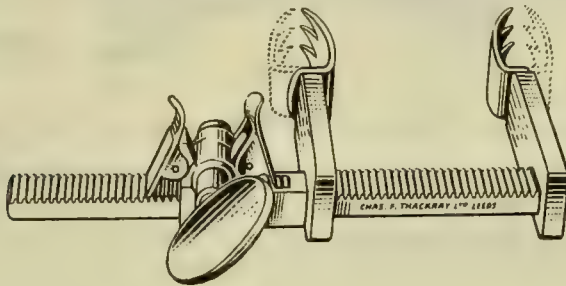
ADDENDA

LUNG AND CHEST INSTRUMENTS



AD4653

Cat. No.
 AD4653 ALLISON'S (modified Travers') RIB RETRACTOR, straight, solid blades: $\frac{7}{8}$ in. wide by $1\frac{5}{16}$ in. deep, cam ratchet, stainless steel, for CHILDREN, each




AD4803

AD4803 BAILEY'S combined RIB APPROXIMATOR and RIB SPREADER, stainless steel each



AD4804

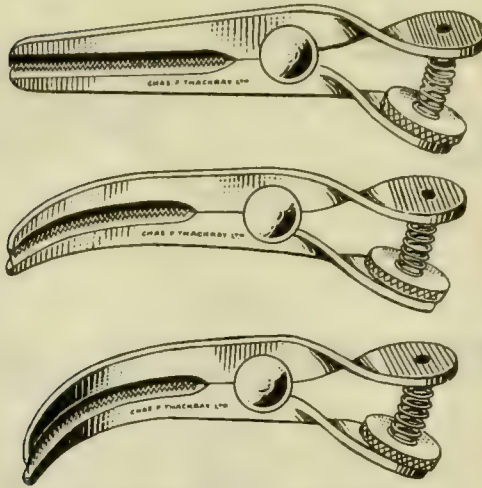
AD4804 RONALD EDWARDS' RIB RASPATORY, with long slender blade, stainless steel on chromium plated handle each



AD4805-7

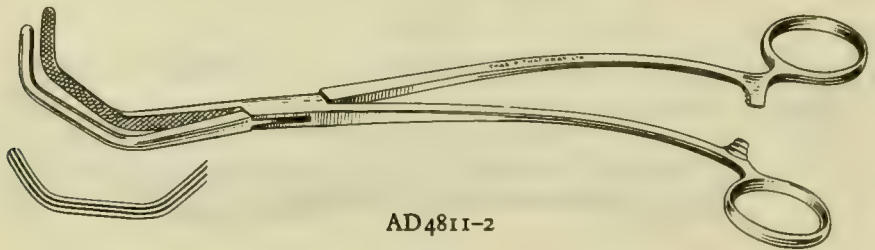
AD4805 POTTS-SMITH'S SCISSORS, with fine blunt points, angled-on-flat, 45°, $7\frac{1}{2}$ in., stainless steel each
 AD4806 Ditto .. angled-to-side 45°, stainless steel each
 AD4807 Ditto .. angled-to-side 25°, stainless steel each

ADDENDA
LUNG AND CHEST INSTRUMENTS



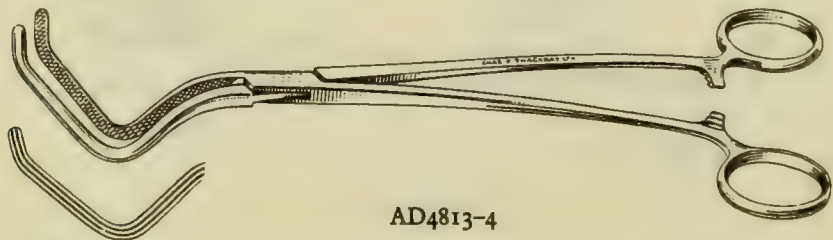
AD4808-10

| | | | | | | | |
|----------|--|----|----|----|----|----|------|
| Cat. No. | | | | | | | |
| AD4808 | POTTS' BULLDOG CLAMP, cross action, straight jaws, stainless steel | | | | | | each |
| AD4809 | Ditto .. with slightly curved jaws | .. | .. | .. | .. | .. | each |
| AD4810 | Ditto .. with acutely curved jaws | .. | .. | .. | .. | .. | each |



AD4811-2


| | | | | | | | |
|--------|---|----|----|----|----|----|------|
| AD4811 | SATINSKY'S ANASTOMOSIS CLAMP, with cross serrations, 9½ in., box-joint, type "A", stainless steel | .. | .. | .. | .. | .. | each |
| AD4812 | Ditto .. with longitudinal serrations | .. | .. | .. | .. | .. | each |



AD4813-4

| | | | | | | | |
|--------|---|----|----|----|----|----|------|
| AD4813 | SATINSKY'S ANASTOMOSIS CLAMP, with cross serrations, 9½ in., box-joint, type "B", stainless steel | .. | .. | .. | .. | .. | each |
| AD4814 | Ditto .. with longitudinal serrations | .. | .. | .. | .. | .. | each |

ADDENDA
LUNG AND CHEST INSTRUMENTS

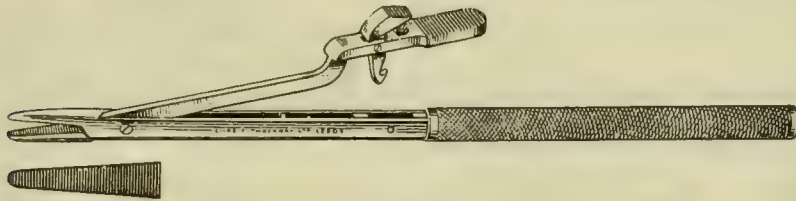


AD4658

Cat. No.

AD4658 MERCERISED COTTON SLEEVING, four widths: 2 mm., 2.5 mm., 3 mm. and 4 mm. per yard

For covering the jaws of clamps, etc., to render them non-traumatic.



AD4651

AD4651 POTTS-SMITH'S (modified) NEEDLE HOLDER, cut-through joint, 9 in., stainless steel each

Willis J. Potts, M.D., writes:

"This instrument is used primarily for an aortic pulmonary anastomosis; the advantage being that one can hold the handle in two fingers and put the needle through and release the needle without having to move the instrument. This is not possible with the usual type of clamp hæmostat.

"Not infrequently, when one is doing an aortic anastomosis with an ordinary needle holder, the needle will snap or jiggle out of position as the hand is moved and the needle holder ratchet is being released."




AD4815

AD4815 BATEMAN'S SUTURE PUSHER, 9½ in., stainless steel each

INSTRUMENTS FOR CARDIO-VASCULAR SURGERY

CARDIAC CATHETERS AND ELECTRODES



AD4816-21

AD4816 COURNAND'S CARDIAC CATHETER, single lumen, with terminal hole, sizes: 4 to 14 F.C.G., Luer-locking mount, 100 cm. long (Ref. 350) each

AD4817 Ditto . . 50 cm. long (Ref. 350-S) each

AD4818 Ditto . . 125 cm. long (Ref. 350-L) each

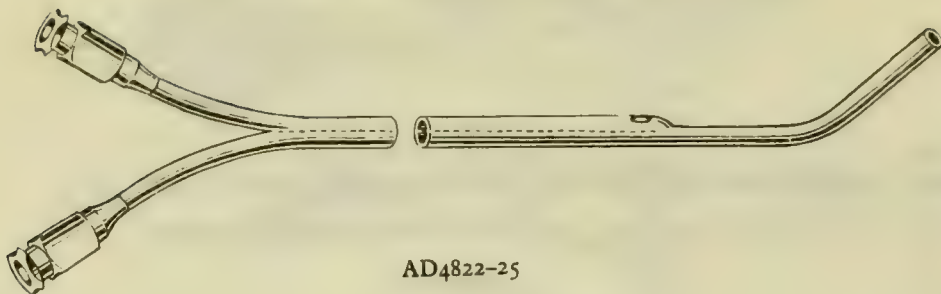
AD4819 Ditto . . 150 cm. long (Ref. 350-XL) each

All sizes referred to above as "F.C.G." are French Catheter Gauge.

ADDENDA

INSTRUMENTS FOR CARDIO-VASCULAR SURGERY

CARDIAC CATHETERS AND ELECTRODES



AD4822-25

Cat. No.

- AD4822 COURNAND'S CARDIAC CATHETER, double lumen, with terminal hole and second opening 12 cm. from distal tip, sizes: 7, 8 and 9 F.C.G., Luer-locking mounts, 100 cm. long (Ref. 351) each
- AD4823 Ditto .. 50 cm. long (Ref. 351-S) each
- AD4824 Ditto .. 125 cm. long (Ref. 351-L) each
- AD4825 Ditto .. 150 cm. long, size: 9 F.C.G. only (Ref. 351-XL) each
- *AD4826 GOODALE-LUBIN CARDIAC CATHETER, single lumen with terminal hole and two lateral-opposed holes close to distal tip, sizes: 4 to 10 F.C.G., Luer-locking mount, 100 cm. long (Ref. 352) each
- *AD4827 Ditto .. 50 cm. long (Ref. 352-S) each
- *AD4828 Ditto .. 125 cm. long (Ref. 352-L) each
- *AD4829 Ditto .. 150 cm. long, sizes: 5 to 10 F.C.G. only (Ref. 352-XL) each
- *AD4830 Ditto .. 100 cm. long, sizes: 7, 8 and 9 F.C.G., tapering at distal end to $5\frac{1}{2}$, $6\frac{1}{2}$ and $7\frac{1}{2}$ F.C.G. respectively (Ref. 352-T) each
- *AD4831 GOODALE-LUBIN CARDIAC CATHETER, double lumen with terminal hole and two lateral-opposed holes close to distal tip, and second lumen opening 12 cm. from distal tip, sizes: 8 and 9 F.C.G., 100 cm. long (Ref. 352-D) each
- *AD4832 Ditto .. 125 cm. long (Ref. 352-D) each
- *AD4833 COURNAND'S ELECTRODE, consisting of electrode sealed in the distal tip and no opening for blood sampling, etc., size: 6 F.C.G., 100 cm. long (Ref. 350-E) each
- †*AD4835 ELECTRODE CATHETER, similar to Cat No. AD4816 with the addition of an electrode ring flush with the surface of the catheter and situated close to the distal tip; the conductor is contained in the wall and attached to a terminal contact at the proximal end, sizes: 5 to 14 F.C.G., 100 cm. long (Ref. 353) each
- †*AD4836 Ditto .. 50 cm. long (Ref. 353-S) each
- †*AD4837 Ditto .. 125 cm. long (Ref. 353-L) each

The above catheters Nos. AD4816-37 are manufactured by the United States Catheter and Instrument Corporation, and replace those enumerated on page L447 in the General Catalogue.

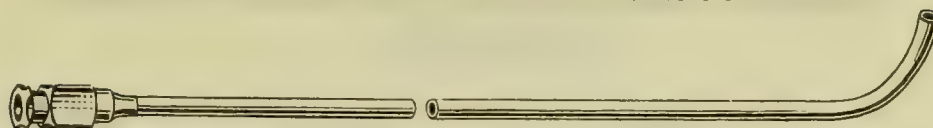
All sizes referred to above as "F.C.G." are French Catheter Gauge.

†Can also be supplied with Platinum Electrode Ring to order.

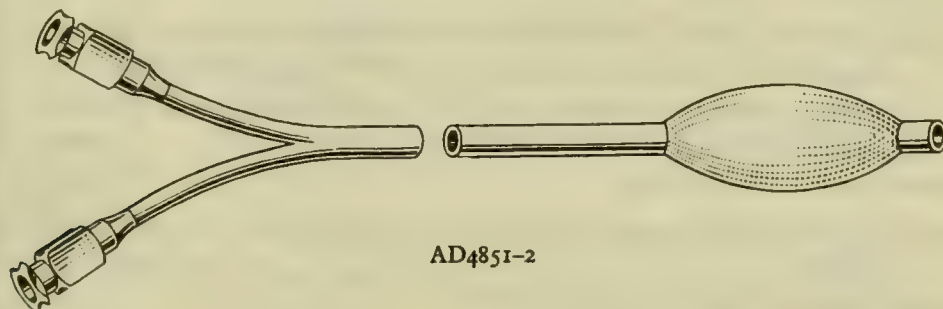
*Not illustrated

INSTRUMENTS FOR CARDIO-VASCULAR SURGERY

CATHETERS FOR ANGIOCARDIOGRAPHY AND THORACIC AORTOGRAPHY



| Cat. No. | AD4838-42 |
|----------|--|
| AD4838 | LEHMAN'S AORTOGRAPHIC CATHETER, single lumen with terminal hole and very thin wall, distal end curved for 2½ cm., sizes: 4 to 12 F.C.G., Luer-locking mount, 30 cm. long (Ref. 350-A) each |
| AD4839 | Ditto .. 50 cm. long each |
| AD4840 | Ditto .. 80 cm. long each |
| AD4841 | Ditto .. 100 cm. long each |
| AD4842 | Ditto .. 125 cm. long, sizes: 5 to 12 F.C.G. only each |
| *AD4843 | AORTOGRAPHIC CATHETER, with terminal hole and two additional lateral holes close to the distal tip, sizes: 5 to 12 F.C.G., Luer-locking mount, 50 cm. long (Ref. 352-A) each |
| *AD4844 | Ditto .. 80 cm. long each |
| *AD4845 | Ditto .. 100 cm. long each |
| *AD4846 | Ditto .. 125 cm. long each |
| *AD4847 | AORTOGRAPHIC CATHETER, N.I.H. PATTERN, with closed tip and four spirally-positioned lateral holes within 1½ cm. of the tip, sizes: 5 to 12 F.C.G., Luer-locking mount, 50 cm. long (Ref. 354) each |
| *AD4848 | Ditto .. 80 cm. long each |
| *AD4848A | Ditto .. 100 cm. long each |
| *AD4848B | Ditto .. 125 cm. long each |
| *AD4849 | AORTOGRAPHIC CATHETER, R.A. PATTERN, with closed tip and three pairs of laterally-opposed holes within 1 cm. of the tip, sizes: 5 to 8 F.C.G., Luer-locking mount, 100 cm. long (Ref. 355) each |
| *AD4850 | Ditto .. 125 cm. long each |



AD4851-2

| | |
|--------|---|
| AD4851 | DOTTER-LUKAS CATHETER, No. 1., double lumen, one lumen opening into a balloon close to the tip, the other lumen opening at the tip, size: 8½ F.C.G., Luer-locking mount, 100 cm. long (Ref. 356-1) each |
| AD4852 | Ditto .. 125 cm. long each |

The above catheters are manufactured by the United States Catheter and Instrument Corporation, and replace those enumerated on page L447 in the General Catalogue.

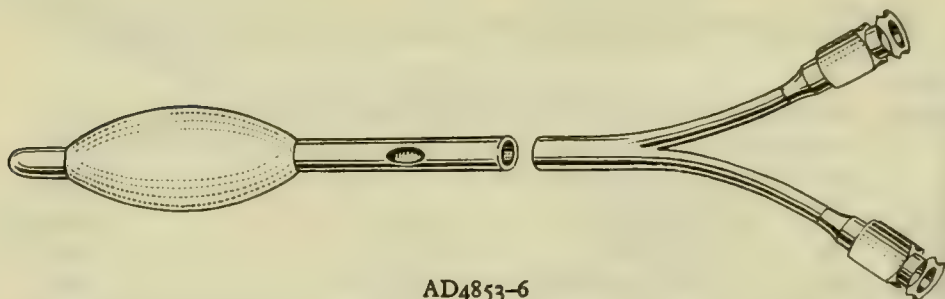
All sizes referred to above as "F.C.G." are French Catheter Gauge.

*Not illustrated

ADDENDA

INSTRUMENTS FOR CARDIO-VASCULAR SURGERY

CATHETERS FOR ANGIOCARDIOGRAPHY AND THORACIC AORTOGRAPHY



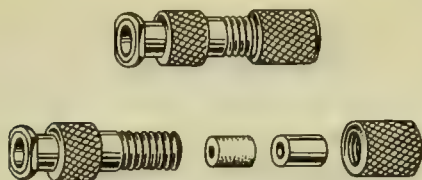
AD4853-6

| | | | | | | | |
|----------|---|----|----|----|----|----|------------------|
| Cat. No. | | | | | | | |
| AD4853 | DOTTER-LUKAS CATHETER, No. 2, double lumen, one lumen opening into a balloon close to the tip, the other lumen opening 1 cm. proximal to the balloon, size: 8½ F.C.G., Luer-locking mounts, 100 cm. long (Ref. 356-2) | | | | | | each |
| AD4854 | Ditto .. 125 cm. long | .. | .. | .. | .. | .. | each |
| AD4855 | DOTTER-LUKAS CATHETER, No. 3, double lumen, similar to No. 2, but the second lumen opens 4 cm. proximal to the balloon, size: 8½ F.C.G., Luer-locking mounts, 100 cm. long (Ref. 356-3) | | | | | | each |
| AD4856 | Ditto .. 125 cm. long | .. | .. | .. | .. | .. | each |
| *AD4857 | DOTTER-LUKAS CATHETER, No. 4, single lumen opening into a balloon close to the tip, size: 8 F.C.G., Luer-locking mount, 100 cm. long (Ref. 356-4) | | | | | | each |
| *AD4858 | Ditto .. 125 cm. long | .. | .. | .. | .. | .. | each |
| *AD4859 | TRIPLE-LUMEN CATHETER, one lumen opening at the tip, one 4½ cm. proximal to the tip, and one into a balloon between the two, each lumen 5 F.C.G. in size. Overall size of catheter: 9 F.C.G., Luer-locking mounts, 100 cm. long (Ref. 356-TL) | .. | .. | .. | .. | .. | each |
| *AD4860 | Ditto .. 125 cm. long | .. | .. | .. | .. | .. | each |
| *AD4861 | DETERGICIDE, concentrated solution; 16 oz. bottle makes 167 gall. of 1 : 4000 dilution | .. | .. | .. | .. | .. | per bottle, each |
| *AD4862 | Spare wire Stillettes for 100 cm. catheters | .. | .. | .. | .. | .. | each |
| *AD4863 | Ditto .. for 125 cm. catheters | .. | .. | .. | .. | .. | each |

The above catheters are manufactured by the United States Catheter and Instrument Corporation, and replace those enumerated on page L447 in the General Catalogue.

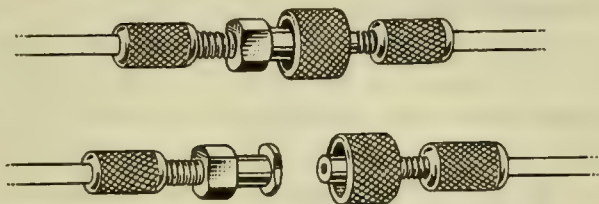
All sizes referred to above as "F.C.G." are French Catheter Gauge.

**Not illustrated*



AD4864-7

- †AD4864 CARDIAC CATHETER ADAPTOR; this will fit a range of Ureteral or Cardiac Catheter sizes from 4 to 9 F.C.G. They can also be used with Plastic Tubing. Fitted with Luer-locking mount and supplied complete with two spare rubber bushes. Small size, for sizes: 4, 5 and 6 F.C.G. catheters each
- †AD4865 Ditto .. medium size for sizes 7 and 8 F.C.G. catheters each
- †AD4866 Ditto .. large size for size 9 F.C.G. catheters each
- AD4867 Spare Rubber Bushes for above (state size required) per doz.



AD4868-79

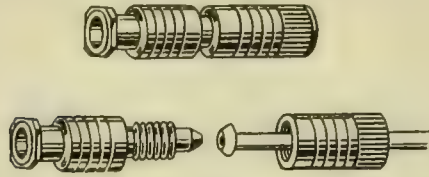
- AD4868 POLYTHENE TUBING ADAPTOR, size 1 for attaching to No. 1 Polythene Tubing (bore 0.5 mm., wall 0.25 mm.), Luer-locking fitting .. per pair
- *AD4869 Ditto .. Luer fitting per pair
- *AD4870 Ditto .. Record fitting per pair
- AD4871 Ditto .. size 2 for attaching to No. 2 Polythene Tubing (bore 1.0 mm., wall 0.25 mm.), Luer-locking fitting per pair
- *AD4872 Ditto .. Luer fitting per pair
- *AD4873 Ditto .. Record fitting per pair
- AD4874 Ditto .. size 3, for attaching to No. 3 Polythene Tubing (bore 1.5 mm., wall 0.5 mm.), Luer-locking fitting per pair
- *AD4875 Ditto .. Luer fitting per pair
- *AD4876 Ditto .. Record fitting per pair
- AD4877 Ditto .. size 4, for attaching to No. 4 Polythene Tubing (bore 2.0 mm., wall 0.5 mm.), Luer-locking fitting per pair
- *AD4878 Ditto .. Luer fitting per pair
- *AD4879 Ditto .. Record fitting per pair

When using the above adaptors the bore size is maintained throughout tubing and adaptor.

The above adaptors are normally supplied in pairs i.e., one each male and female fittings, but can be supplied separately if required.

†Can also be supplied with male Luer-locking mount.

*Not illustrated.



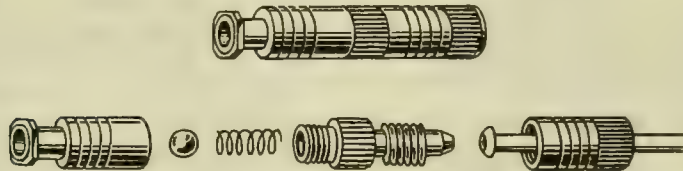
AD4880-3

Cat. No.

| | | | | | | | |
|---------|--|----|-------------------------|----|----|----|------|
| †AD4880 | TUBING ADAPTORS, for use with Polythene Tubing with flared end, tubing sizes as detailed in Cat. Nos. AD4868-79. Female Luer-locking fitting, size 1 for | | | | | | |
| | No. 1 tubing | .. | .. | .. | .. | .. | each |
| †AD4881 | Ditto | .. | size 2 for No. 2 tubing | .. | .. | .. | each |
| †AD4882 | Ditto | .. | size 3 for No. 3 tubing | .. | .. | .. | each |
| †AD4883 | Ditto | .. | size 4 for No. 4 tubing | .. | .. | .. | each |

Technique:

The Polythene Tubing is passed through the hole in the plain end of the adaptor. The end of the tubing is then held about $\frac{1}{4}$ in. away from the flame of a match or burner, etc., and slowly rotated between the thumb and forefinger to produce a smooth symmetrical flare. The flare is then seated securely by screwing down the threaded portion of the adaptor, the tubing acting as its own gasket in making an air-tight closure whilst retaining the lumen size of the tubing.

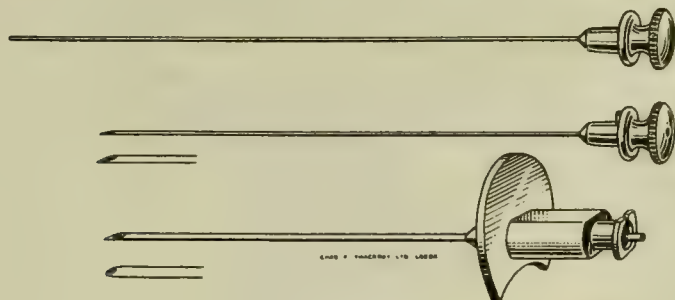


AD4884-7

| | | | | | | | |
|---------|---|----|-------------------------|----|----|----|------|
| †AD4884 | TUBING ADAPTOR similar to Cat. No. AD4880-3, but fitted with one-way ball valves, size No. 1 for No. 1 tubing | .. | .. | .. | .. | .. | each |
| †AD4885 | Ditto | .. | size 2 for No. 2 tubing | .. | .. | .. | each |
| †AD4886 | Ditto | .. | size 3 for No. 3 tubing | .. | .. | .. | each |
| †AD4887 | Ditto | .. | size 4 for No. 4 tubing | .. | .. | .. | each |

The one-way ball valve permits solutions to be injected but prevents any backflow.


†Can also be supplied with male Luer-locking mount to order.



AD4888

Cat. No.

AD4888 COURNAND'S ARTERIAL PUNCTURE NEEDLE, consisting of outer needle, Luer-locking mount, size: 18 B.W.G. (thin walled) by 2-3/64 in. long, and flush fitting inner needle and mounted stilette, stainless steel . . . each



AD4889

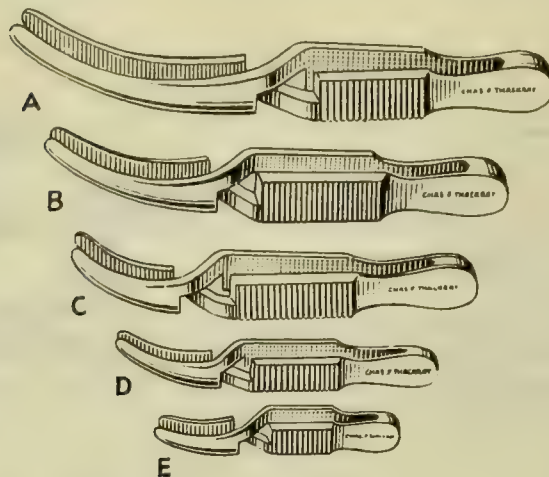
†AD4889 RILEY'S ARTERIAL PUNCTURE NEEDLE, consisting of needle, Luer-locking mount, size: 20 B.W.G. by 1½ in. long, and mounted stilette . . . each

†Used to obtain a sample of arterial blood for analysis. The needle is inserted with the stilette withdrawn just behind the point of the needle. After the artery has been entered, the stilette is advanced to its fullest extent so that the needle can be advanced, preceded by the probe end of the stilette, which minimises damage to the intima.

Vide "Emergency Surgery" (John Wright & Sons Ltd.), 7th Edition, page 698, by Hamilton Bailey, F.R.C.S.

ADDENDA


INSTRUMENTS FOR CARDIO-VASCULAR SURGERY



AD4890

Cat. No.

AD4890 BLALOCK'S CLAMPS, cross action, five sizes, A-E, stainless steel each



AD4891

†AD4891 CANNON'S ENDARTERECTOMY LOOPS, modified design, as made for Mr. H. S. Shucksmith, F.R.C.S., General Infirmary at Leeds, consisting of:

8 Loops on long wire handle, stainless steel
(smallest size 2.25 mm. and largest size 8.5 mm. internal diameter of loop)


2 Chuck Handles, with cannulated stems, stainless steel

1 Perforated Metal Sterilizing Case to hold above, with rack for loops and chuck handles, drop-over lid, satin chrome finish

complete set

†Used for closed endarterectomy. The loops are machined from a solid block of stainless steel and securely attached to the flexible stem in the same manner as a golf club (see enlarged view).

Vide: "Lancet", March 21, 1959, page 601-5.



←DISCONTINUED

AD4892-4903

Cat. No.

| | | | | | | | |
|--------|--|----|----|----|----|----|------|
| AD4892 | EDWARDS' KNITTED "TEFLON" ¹ ARTERIAL GRAFTS, corrugated, in lengths of 20 in. (51 cm.), diameters: $\frac{1}{4}$ in. (6.4 mm.), $\frac{5}{16}$ in. (8 mm.), $\frac{3}{8}$ in. (9.6 mm.) (Ref. 3040-K) | .. | .. | .. | .. | .. | each |
| AD4893 | Ditto .. $\frac{1}{2}$ in. (12.8 mm.) | .. | .. | .. | .. | .. | each |
| AD4894 | Ditto .. $\frac{5}{8}$ in. (16 mm.) | .. | .. | .. | .. | .. | each |
| AD4895 | Ditto .. $\frac{3}{4}$ in. (19.2 mm.) | .. | .. | .. | .. | .. | each |
| AD4896 | EDWARDS' WOVEN "TEFLON" ¹ ARTERIAL GRAFTS, corrugated, in lengths of 20 in. (51 cm.), diameters: $\frac{1}{4}$ in. (6.4 mm.), $\frac{5}{16}$ in. (8 mm.), $\frac{3}{8}$ in. (9.6 mm.) (Ref. 3040-W) | .. | .. | .. | .. | .. | each |
| AD4897 | Ditto .. $\frac{1}{2}$ in. (12.8 mm.) | .. | .. | .. | .. | .. | each |
| AD4898 | Ditto .. $\frac{5}{8}$ in. (16 mm.) | .. | .. | .. | .. | .. | each |
| AD4899 | Ditto .. $\frac{3}{4}$ in. (19.2 mm.) | .. | .. | .. | .. | .. | each |
| AD4900 | Ditto .. 1 in. (25 mm.) | .. | .. | .. | .. | .. | each |
| AD4901 | Ditto .. $1\frac{1}{4}$ in. (32 mm.) | .. | .. | .. | .. | .. | each |
| AD4902 | EDWARDS' WOVEN AORTIC BIFURCATION OF "TEFLON" ¹ , straight aortic end (no funnel), sizes: $\frac{1}{16}$ in. (17 mm.), $\frac{1}{8}$ in. (21 mm.) and 1 in. (25 mm.) aortic end (Ref. 3041-W) | .. | .. | .. | .. | .. | each |
| AD4903 | EDWARDS' KNITTED AORTIC BIFURCATION OF "TEFLON" ¹ with straight aortic end, sizes: $\frac{1}{16}$ in. (17 mm.), $\frac{1}{8}$ in. (21 mm.) and 1 in. (25 mm.) aortic end (Ref. 3041-K) | .. | .. | .. | .. | .. | each |

Detailed literature available on application.

All the above items are manufactured by United States Catheter and Instrument Corp.

¹"TEFLON" is the trade name of E. I. Du Pont de Nemours & Co., Inc.,

for its PTFE fluorocarbon resin and fibre.

(Not available for export.)

INSTRUMENTS FOR CARDIO-VASCULAR SURGERY

"TEFLON"¹ Products—*continued*

| Cat. No. | | | | | | | | |
|----------|--|----|----|----|----|----|----|------|
| *AD4904 | EDWARDS' INTRA-CARDIAC PATCHES OF "TEFLON" ¹ for the closure of intraventricular septal defects in the heart, size 2 by 2 in. (5.1 by 5.1 cm.) (Ref. 3051) | .. | .. | .. | .. | .. | .. | each |
| *AD4905 | Ditto .. 3 by 3 in. (7.6 by 7.6 cm.) | .. | .. | .. | .. | .. | .. | each |
| *AD4905A | Ditto .. 4 by 4 in. (10 by 10 cm.) | .. | .. | .. | .. | .. | .. | each |
| *AD4906 | HARRISON'S INTERLOCKED MESH OF "TEFLON" ¹ for the repair of large hernias and of defects resulting from destructive wounds or extensive cancer surgery; in sheets, size: 17 by 6 in. (43 by 15 cm.) (Ref. 3050) | .. | .. | .. | .. | .. | .. | each |
| *AD4907 | Ditto .. 17 by 12 in. (43 by 30 cm.) | .. | .. | .. | .. | .. | .. | each |
| *AD4908 | Ditto .. 8½ by 6 in. (21.5 by 15 cm.) | .. | .. | .. | .. | .. | .. | each |
| *AD4909 | "TEFLON" ¹ FELT, size: 2 by 2 in. (5.1 by 5.1 cm.); thickness: ⅛ in. (1.6 mm.), ⅓ in. (3 mm.), ⅜ in. (4.5 mm.), ½ in. (6.4 mm.), ⅝ in. (9.6 mm.) (Ref. 3060) | .. | .. | .. | .. | .. | .. | each |
| *AD4910 | Ditto .. 3 by 3 in. (7.6 by 7.6 cm.), thickness as above | .. | .. | .. | .. | .. | .. | each |
| *AD4911 | Ditto .. 4 by 4 in. (10 by 10 cm.), thickness as above | .. | .. | .. | .. | .. | .. | each |
| *AD4912 | Ditto .. 6 by 6 in. (15 by 15 cm.), thickness as above | .. | .. | .. | .. | .. | .. | each |
| *AD4913A | BOHNSON TYPE AORTIC VALVE LEAFLETS OF "TEFLON" ¹ , available even sizes, 24–36 mm. and 40 mm. | .. | .. | .. | .. | .. | .. | each |

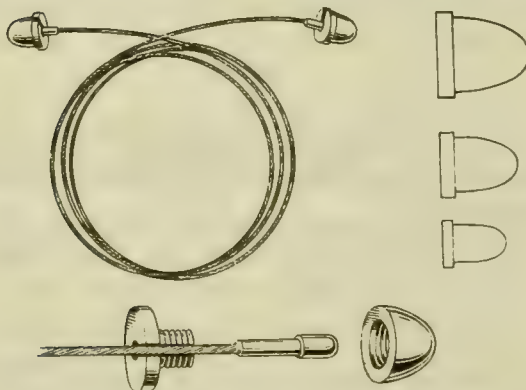
Detailed literature available on application.

All the above items are manufactured by United States Catheter and Instrument Corp.

"TEFLON" is the trade name of E. I. Du Pont de Nemours & Co., Inc., for its PTFE fluorocarbon resin and fibre.

(Not available for export.)

**Not Illustrated*



AD4917-21

- †AD4917 GRAVES' modified MYERS' VEIN STRIPPER, consisting of flexible twisted stainless steel wire 36 in. long, with three pairs of detachable stripper ends, sizes: ½ in., ⅜ in. and ¼ in. diameter set

†*In Graves' improved design there is a small introducing knob at each end of the wire. Thus, the wire may be introduced into the vein from either above or below, and a stripping head attached to whichever end is the more convenient for stripping. Three sizes of detachable heads have been provided in the latest model.*

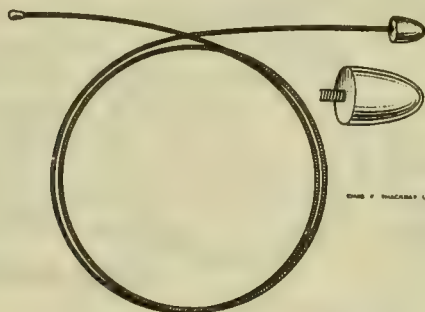
Vide: "Lancet", October 29, 1955, page 909.

INSTRUMENTS FOR CARDIO-VASCULAR SURGERY


GRAVES' modified MYERS' VEIN STRIPPER (*continued*)

Cat. No.

| | | | | | | |
|--------|--|----|----|----|----|------|
| AD4918 | Spare stainless steel wire for above | .. | .. | .. | .. | each |
| AD4919 | Spare stripper ends, $\frac{1}{2}$ in. diam. for above | .. | .. | .. | .. | pair |
| AD4920 | Ditto $\frac{3}{8}$ in. diam. | .. | .. | .. | .. | pair |
| AD4921 | Ditto $\frac{1}{4}$ in. diam. | .. | .. | .. | .. | pair |



AD4659-60




AD4661

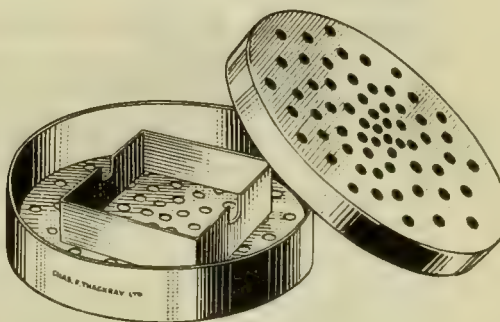
| | | | | | | |
|--------|---|----|----|----|----|------|
| AD4659 | MYERS' VEIN STRIPPER, consisting of flexible twisted stainless steel wire 35 in. long with small acorn head and one stripper head $\frac{1}{2}$ in. diam. | .. | .. | .. | .. | each |
| AD4660 | Ditto .. with stripper head $\frac{3}{8}$ in. diam. | .. | .. | .. | .. | each |
| AD4661 | Ditto .. with stripper head $\frac{1}{4}$ in. diam. on 12 in. flexible twisted stainless steel wire | .. | .. | .. | .. | each |

IMPORTANT NOTE ON VEIN STRIPPERS:

All the above strippers are now supplied with multi-strand twisted stainless steel wire for flexibility and added strength. The ends of the wire are attached to the introducing knob or head in such a way as to minimise the risk of detachment or breakage in actual use.



AD4922

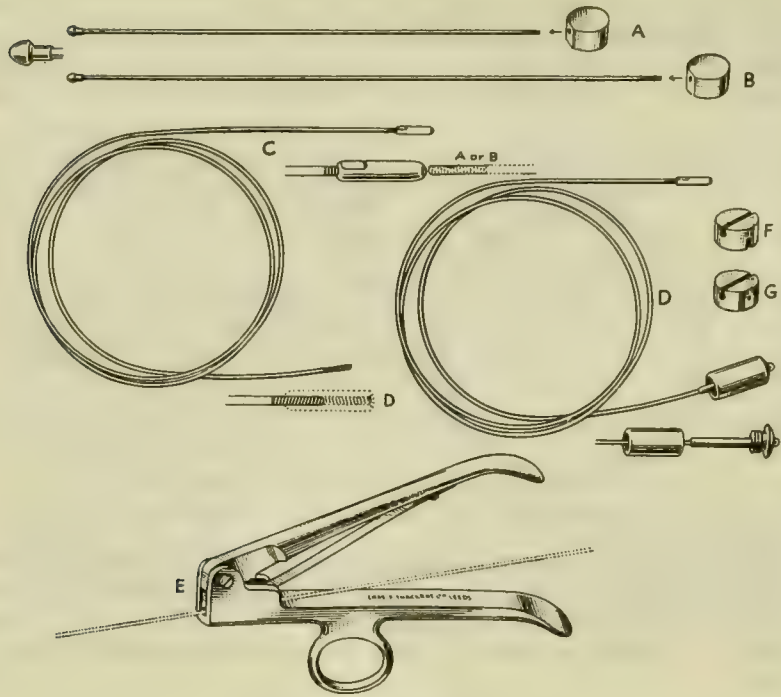


AD4923

| | | | | | | |
|--------|---|----|----|----|----|------|
| AD4922 | HANDLE for VEIN STRIPPERS, universal for Graves' and Myers' patterns, chromium plated | .. | .. | .. | .. | each |
| AD4923 | CASE, metal, chromium plated, to contain selected strippers and handle for sterilization or storage | .. | .. | .. | .. | each |

ADDENDA

INSTRUMENTS FOR CARDIO-VASCULAR SURGERY



AD4662

Cat. No.

AD4662 SWANSON'S VEIN STRIPPER, consisting of:

One Introducer (A) of flexible brass wire, with olivary tip and threaded end, 8 in. long, and a stainless steel protective stud. *Threaded end fits union piece on Guide Wire (C).*

One Ditto (B) 10 in. long. *Threaded end fits union piece on Guide Wire (C).*

One Guide Wire (C), flexible brass, 38 in. long, threaded at both ends, with an olivary union piece to fit Introducers (A or B). *Threaded end fits union piece on Stripper (D).*

One Stripper on Wire (D) consisting of stainless steel cylinder screwed on to a stud at one end and a cutting edge directed downwards and inwards at the lower end. The stud is fixed on to 38 in. of flexible brass wire threaded at end with an olivary union piece to fit Guide Wire (C).

One Traction Handle (E), stainless steel, to grip Stripping Wire.

Two Studs (F and G), stainless steel; F has two transverse grooves, G has one groove and one threaded hole. With these studs the stripping wires are coiled and the studs arranged to clip the wires together conveniently for sterilizing. The threaded hole in stud (G) is for attaching to an unprotected thread on a wire.

SET of all the above parts complete

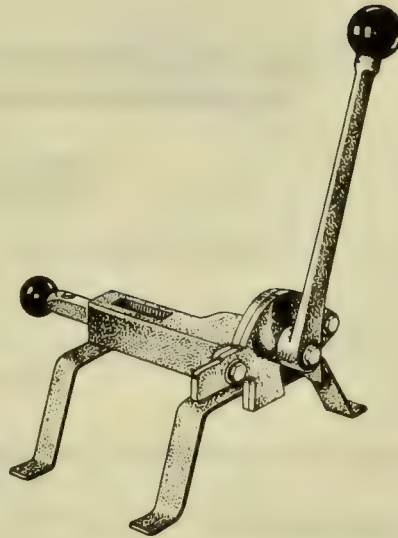
The stainless steel cylinder has a cutting edge directed downwards and inwards which will divide branches by cutting and at the same time avoid trauma to the perivenous tissues.

Vide "Glasgow Medical Journal", May 1953, vol. 34, pages 201-207.

ADDENDA
BONE INSTRUMENTS

SUITABLE FOR SHEARING BOTH
CORTICAL AND CANCELLOUS BONE
INTO CRUMBS, WHICH CAN BE
COLLECTED IN A CONTAINER.

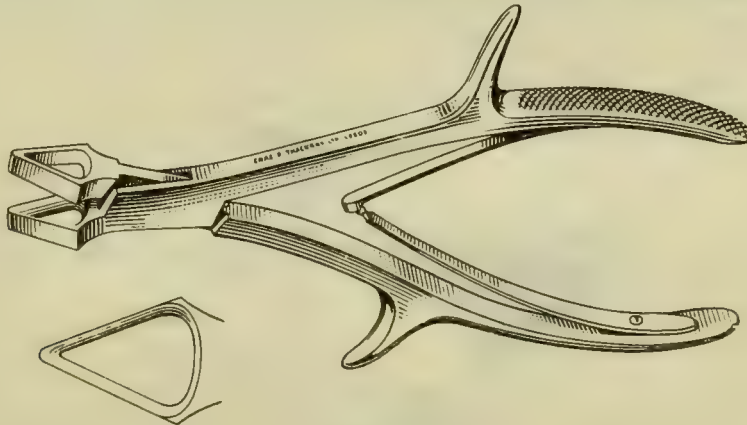
EASY TO ASSEMBLE OR DISSEMBLE
AND TO OPERATE; NO BOLTS, NUTS
OR SCREWS TO ADJUST.



AD4925

Cat. No.


AD4925 ROGER ANDERSON'S BONE CRUMBLING MILL, aluminium alloy, with
anodised finish each



AD4926

AD4926 LEWIN'S BONE CRUMBLING FORCEPS, box-joint, 8½ in. stainless steel, each

ADDENDA
BONE INSTRUMENTS



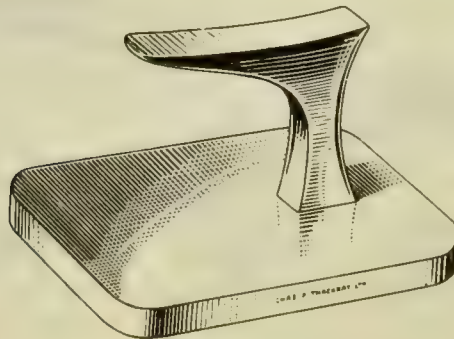
AD4927

Cat. No.

†AD4927 CHARNLEY'S BONE-GRAFT TREPHINE, $\frac{1}{2}$ in. diameter, stainless steel, each

†Mr. John Charnley writes:

"This trephine has proved very useful for removing small cylinders of cancellous bone from the full thickness of the iliac crest for the purpose of bone-graft, interbody spinal fusions, and bone biopsies. The essential feature of the trephine is that the specimen can be removed almost "blind" through a small incision and, having pierced the full thickness of the iliac crest, the bi-valved trephine is closed down by means of the knurled screw to pinch the enclosed coring, which can then be avulsed. Without this pinching device the coring would be left behind, due to the attachment of muscles on the deep surface. The corings are one-half-an-inch in diameter and the length is anything up to one inch according to the position in the iliac crest from which the coring is removed. As an adjuvant to plating the tibia two corings are quite adequate when chipped into small pieces to promote bridging of the fracture line (see Charnley "Compression Arthrodesis", page 24, E. & S. Livingstone, Edinburgh, 1953)".

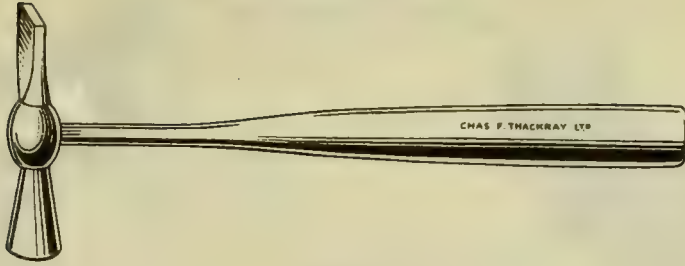


AD4928

AD4928 ANVIL for HAND SURGERY, solid brass, dull chromium plated .. each

ADDENDA
BONE INSTRUMENTS

AD
899



AD4929

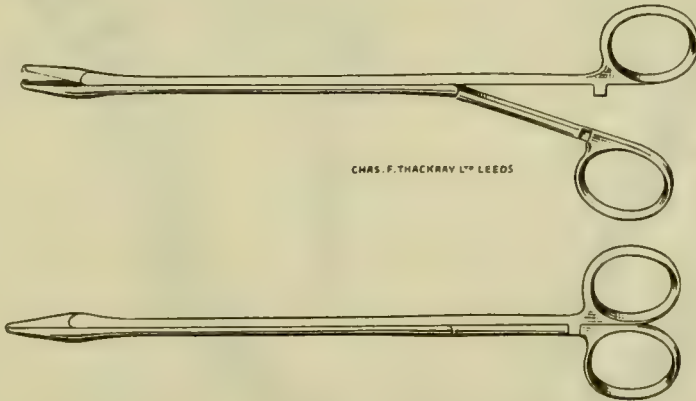
Cat. No.

AD4929 HAMMER for HAND SURGERY, solid brass, dull chromium plated .. each



AD4930

†**AD4930 BRAND'S PLANTARIS STRIPPER, cutting end 6 mm. internal diameter, mounted on shaft 18 in. long, stainless steel. each**



AD 4931A ANDERSEN'S TENDON TUNNELLING FORCEPS, 9½ in. long, with slender shaft and "cobra head" jaws, serrated, two into three teeth, stainless steel.

AD 4932A Ditto .. 7½ in. long.

ADDENDA
BONE INSTRUMENTS



AD4933

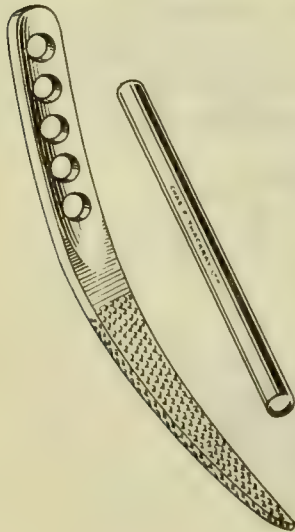


AD4934

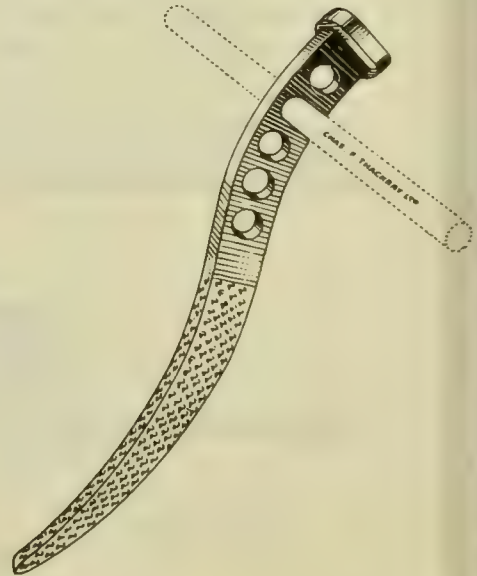
Cat. No.

AD4933 F. R. THOMPSON'S HIP PROSTHESIS, †stainless steel, length of stem $4\frac{1}{2}$ in.
Head diameters: $1\frac{1}{2}$ in., $1\frac{3}{4}$ in., $1\frac{7}{8}$ in., and 2 in. each

AD4934 AUSTIN MOORE'S HIP PROSTHESIS, †stainless steel;
Head diameters: $1\frac{1}{2}$ in., $1\frac{3}{4}$ in., $1\frac{7}{8}$ in., 2 in., $2\frac{1}{2}$ in.
Stem lengths: 5 in., 5 in., $5\frac{1}{2}$ in., 6 in., 6 in. each



AD4935



AD4936

AD4935 RASP for F. R. THOMPSON'S HIP PROSTHESIS, stainless steel .. each

AD4936 RASP for AUSTIN MOORE'S HIP PROSTHESIS, stainless steel .. each

†Made of Austenitic Stainless Steel, British Standard Specification EN58J.

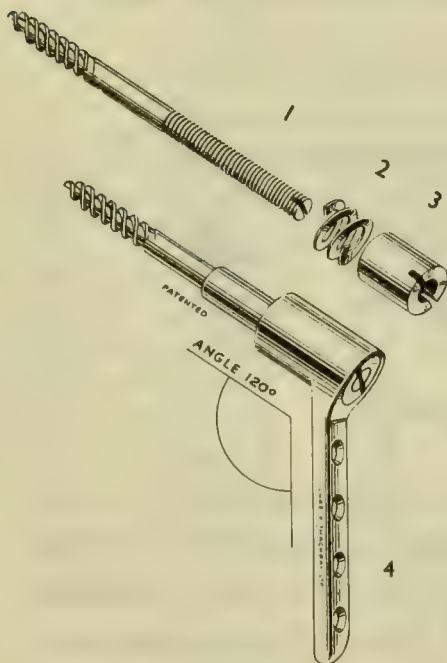
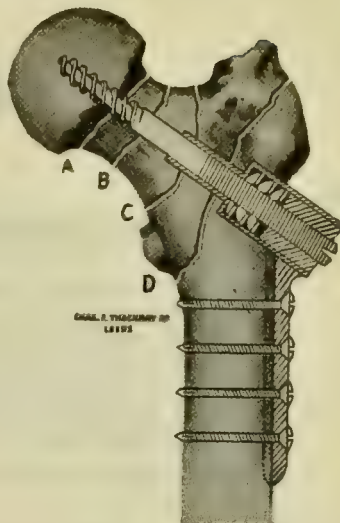
ADDENDA
BONE INSTRUMENTS
★CHARNLEY'S COMPRESSION SCREW
with Sleeved Angle-Plate

British Patent No. 735628—other patents
 pending in principal countries of the world.

**A new appliance for the operative treatment
 of Intracapsular and Extracapsular
 Fractures of the Neck of the Femur.*

- A. Sub-capital fractures
- B. Trans-cervical fractures
- C. Basal fractures
- D. Inter-trochanteric fractures without comminution

*The above are typical fractures of the hip which can be
 successfully treated by means of this new appliance.*



*The component parts of this new
 appliance consist of:*

- 1 Compression screw, four inches long.
- 2 Compression spring, acting over range of 6 mm., exerting a force of 25 lbs. when fully compressed.
- 3 Cylindrical nut.
- 4 Sleeve with plate fixed at angle of 120 degrees.

AD4937

Cat. No.

AD4937 **CHARNLEY'S COMPRESSION SCREW**, with sleeved angle-plate, for fractures of the neck of the femur, complete with spring and cylindrical nut, †stainless steel, each

SCREWS FOR FIXING BRACKET PLATE TO SHAFT OF FEMUR—SEE PAGE AD909.

SIZES NORMALLY USED ARE $1\frac{1}{4}$ in., $1\frac{3}{8}$ in. or $1\frac{1}{2}$ in. long.

†Made of Austenitic Stainless Steel, British Standard Specification, EN58J.

*Vide "The Treatment of Displaced Fractures of the Neck of the Femur by Compression", pp. 45-65, *Journal of Bone and Joint Surgery*, Feb., 1957.

"The Treatment of Fractures of the Neck of the Femur by Compression", *Acta Orthopaedica Scandinavica*, Vol. xxx, Fasc. 1, 1960

ADDENDA

BONE INSTRUMENTS
CHARNLEY'S COMPRESSION SCREW
(continued)

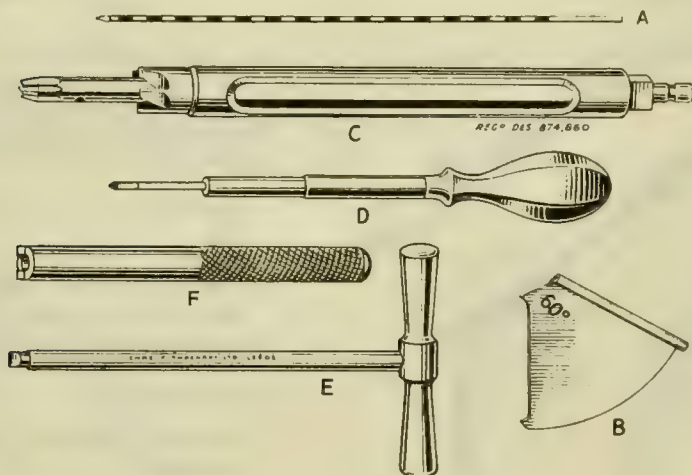
AD4938

Cat. No.

AD4938 CHARNLEY'S "LIFE-SAVER" SCREW, 4 in. long, with cylindrical nut,
*stainless steel each

CHARNLEY'S "LIFE-SAVER" SCREW. This is an extra-large screw which has been devised for use in femoral heads with soft bone. The helical thread portion is $\frac{1}{2}$ in. diameter (as compared with $\frac{5}{16}$ in. diameter of standard screw) but all other dimensions are the same as the standard screw. In cases where the standard screw fails to hold at the time of operation, the "Life-saver" screw is inserted in its track, the sleeved angle-plate having been first removed and then replaced over the projecting end of the screw for completion of the operation by the standard technique.

*Made of Austenitic Stainless Steel, British Standard Specification, EN58J.



AD4939

AD4939 CHARNLEY'S ANCILLARY INSTRUMENTS for inserting compression screw with sleeved angle-plate, consisting of:

GUIDE-WIRE, 9 in., 2.5 mm. diameter (Cat. No. B2628), $\frac{1}{4}$ in. copper-plate graduations (A).

METAL PROTRACTOR, with tubular guide for wire, 60 degree angle, stainless steel (B).
COUNTER-BORING TOOL, cannulated, with fenestrated shaft through which projecting guide-wire is continuously in view, for cutting a recess suitable for sleeved angle-plate (Regd. Des. No. 874, 860), stainless steel (C).

TAPPING DRILL, stainless steel on chromium-plated handle (D).

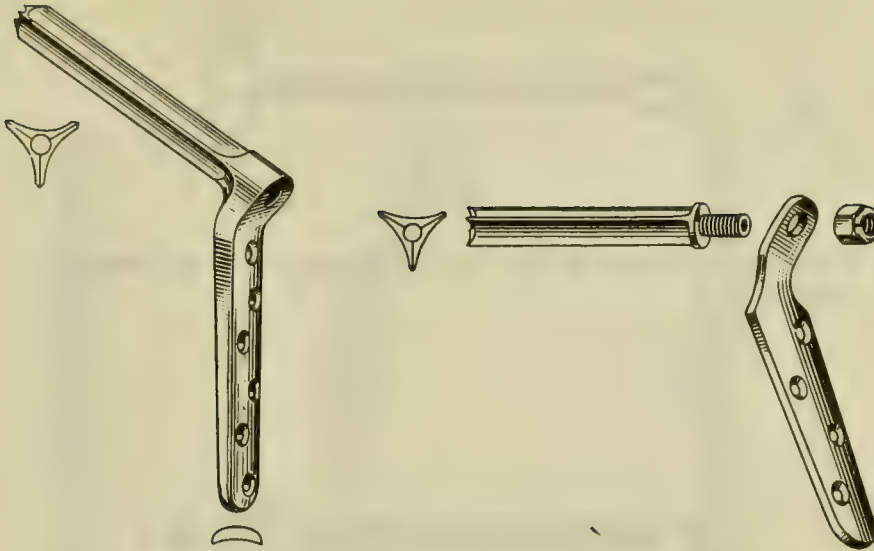
SCREWDRIVER, T-Handled, stainless steel (E).

CYLINDRICAL SPANNER, for tightening nut of compression screw, stainless steel (F).
set complete

‡AD4940 BRACE, "wide-throw", for use with Counter-boring tool, stainless steel, each

*Guide-wire can be supplied with metric graduations on request.

‡Not illustrated. See Item (A) of Cat. No. B2607A for details.



AD4941


AD4942-6

Cat. No.

| | | | | | | | | | |
|---------|---|----|----|----|----|----|----|----|------|
| †AD4941 | JEWETT'S INTERTROCHANTERIC NAIL PLATE, modified pattern, solid forged, with six-hole plate; available in five cannulated nail lengths: 3 in., 3½ in., 3¾ in., 3⅞ in., and 4 in., and four angles: 120°, 130°, 140° and 150°, *stainless steel | .. | .. | .. | .. | .. | .. | .. | each |
| AD4942 | McKEE'S HIP NAIL, trifin, with 2.5 mm. cannulation, and self-locking nut, sizes: 2½ in., 2¾ in., 3 in., 3¼ in., 3½ in., 3¾ in., 4 in., 4¼ in., 4½ in., 4¾ in., 5 in., 5¼ in. and 5½ in., *stainless steel | .. | .. | .. | .. | .. | .. | .. | each |
| †AD4943 | McKEE'S BRACKET PLATE, with four holes, *stainless steel | .. | .. | .. | .. | .. | .. | .. | each |
| †AD4944 | Ditto .. with six holes | .. | .. | .. | .. | .. | .. | .. | each |
| †AD4945 | Ditto .. with four slots | .. | .. | .. | .. | .. | .. | .. | each |
| †AD4946 | Ditto .. with single slot | .. | .. | .. | .. | .. | .. | .. | each |

†SCREWS FOR USE WITH ABOVE, SEE PAGE AD909.

*Made of Austenitic Stainless Steel, British Standard Specification, EN58J.



AD4947

| | | | | |
|--------|--|----|----|------|
| AD4947 | McKEE'S NAIL DRIVER and EXTRACTOR, stainless steel | .. | .. | each |
|--------|--|----|----|------|

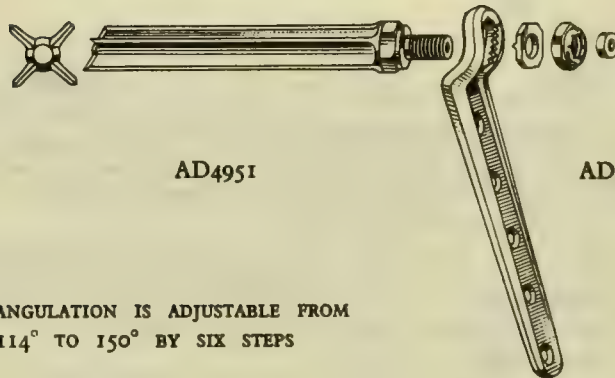
ADDENDA
BONE INSTRUMENTS



AD4948

Cat. No.

AD4948 MCKEE'S BOX SPANNER, with "T"-shaped handle, to fit self-locking nut,
stainless steel each



AD4951

AD4949-50

ANGULATION IS ADJUSTABLE FROM
114° TO 150° BY SIX STEPS

- ‡AD4949 McLAUGHLIN type adjustable INTERTROCHANTERIC APPLIANCE, model V, †*Vitalium*; bracket plate only, size: 3½ in. long with 5 holes; complete with washer and elastic stop-nut to ensure a positive lock each
- ‡AD4950 Ditto .. 5¼ in. long with 7 holes each
- *AD4951 SMITH-PETERSEN type FOUR-FLANGED NAIL, †*Vitalium*, for use with above, with cannulation for guide wire; sizes: 3 in., 3½ in., 3¾ in., 4 in., 4¼ in., 4¾ in., 5 in., 5¼ in., 5½ in., 5¾ in. and 6 in. each
- §AD4952 NAIL STARTER, FOUR FLANGED, for use with above, stainless steel, each

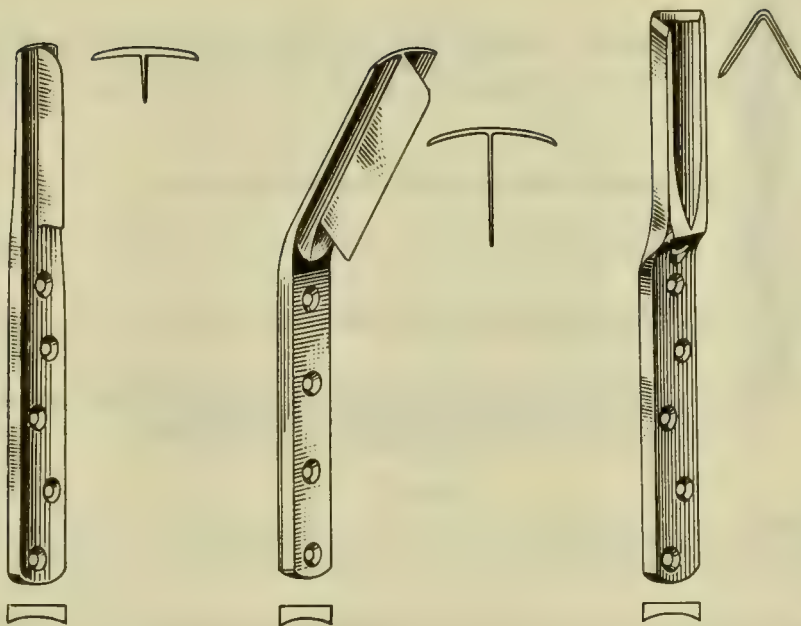
‡SCREWS FOR USE WITH ABOVE, SEE PAGE AD909.

*Four-flanged nails have tapered points to provide a leading edge for introduction and are 25% stronger than three-flanged types.

§Not illustrated.

†An alloy, approximately: cobalt 65%, chromium 30%, and molybdenum 5%.

BONE INSTRUMENTS



AD4953-4

AD4955

AD4956-7

Cat. No.

- †AD4953 BOSWORTH'S INTRAMEDULLARY SPLINE, 5 in., *stainless steel, each
- †AD4954 Ditto .. 6 in. each
- †AD4955 ROWLAND HUGHES' OSTEOTOMY SPLINE, three angles: 140°, 150° and 160°, *stainless steel each
- †AD4956 NICOLL'S TYPE BLADE PLATE, with threaded hole for introducer, *stainless steel; 2½ in. blade with 4 in. plate, 5 holes each
- †AD4957 Ditto .. with 3 in. plate, 3 holes each

†SCREWS FOR USE WITH ABOVE, SEE PAGE AD909.

*Made of Austenitic Stainless Steel, British Standard Specification, EN58J.

ADDENDA

BONE INSTRUMENTS



AD4958-61


Cat. No.

†AD4958 KESSEL'S OSTEOTOMY PLATE, *stainless steel,
5 in. long by $\frac{1}{8}$ in. thick each

†AD4960 Ditto .. 6 in. long by $\frac{1}{8}$ in. thick each

†SCREWS FOR USE WITH ABOVE PLATES—SEE PAGE AD909.

**Made of Austenitic Stainless Steel, British Standard Specification, EN58J.*



AD4962

Cat. No.

AD4962 DENHAM'S modified STEINMANN'S PIN, threaded near mid-point, stainless steel; size: 8 in. long by 4 mm. thick each



AD4963-4

†AD4963 STEINMANN'S PINS, with "DIAMOND" DRILL POINT, stainless steel;
two lengths: 8 in. and 10 in. by 4 mm. diameter each

†AD4964 Ditto .. 8 in. and 10 in. by 5 mm. diameter each

†The flattened "diamond" drill point provides easier penetration of cortical bone.

Note: drill point is the same diameter as the pin.

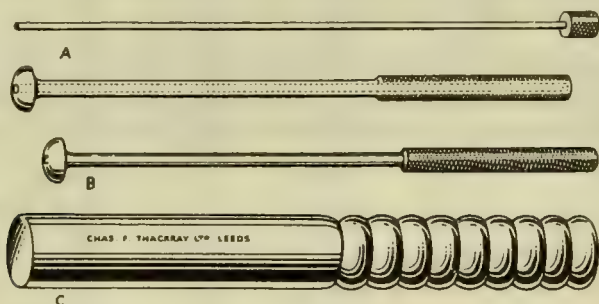
ADDENDA
BONE INSTRUMENTS



AD4965

Cat. No.

AD4965 LOWE and BRECK'S KNEE JOINT KNIFE, stainless steel, with chromium plated handle and guard each



AD4966

‡AD4966 SMILLIE'S INSTRUMENTS for OSTEOCHONDRITIS DISSECANS, stainless steel, consisting of: Nail Gun and Pusher (A); Nail Punch (B); Circular Hammer (C) set



AD4967

‡AD4967 SMILLIE'S NAILS, for OSTEOCHONDRITIS DISSECANS, $\frac{1}{16}$ in. diameter, with grooved head to facilitate removal, *stainless steel; three sizes: $\frac{3}{4}$ in., 1 in., and $1\frac{1}{4}$ in. long each

"In addition to the treatment of osteochondritis dissecans, these nails are used in fractures of the phalanges, metacarpals and carpal bones, fractures of the medial epicondyle and all fractures of articular surfaces where small fragments require internal fixation."

—I. S. SMILLIE, O.B.E., Ch.M., F.R.C.S.(Ed.).



AD4968

‡AD4968 SMILLIE'S EXTRACTOR, for removing nails, forked end, stainless steel, each

**Made of Austenitic Stainless Steel, British Standard Specification, EN58J.*

ADDENDA

BONE INSTRUMENTS




AD4969

Cat. No.

- | | | |
|---------|--|------|
| ‡AD4969 | SMILLIE'S TREPHINE, stainless steel | each |
| ‡AD4970 | MODIFIED DENTAL EXTRACTION FORCEPS, with fine points, for removing nails, stainless steel (<i>not illustrated</i>) | each |

‡The Cannulated Nail Gun (Cat. No. AD4966(A)) is fitted with a retaining spring in its distal end to enable a nail to be pre-loaded and then inserted by the pusher. The final driving home is accomplished with the Punch (B) which has a rounded end to avoid damage to the articular cartilage.

Vide: "The Treatment of Osteochondritis Dissecans" by I. S. Smillie, O.B.E., Ch. M., F.R.C.S.E., Journal of Bone and Joint Surgery, May 1957, pages 248-260.




AD4972

AD4971

- | | | |
|---------|--|------------|
| †AD4971 | FITTON'S DRILL with matching TREPHINE, small size for arthrodesis of the toes, stainless steel on chromium plated handle | set of two |
| †AD4972 | Ditto .. large size, for arthrodesis of the big toe | set of two |

†“The smaller instruments are used to fuse the inter-phalangeal joints of the toes. The aim is to produce a cylindrical peg and socket which fit securely into each other. There are two important practical details. The head of the phalanx must be roughly shaped with bone forceps before the peg is reamed. The reamer must include a part of the cortex of the phalanx lest the peg be too fragile.

“The larger instruments are used to fuse the metatarso-phalangeal joint of the hallux. The peg is made from the base of the phalanx which must first be dissected free and roughly shaped with bone cutting forceps. The socket is made in the head of the metatarsal.”—J. M. FITTON, F.R.C.S., St. James's Hospital, Leeds 9.



AD4973

B2680

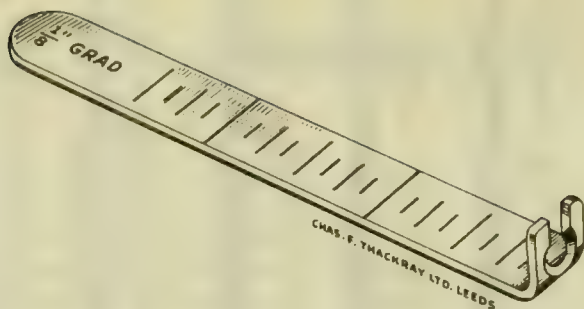
B2681A

Cat. No.

- AD4973 BURNS' BONE PLATES, †stainless steel, eight sizes: 2½ in., 3 in., 3½ in., 4 in., 4½ in., 5 in., 6 in. and 7 in. each
- B2680 SHERMAN'S BONE SCREWS, coarse thread, 2/64 in. diameter, †stainless steel, sizes 3/8 in., ½ in., 5/8 in., ¾ in., 7/8 in., 1 in., 1 1/8 in., 1 ¼ in., 1 5/8 in., 1 ¾ in., 1 7/8 in., 2 in., 2 ¼ in., 2 ½ in., 2 ¾ in. and 3 in. lengths of shaft each
- B2681 Ditto . . . ‡Vitalium, sizes up to 2 in. only each
- B2681A R.N.O.H. PATTERN SCREWS, †stainless steel, with cross slotted heads, sizes: ½ in., 5/8 in., ¾ in., 7/8 in., 1 in., 1 1/8 in., 1 ¼ in., 1 5/8 in., 1 ¾ in., 1 7/8 in., 1 ¾ in. and 2 in., each

†Made of Austenitic Stainless Steel, British Standard Specification EN58J.
 ‡An alloy, approximately: cobalt 65%, chromium 30% and molybdenum 5%.

ADDENDA
BONE INSTRUMENTS

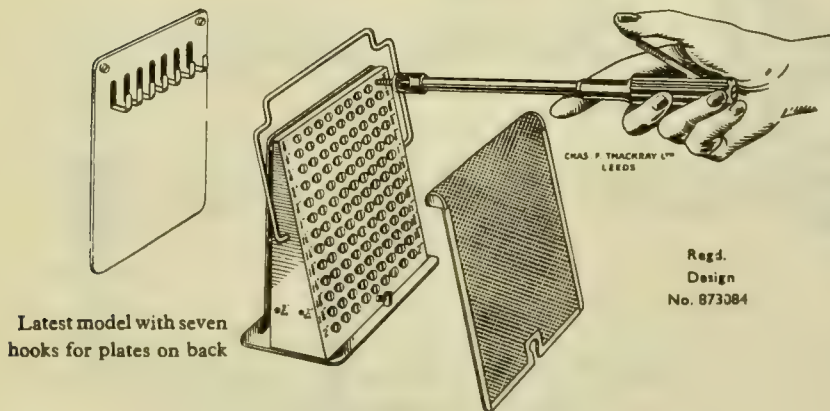


AD4974

Cat. No.

†AD4974 HALL'S BONE-SCREW MEASURING DEVICE, $\frac{1}{8}$ in. graduations; stainless steel each

†Vide: *The "Lancet"*, October 8th, 1955, page 753.



Latest model with seven hooks for plates on back

B2685

Regd.
Design
No. 873084

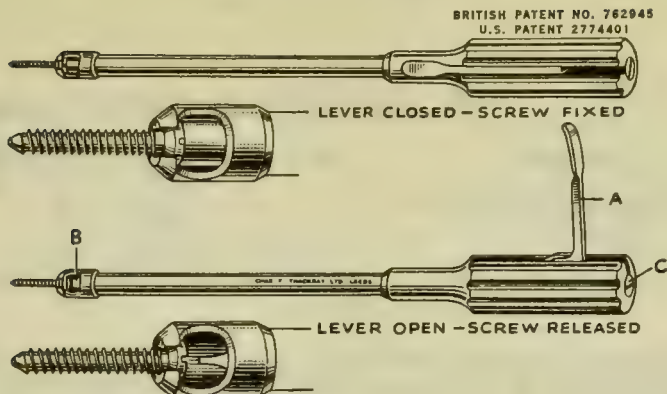
Williams' Screwdriver
see Fig. B2703
page AD911.

B2685 WILLIAMS' HOLDER, for bone screws, improved model with thirteen rows of nine holes, for screw sizes $\frac{3}{8}$ in. to 2 in.; holes in sides for gauging $\frac{7}{8}$ in. and $\frac{9}{16}$ in. drill points; aluminium, with stainless steel base, back and handle. Complete with perforated metal cover to secure screws during sterilization, *without screws*, each

The screwheads protrude to facilitate quick removal with a Williams' Screwdriver; screws can be loaded straight from the holder ready for immediate use.

NOTE.—For lifting the holder from the sterilizer, a "Dundee" pattern Sterilizer Forceps (heavy type) Cat. No. G708, page G107, is recommended.

ADDENDA
BONE INSTRUMENTS



B2703

Cat. No.

†B2703 †WILLIAMS' IMPROVED AUTOMATIC SPRING-LOADED SCREW-DRIVER (Patented), fitted with quick-action recessed lever in handle for fixing and releasing screw, stainless steel, anodised aluminium handle, in card box with full instructions each

This new improved instrument greatly facilitates the fixing of screws during surgical operations. It is an adaptation of an existing accepted pattern in which the screw fixing device at the base of the handle has been replaced by a *quick-action lever recessed in the handle*. It is merely necessary to close or open the lever (A) to fix or release a screw from the shaped recess (B) in the end of the tubular shaft—a matter of a mere second or so. The lever, being centrally placed in relation to the screw-slot, is suitable for both right and left handed operators.


The upper illustration shows the screwdriver ready for use: the spring-loaded driving shaft has been pushed forward to engage the slot of the screw head; the lower illustration shows the lever (A) open and the screw head disengaged.

All the usual standard screws such as Sherman's or Lane's patterns can be used with this instrument (up to $\frac{1}{2}$ in. external diameter of thread, with head diameter of $\frac{1}{4}$ in.) as the shaped tubular shaft at the distal end has been made to suit a wide variation of shapes of screw head.

After the screw has been inserted to the required depth and the screwdriver removed from the screw head, it is possible to drive the screw fully home with the same instrument by merely closing the lever (A); the end of the tubular shaft is concave in shape externally to accommodate the top of the screw head.

A special feature is the *adjusting screw* (C) in the base of the handle. This permits the lever (A) to be set to give an absolutely firm fixation of the screw head, and once set it is not necessary to alter it unless a screw with a larger or smaller head is required.

†Vide The "Lancet," June 15, 1957, page 1225.



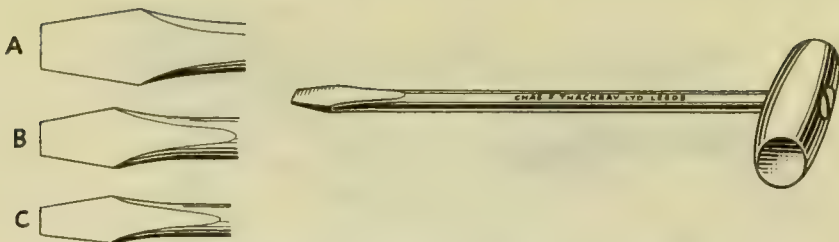
B2703A

B2703A WILLIAMS' AUTOMATIC SCREWDRIVER (Patented), fitted with McKee's winged-handle, stainless steel, anodised aluminium handle each

The wings on handle allow more torsion to be applied when large screws are to be inserted.

ADDENDA

BONE INSTRUMENTS



AD4975

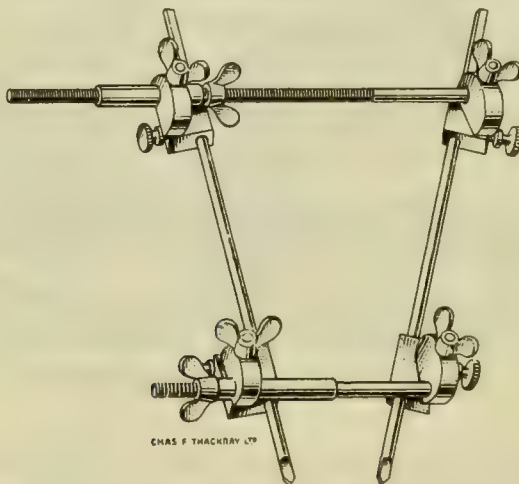
Cat. No.

AD4975 SCREWDRIVER, "LEEDS" MODEL (as used at General Infirmary at Leeds), stainless steel shaft on "T"-shaped anodised aluminium handle; three sizes: A, B and C each



AD4976

AD4976 SCREWDRIVER, "SHEFFIELD" MODEL (as used at Sheffield Royal Infirmary), stainless steel shaft on Williams' anodised aluminium handle .. each
 AD4976A Ditto .. with McKee's winged-handle (See page AD911) each



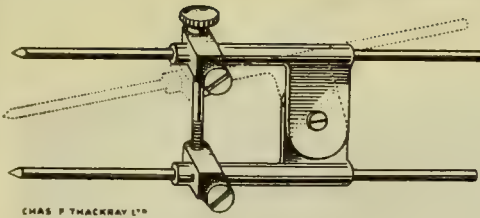
AD4977

†AD4977 CHARNLEY'S COMPRESSION CLAMP, for arthrodesis of the shoulder, side-pin pattern, with universal swivels, one clamp to pull and the other to push, stainless steel and non-ferrous metal chromium plated, *without* Steinmann's pins set

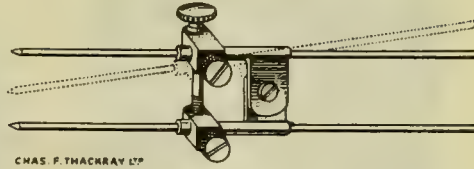
*AD4963 STEINMANN'S PINS for use with above, 10 in. long by 4 mm. diameter, "diamond" drill points, stainless steel each

*See also page AD906.

†For description of use see page AD913



AD4978



AD4979

Cat. No.

- †AD4978 CHARNLEY'S COMPRESSION CLAMP, for arthrodesis of the metatarsophalangeal joint of the great toe, side-pin pattern with hinge, stainless steel, without pins each
- †AD4979 Ditto . . smaller size, for arthrodesis of the fingers each
- AD4980 PINS, for use with toe clamp, 4 in. long by 3/32 in. diameter, stainless steel, each
- AD4981 Ditto . . for use with finger clamp, 4 in. long by 1/16 in. diameter each

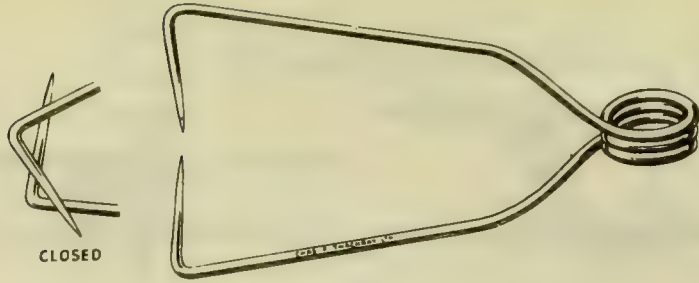
†Mr. John Charnley writes:—

“SIDE-PIN COMPRESSION CLAMPS: *The idea underlying the ‘side-pin’ compression clamps is to avoid transfixion of the limb with four puncture holes in the skin. Side-pin compression requires only two puncture marks in the skin. The clamp produces coaptation under pressure but is not always capable of immobilising a compressed joint. In the case of the shoulder it is imperative to use a shoulder spica to effect immobilisation.*

“*For arthrodesis of the metatarsophalangeal joint of the great toe, the compression pins are 3/32 in. diameter and the excess length is cut off at the end of the operation. For smaller digits the compression pins are 1/16 in. diameter.*

“*The design of clamp for the shoulder incorporates universal swivels so that the position of the shoulder can be adjusted at the last minute before tightening the compression clamp. It will be noted that in the arrangement for the shoulder the clamp distal to the points of the nails is arranged to separate the ends of the nails (the ‘pusher’ clamp) while the clamp close to the points is the actual source of compression.*”

ADDENDA
BONE INSTRUMENTS

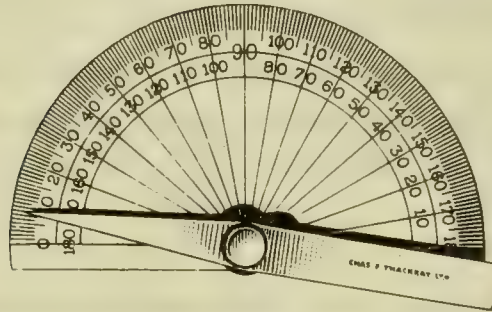


AD4982

Cat. No.
†AD4982 SMERZ'S "ICE-TONG" CALIPER, stainless steel each

†Used for applying temporary skeletal traction to the os calcis in cases of fractured shaft of the tibia.

Vide: "The Treatment of Fractures" (Lorenz Bohler, Fourth English Edition 1935);
"The Closed Treatment of Common Fractures", page 211 (E. and S. Livingstone Ltd.,
1957) by John Charnley.



AD4983

AD4983 GONIOMETER, for measuring angles of finger joints; plastic scale, chromium plated metal pointer each



AD4984

AD4984 "TUNBRIDGE WELLS" PATTERN WALKING ROCKER, for plaster-of-paris cast; solid wood with rubber sole; large, platform size 6½ in. by 2½ in., dozen
AD4985 Ditto .. medium, platform size 5½ in. by 2½ in. dozen
AD4986 Ditto .. small, platform size 4 in. by 1¾ in. dozen

ADDENDA
BONE INSTRUMENTS

MACLELLAN-WRIGHT WALKING-PLASTER APPLIANCE
Patent No. 673,716.



Female patient weighing 15 stones. Short below-knee plaster for Potts' fracture.

A new Walking Aid for all walking-plaster cases

PERFECT BALANCE AND GAIT

Smooth heel-and-toe movement. No lurching or bobbing. Patients with bilateral plasters can walk with ease.

ADAPTABILITY

Suitable for short or full-length plasters and for patients of all ages.

ECONOMY

Saves plaster-of-paris bandages. Eliminates side-irons and wooden rockers. The very hard-wearing sole enables the whole appliance to be used several times over for successive patients.

CLEANLINESS

Complete protection of the plastered foot. No soiling of bed linen.

This appliance is designed to be worn as a shoe over the plaster cast on the foot. The sole is provided with non-skid rubber treads with correct curvature to give a smooth heel-and-toe movement. The upper, of strong rubberised canvas with metal eyelets, forms a waterproof over-shoe, which is extremely hard-wearing and gives complete protection to the plaster cast.

Available in the following sizes:

6 in. and 7 in.—suitable for Children.

8 in., 9 in. and 10 in.—suitable for Adults.

Sizes refer to the length of the sole.

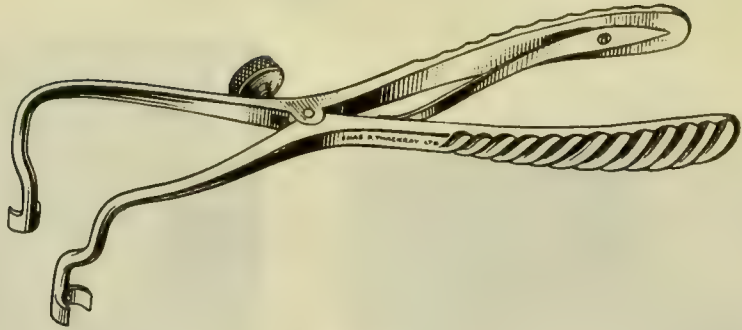
For a full technical appreciation, see The "Lancet", Nov. 11, 1950 (page 519).

Cat. No.

| | | |
|---------|---|------|
| AD4666 | MACLELLAN-WRIGHT WALKING PLASTER APPLIANCE, sizes 6 in. and 7 in. | each |
| AD4667 | Ditto .. sizes 8 in. and 9 in. | each |
| AD4667A | Ditto .. size 10 in. | each |
| AD4667B | Ditto .. size 11 in. | each |

ADDENDA

VERTEBRAE INSTRUMENTS



AD4987

Cat. No.

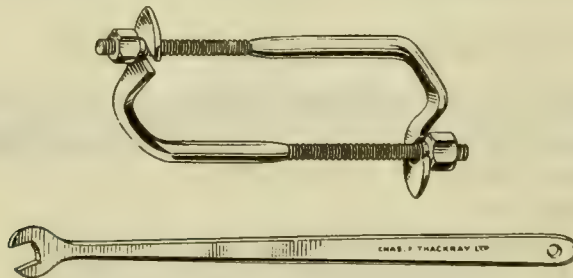
AD4987 NEWMAN-TREVOR JONES' VERTEBRAL SEPARATOR, for spinous process of lumbar spine, with screw adjustment, stainless steel .. each



AD4988-9

AD4988 SYMPATHECTOMY SCISSORS, curved-on-flat (A) with blunt points, 11 in., stainless steel each

AD4989 Ditto .. straight (B) each



AD4990-1

AD4990 ZADIK'S CLAMP for lumbar vertebrae, *stainless steel each

AD4991 SPANNER for use with above, stainless steel each

**Made of Austenitic stainless steel, British Standard Specification EN58J.*

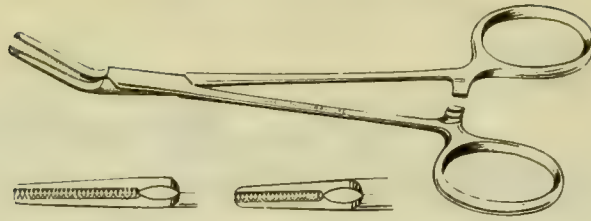
Vide: "Fracture-dislocation of the Thoraco-lumbar Spine" by F. R. Zadik. (The Journal of Bone and Joint Surgery, Vol. 41B, No. 4, November, 1959, pages 772-3)

Pages 917 to 921

PLASTIC SURGERY
AND
DENTAL INSTRUMENTS

ARE NOW ILLUSTRATED IN A
NEW SECTION AT THE END
OF THE CATALOGUE AFTER
THE GENERAL INDEX

ADDENDA
OPHTHALMIC INSTRUMENTS



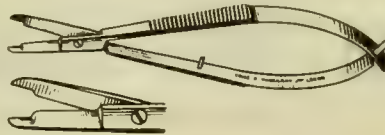
AD 6043

AD 6044

Cat. No.
AD 6043 NUTT'S MUSCLE CLAMP, for use in Recession of the Inferior Oblique, jaws angled-on-flat, with $\frac{1}{16}$ " (17.4 mm) serrations, box-joint, $4\frac{1}{4}$ " (123.8 mm) stainless steel

AD 6044 Ditto., jaws with $\frac{1}{2}$ " (12.7 mm) serrations, box-joint, $4\frac{3}{4}$ " (120.6 mm) stainless steel

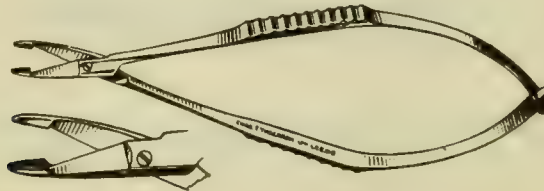
Reference : Fooks O.O. (1962) Br. Orth. Jnl. Vol. 19, page 90.



AD5009

*AD5009 TOWNSEND'S modified SINCLAIRS' CORNEAL SCISSORS, $4\frac{1}{2}$ in., stainless steel each

Particularly designed for enlarging limbal incisions in cataract surgery—especially for use in the keratome and scissors technique.

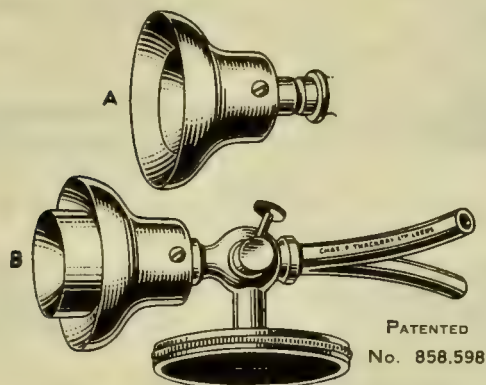


AD5010

*AD5010 TOWNSEND'S modified FOSTER'S combined SCISSORS and NEEDLE HOLDER, 6 in., stainless steel each

Useful in squint operations or any plastic procedure involving the application of several sutures and tying and cutting the knots.

*Vide: British Journal of Ophthalmology, (1959), 43, page 61.



AD5011

Cat. No.

†AD5011 ST. GEORGE'S HOSPITAL (LEATHAM'S) IMPROVED STETHOSCOPE, consisting of: combined "two-part" bell chestpiece with diaphragm and change-over lever, rubber tubing and single-folding headframe, internal bore $\frac{1}{8}$ in. diameter throughout; all metal parts (except "two-part" bell) chromium plated . . complete

†This instrument has been developed from a prototype devised and made by Mr. A. M. Stewart in the workshop of St. George's Hospital, London. Its special features are summarised below:

TWO-PART BELL. The outer rim of a large bell (A) has been made to slide up, to leave the smaller inner bell (B) to make contact with the skin. As this sliding movement is controlled by a simple spring-loaded friction device, the change from the larger to the smaller of the two bell chestpieces (and vice versa) is instantaneous; the friction device also prevents accidental movement backward and forward.

In the upper illustration (A), the outer rim is shown pushed forward to provide a large bell of $1\frac{1}{2}$ inches diameter; the lower illustration shows the use of the smaller inner bell.

The two bells are highly polished light aluminium alloy.

DIAPHRAGM. The slender model devised by Professor Mushin is now fitted (*vide* page 924).

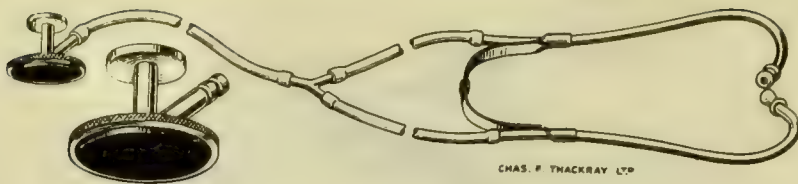
HEADFRAME. This is a single-folding type similar in design to Cat. No. C3543 (page C669) but specially designed with its lower ends angled forwards so that short lengths of rubber tubing (10 inches) can be used.

In accordance with the recommendations of Sprague and Rappaport (*American Heart Journal*, 1951, 42, 605) that the volume of air should be kept to a minimum, the bore throughout the system has been arranged at one-eighth of an inch.

For a full description by Dr. Aubrey Leatham, F.R.C.P., refer to *The "Lancet"*, March 1st, 1958, page 463.

ADDENDA

CLINICAL DIAGNOSIS INSTRUMENTS




AD5012

Cat. No.

- †AD5012 MUSHIN'S STETHOSCOPE, consisting of: improved diaphragm chestpiece, with thumb-plate, specially-designed metal "Y" connection, rubber tubing and single-folding headframe (C3543); all metal parts chromium plated, complete
- AD5013 Ditto .. with non-folding headframe (C3542) complete
- AD5014 Ditto .. with double-folding headframe (C3544) complete

†Professor W. W. Mushin of Cardiff describes this Improved Stethoscope Chestpiece in the "British Medical Journal" of February 22nd, 1958, page 455.

The diaphragm is of slender design and he states that the clarity and loudness of the sounds transmitted are striking. A convenient thumb-plate is fitted at the back of the diaphragm.




AD4663

- AD4663 HOLMES' STETHOSCOPE HEADFRAME, chromium plated, with white plastic eartips each

This headframe has a circular joint fitted with a stainless steel coiled spring which maintains a firm but comfortable pressure.

SURGICAL SUNDRIES




AD5015-6

- *AD5015 BILLIMORIA and DUNLOP'S NEEDLE for intramuscular administration of fluids, with adjustable guard, Record fitting, stainless steel, size 17 B.W.G. by 4 in. long each
- *AD5016 Ditto .. 17 B.W.G. by 2½ in. long each

*Luer fitting available upon request.

ADDENDA
SURGICAL SUNDRIES



AD5017



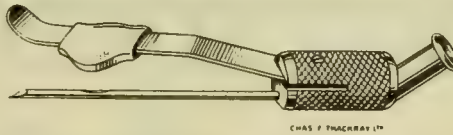
AD5018

Cat. No.

†AD5017 "G.O.S." PATTERN SCALP-VEIN NEEDLE, with tubing mount, suitable for Polythene Tubing size 2 (bore 1.0 mm., wall 0.25 mm.); stainless steel, size 21 B.W.G. by $1\frac{1}{8}$ in. long, in packets of six per pkt.

†As used at *The Hospital for Sick Children, Great Ormond Street, London*; also known as "H.S.C." pattern.

AD5018 KEMPTON'S SCALP-VEIN NEEDLE, with flanged finger-grip and angled mount for Polythene Tubing size 2 (bore 1.0 mm., wall 0.25 mm.); stainless steel needle, size $\frac{1}{16}$ in. long by sizes 20 to 26 B.W.G. inclusive each

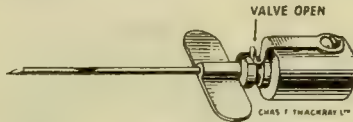


AD5019-20

*†AD5019 MITCHELL'S SELF-SEALING INTRAVENOUS NEEDLE, Record fitting, stainless steel, size 18 B.W.G. by $1\frac{1}{2}$ in. long each

*†AD5020 Ditto . . . 20 B.W.G. by $1\frac{1}{2}$ in. long each

†Vide: "*Anæsthesia*", October 1952, pages 258-9.



AD5021

*†AD5021 SCANLON'S "SLEEVE-VALVE" INTRAVENOUS NEEDLE, Record fitting, stainless steel, size: 18 B.W.G. by $1\frac{1}{8}$ in. long each

†This needle has an inner "sleeve" and an outer needle (which is closed at the end), both having slits which register with each other. A simple turn of the mount enables the needle to be kept open or closed during anæsthesia.

Vide: "*A Sleeve-Valve Needle for maintaining an open vein during anæsthesia*", by Dr. J. A. Scanlon, *B.M.J.*, May 5th, 1956, page 1041.

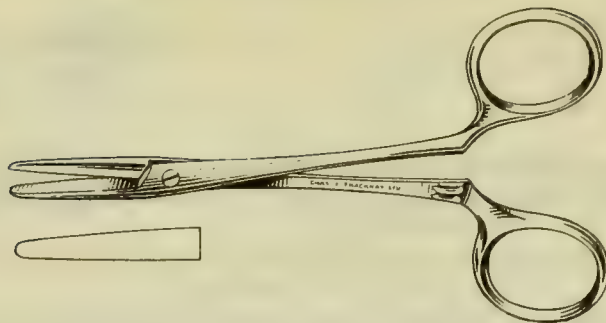


AD5022

AD5022 "WESTMINSTER" INTRAVENOUS "SHOEHORN" RETRACTOR, stainless steel each

*Luer fitting available upon request.

ADDENDA
SURGICAL SUNDRIES

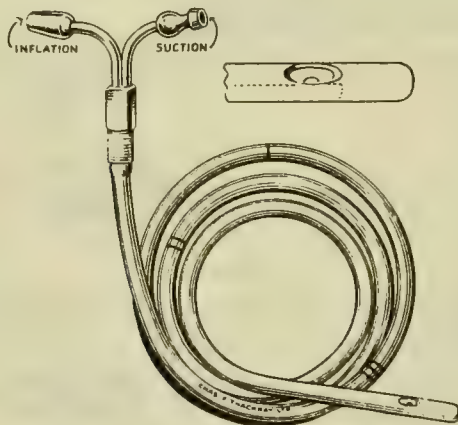


AD5023

Cat. No.

- | | | |
|--------|--|------|
| AD5023 | SULLY HOSPITAL PATTERN CLAMPING FORCEPS, for rubber tubing, screw-joint, 5 in., stainless steel | each |
| AD5024 | Ditto .. 7 in. | each |

Plain non-serrated jaws minimise damage to rubber tubing.



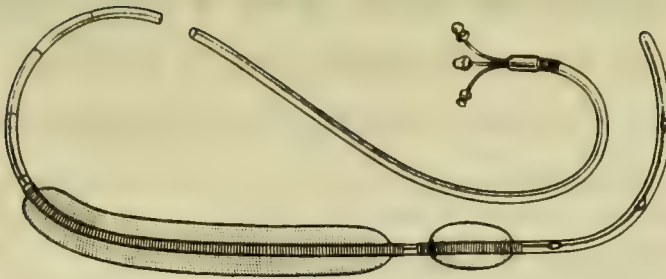
AD5025

- AD5025 CLELAND'S GASTRIC ASPIRATION TUBE, rubber, with double lumen; size 10 English Catheter Gauge by 30 in. long, complete with metal mounts, each

Designed to minimise blockage by mucosa, blood-clot, etc., during continuous gastric aspiration. Mr. Gavin Cleland, M.B.E., F.R.C.S., recommends the use of a slow-running and small-capacity pump such as the "Minvac" (Thackray)—for details, see Page E830.

Vide: "The Lancet", October 29th, 1955, pages 908-9.

ADDENDA
SURGICAL SUNDRIES



AD5026-8

Cat. No.

- AD5026 SENGSTAKEN'S OESOPHAGEAL COMPRESSION TUBE, for the emergency control of hæmorrhage from œsophageal varices, rubber, X-ray opaque with triple lumen; size 12 English Catheter Gauge by 50 in. long for adults each
- AD5027 Ditto .. size 10 for children 8-12 years each
- AD5028 Ditto .. size 8 for children under 8 years each

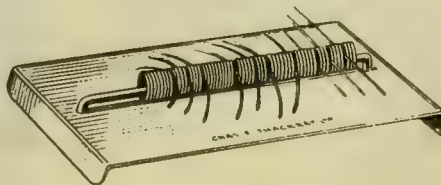


AD5029-30



AD5031-2

- AD5029 LIGATURE REELS, clear glass, with hollow axle, plain flanges; six sizes:
- | | | | | | | | | |
|-----------------|----|----|---------|---------|-----------|-------|-----------|-----------|
| Length | .. | .. | 3/4 in. | 1 in. | 1 1/2 in. | 2 in. | 2 1/2 in. | 2 3/4 in. |
| Flange diameter | .. | .. | 1/2 in. | 3/4 in. | 3/4 in. | 1 in. | 1 in. | 2 in. |
- per dozen
- AD5030 Ditto .. coloured, in Amber, Blue, Green, Red, Yellow, size 1 1/2 in. by 3/4 in. per dozen
- AD5031 LIGATURE WINDER, "Maltese Cross", clear glass, size 1 1/2 in. by 1 1/2 in. per dozen
- AD5032 Ditto .. coloured, in Amber, Blue, Green, Red, Yellow .. per dozen



AD5033

- AD5033 NEEDLE TRAY, with coil spring, stainless steel, size 4 in. by 2 in. .. each

ADDENDA
SURGICAL SUNDRIES

 **Davis & Geck SUTURES**

SURGILOPE SP† AND SURGILAR† CATGUT SUTURES

(Surgilope SP denotes double envelope pack described on page 769; Surgilar denotes single enveloped sutures in jars)

| Product No. | Pack Style Code No. | | | Catgut & Length | BP Gauge |
|-------------|---------------------|---------------------|--------------|--------------------|----------|
| | SURGILOPE SP | SURGILAR (Jar Pack) | | | |
| | Box of 12 | 12 Envelopes | 36 Envelopes | | |
| 10005 | -23 | -24 | — | Plain 60" | 5-0 |
| 10005 | -33 | -34 | -32 | " " | 4-0 |
| 10005 | -43 | -44 | -42 | " " | 3-0 |
| 10005 | -53 | -54 | -52 | " " | 2-0 |
| 10005 | -63 | -64 | -62 | " " | 0 |
| 10005 | -73 | -74 | -72 | " " | 1 |
| 10005 | -83 | -84 | -82 | " " | 2 |
| 10005 | -93 | -94 | -92 | " " | 3 |
| 10506 | -23 | -24 | — | Medium Chromic 60" | 5-0 |
| 10506 | -33 | -34 | -32 | " " | 4-0 |
| 10506 | -43 | -44 | -42 | " " | 3-0 |
| 10506 | -53 | -54 | -52 | " " | 2-0 |
| 10506 | -63 | -64 | -62 | " " | 0 |
| 10506 | -73 | -74 | -72 | " " | 1 |
| 10506 | -83 | -84 | -82 | " " | 2 |
| 10506 | -93 | -94 | -92 | " " | 3 |

ANACAP† BLACK BRAIDED SILK BPC.

| 25 yd. reel Product No. | 100 yd. reel Product No. | BPC Gauge |
|----------------------------|-----------------------------|--------------|
| 11001-10 | 11003-10 | 6-0 |
| 11001-20 | 11003-20 | 5-0 |
| 11001-30 | 11003-30 | 4-0 |
| 11001-40 | 11003-40 | 3-0 |
| 11001-50 | 11003-50 | 2-0 |
| 11001-60 | 11003-60 | 0 |
| 11001-70 | 11003-70 | 1 |
| 11001-80 | 11003-80 | 2 |



Black braided silk, non-sterile, on reels of 25 yds. or 100 yds., individually packed in clear plastic boxes.

†Registered Trademark.

ADDENDA
SURGICAL SUNDRIES

**ATRAUMATIC† STERILE CATGUT SUTURES BP IN SURGILOPE SP†
 OR SURGILAR PACK**

| Product No. | SURGILOPE SP Box of 12 | SURGILAR Jar of 12 | Catgut and Length | BP Gauge | Needle Type and Size |
|-------------|---------------------------|-----------------------|----------------------|-------------|---|
| 10043 | -43 | -44 | Plain 30" | 3-0 | 16 mm half circle cutting |
| 10064 | -33 | -34 | Plain 30" | 4-0 | 16 mm. curved cutting |
| 10064 | -43 | -44 | Plain 30" | 3-0 | 16 mm. curved cutting |
| 10066 | -43 | -44 | Plain 30" | 3-0 | 26 mm. curved cutting |
| 10066 | -53 | -54 | Plain 30" | 2-0 | 26 mm. curved cutting |
| 10076 | -43 | -44 | Plain 30" | 3-0 | 25 mm. half circle round bodied |
| 10076 | -53 | -54 | Plain 30" | 2-0 | 25 mm. half circle round bodied |
| 10078 | -33 | -34 | Plain 30" | 4-0 | 20 mm. half circle round bodied |
| 10078 | -43 | -44 | Plain 30" | 3-0 | 20 mm. half circle round bodied |
| 10087 | -63 | -64 | Plain 30" | 0 | 40 mm. half circle round bodied |
| 10089 | -43 | -44 | Plain 30" | 3-0 | 30 mm. half circle round bodied |
| 10089 | -53 | -54 | Plain 30" | 2-0 | 30 mm. half circle round bodied |
| 10118 | -53 | -54 | Plain 30" | 2-0 | 45 mm. curved round bodied |
| 10118 | -63 | -64 | Plain 30" | 0 | 45 mm. curved round bodied |
| 10119 | -53 | -54 | Plain 30" | 2-0 | 45 mm. straight round bodied |
| 10119 | -63 | -64 | Plain 30" | 0 | 45 mm. straight round bodied |
| 10552 | -53 | -54 | Medium Chromic 30" | 2-0 | 60 mm. five eighths circle round bodied |
| 10556 | -53 | -54 | Medium Chromic 30" | 2-0 | 37 mm. half circle cutting |
| 10556 | -63 | -64 | Medium Chromic 30" | 0 | 37 mm. half circle cutting |
| 10556 | -73 | -74 | Medium Chromic 30" | 1 | 37 mm. half circle cutting |
| 10582 | -33 | - | Medium Chromic 30" | 4-0 | 20 mm. half circle round bodied |
| 10582 | -43 | - | Medium Chromic 30" | 3-0 | 20 mm. half circle round bodied |
| 10583 | -43 | -44 | Medium Chromic 30" | 3-0 | 25 mm. half circle round bodied |
| 10583 | -53 | -54 | Medium Chromic 30" | 2-0 | 25 mm. half circle round bodied |
| 10583 | -63 | -64 | Medium Chromic 30" | 0 | 25 mm. half circle round bodied |
| 10583 | -73 | -74 | Medium Chromic 30" | 1 | 25 mm. half circle round bodied |
| 10592 | -53 | -54 | Medium Chromic 30" | 2-0 | 40 mm. half circle round bodied |
| 10592 | -63 | -64 | Medium Chromic 30" | 0 | 40 mm. half circle round bodied |
| 10594 | -43 | -44 | Medium Chromic 30" | 3-0 | 40 mm. half circle round bodied stout |
| 10594 | -53 | -54 | Medium Chromic 30" | 2-0 | 40 mm. half circle round bodied stout |
| 10594 | -63 | -64 | Medium Chromic 30" | 0 | 40 mm. half circle round bodied stout |

†Registered Trademark

ADDENDA

SURGICAL SUNDRIES

**ATRAUMATIC† STERILE CATGUT SUTURES BP IN SURGILOPE SP†
OR SURGILAR PACK** *continued*

| Product No. | SURGILOPE SP Box of 12 | SURGILAR Jar of 12 | Catgut and Length | BP Gauge | Needle Type and Size |
|-------------|---------------------------|-----------------------|----------------------|-------------|---|
| 10594 | -73 | -74 | Medium Chromic 30" | 1 | 40 mm. half circle round bodied stout |
| 10595 | -53 | -54 | Medium Chromic 30" | 2-0 | 30 mm. half circle round bodied |
| 10595 | -63 | -64 | Medium Chromic 30" | 0 | 30 mm. half circle round bodied |
| 10598 | -53 | -54 | Medium Chromic 30" | 2-0 | 45 mm. half circle round bodied |
| 10598 | -63 | -64 | Medium Chromic 30" | 0 | 45 mm. half circle round bodied |
| 10599 | -53 | -54 | Medium Chromic 30" | 2-0 | 50 mm. half circle round bodied |
| 10599 | -63 | -64 | Medium Chromic 30" | 0 | 50 mm. half circle round bodied |
| 10599 | -73 | -74 | Medium Chromic 30" | 1 | 50 mm. half circle round bodied |
| 10605 | -53 | -54 | Medium Chromic 30" | 2-0 | 55 mm. curved round bodied |
| 10605 | -63 | -64 | Medium Chromic 30" | 0 | 55 mm. curved round bodied |
| 10605 | -73 | -74 | Medium Chromic 30" | 1 | 55 mm. curved round bodied |
| 10606 | -53 | -54 | Medium Chromic 30" | 2-0 | 32 mm. curved round bodied |
| 10606 | -63 | -64 | Medium Chromic 30" | 0 | 32 mm. curved round bodied |
| 10607 | -63 | -64 | Medium Chromic 30" | 0 | 65 mm. curved round bodied |
| 10607 | -73 | -74 | Medium Chromic 30" | 1 | 65 mm. curved round bodied |
| 10608 | -43 | -44 | Medium Chromic 30" | 3-0 | 45 mm. curved round bodied |
| 10608 | -53 | -54 | Medium Chromic 30" | 2-0 | 45 mm. curved round bodied |
| 10608 | -63 | -64 | Medium Chromic 30" | 0 | 45 mm. curved round bodied |
| 10609 | -53 | -54 | Medium Chromic 30" | 2-0 | 40 mm. curved round bodied |
| 10609 | -63 | -64 | Medium Chromic 30" | 0 | 40 mm. curved round bodied |
| 10617 | -53 | -54 | Medium Chromic 30" | 2-0 | 40 mm. straight round bodied |
| 10617 | -63 | -64 | Medium Chromic 30" | 0 | 40 mm. straight round bodied |
| 10621 | -53 | -54 | Medium Chromic 30" | 2-0 | 45 mm. straight round bodied |
| 10621 | -63 | -64 | Medium Chromic 30" | 0 | 45 mm. straight round bodied |
| 10628 | -43 | -44 | Medium Chromic 30" | 3-0 | 50 mm. straight round bodied |
| 10628 | -53 | -54 | Medium Chromic 30" | 2-0 | 50 mm. straight round bodied |
| 10628 | -63 | -64 | Medium Chromic 30" | 0 | 50 mm. straight round bodied |
| 10699 | -43 | -- | Medium Chromic 30" | 3-0 | 60 mm. Mayo Robson half circle round bodied |
| 10699 | -53 | -54 | Medium Chromic 30" | 2-0 | 60 mm. Mayo Robson half circle round bodied |
| 10699 | -63 | -64 | Medium Chromic 30" | 0 | 60 mm. Mayo Robson half circle round bodied |

18661-02 SURGILAR STORAGE FLUID, 1 pt. cans.

†Registered Trademark

**ATRAUMATIC† STERILE BLACK BRAIDED SILK SUTURES BPC.
IN CARTONS OF 12 SUTURES EACH IN SURGILOPE SP† PACK**

| Product No. | BPC Gauge | Length | Needle Type and Size | Special Features |
|-------------|-----------|--------|---------------------------------|------------------|
| 11063-03 | 7-0 | 18" | 12 mm. curved cutting | |
| 11063-13 | 6-0 | 18" | 12 mm. curved cutting | |
| 11063-23 | 5-0 | 18" | 12 mm. curved cutting | |
| 11063-33 | 4-0 | 18" | 12 mm. curved cutting | |
| 11074-33 | 4-0 | 18" | 19 mm. curved reverse cutting | |
| 11076-43 | 3-0 | 18" | 24 mm. curved reverse cutting | |
| 11083-13 | 6-0 | 18" | 16 mm. curved cutting | |
| 11083-23 | 5-0 | 18" | 16 mm. curved cutting | |
| 11083-33 | 4-0 | 18" | 16 mm. curved cutting | |
| 11083-43 | 3-0 | 18" | 16 mm. curved cutting | |
| 11083-53 | 2-0 | 18" | 16 mm. curved cutting | |
| 11123-33 | 4-0 | 30" | 25 mm. half circle round bodied | |
| 11123-43 | 3-0 | 30" | 25 mm. half circle round bodied | |
| 11123-53 | 2-0 | 30" | 25 mm. half circle round bodied | |
| 11123-63 | 0 | 30" | 25 mm. half circle round bodied | |
| 11153-03 | 7-0 | 30" | 12 mm. curved round bodied. | |
| 11153-13 | 6-0 | 30" | 12 mm. curved round bodied | |
| 11153-23 | 5-0 | 30" | 12 mm. curved round bodied | |
| 11239-13 | 6-0 | 18" | 12 mm. curved cutting | Double Armed |
| 11239-23 | 5-0 | 18" | 12 mm. curved cutting | Double Armed |
| 11239-33 | 4-0 | 18" | 12 mm. curved cutting | Double Armed |
| 11243-23 | 5-0 | 30" | 22 mm. curved tapered arterial | Double Armed |
| 11243-33 | 4-0 | 30" | 22 mm. curved tapered arterial | Double Armed |

†Registered Trademark.


Davis & Geck DERMALENE[★]
REGD.

linear polyethylene monofilament sutures.

Extensive trials have proved linear polyethylene to possess distinct advantages over similar types of material.

DERMALENE linear polyethylene monofilament sutures offer the following specific advantages:

- 1 Exceptionally inert** – in use, excellent tissue tolerance to linear polyethylene has been demonstrated. Foreign body reactions, in comparison to other similar non-absorbable sutures, are virtually obviated.
- 2 Low elasticity**, free from stiffness. It will not readily kink or coil, moulds well to tissues, knots firmly with a double knot, and has less tendency to slip than other similar monofilament sutures.
- 3 Surgical uses** – invaluable in plastic and vascular surgery, or any procedures where an extremely inert suture is required.

Packed in cartons containing 12 sutures each in SURGILOPE SP† double plastic envelope, sterilized ready for immediate use.

*Trademark †Registered Trademark

| Product No. | Gauge | Length | Needle Type and Size | Special Features |
|-------------|-------|--------|---------------------------------|------------------|
| 12701-43 | 3-0 | 40" | Non-needled. | |
| 12712-33 | 4-0 | 30" | 25 mm. half circle round bodied | |
| 12712-43 | 3-0 | | " " " " " | |
| 12731-23 | 5-0 | 18" | 19 mm. curved reverse cutting | |
| 12731-33 | 4-0 | | " " " " | |
| 12731-43 | 3-0 | | " " " " | |
| 12732-23 | 5-0 | 18" | 12 mm. curved reverse cutting | |
| 12732-33 | 4-0 | | " " " " | |
| 12733-33 | 4-0 | 18" | 24 mm. curved reverse cutting | |
| 12733-44 | 3-0 | | " " " " | |
| 12736-43 | 3-0 | 18" | 30 mm. curved reverse cutting | |
| 12751-23 | 5-0 | 30" | 18 mm. half circle round bodied | Double Armed |
| 12751-33 | 4-0 | | | |
| 12752-23 | 5-0 | 30" | 12 mm. curved round bodied | Double Armed |
| 12755-33 | 4-0 | 30" | 25 mm. half circle round bodied | Double Armed |
| 12755-43 | 3-0 | | | |

ADDENDA
SURGICAL SUNDRIES

AD
933

Cat. No.

AD5042 "DIASTOL" ABSORBABLE SURGICAL GLOVE LUBRICANT, Talc Free;
packed in Polythene-lined drums:

Medium Light Grade .. per 10 lb. drum
Light Grade .. per 8 lb. drum

"Diastol" possesses the following advantages:

1. DIASTOL is a safe and efficient lubricant for use with surgical gloves, drains, catheters, etc., which will NOT reduce the life of these articles.
2. It has been proved by animal experiments to be completely absorbed by the tissues without the formation of adhesions.
3. Has been continuously in use since 1951 under actual operating conditions and found to be satisfactory.
4. It is an elegant product, completely non-toxic and pleasant to use.
5. It prevents chapping and does not cause maceration of the hands.
6. It is unaffected by autoclaving.

Descriptive booklet available on request.

AD5043 "SURGEL" COMPRESSED SURGICAL SWAB; sheets size approximately
14 in. by 12 in. by $\frac{3}{8}$ in. (when wet) per sheet
per box of 25 sheets

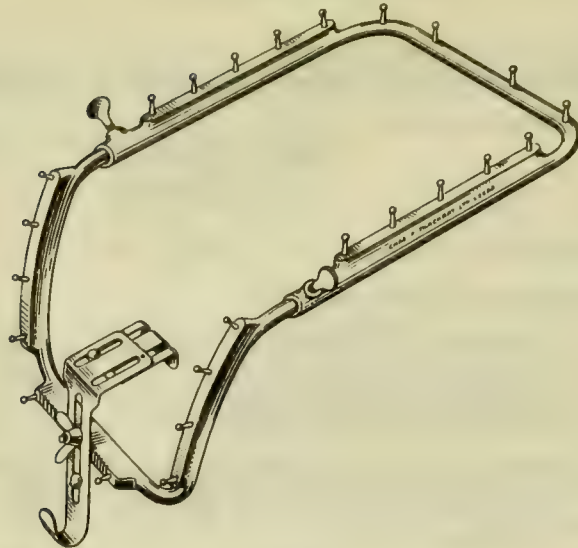
"SURGEL" is a new highly absorbent non-irritant material made in Sweden and has been specially developed for surgery.

It is a white *highly purified* cellulose product of fine spongy structure and possesses great absorptive capacity. Easily cut to the size required, it is sterilizable by autoclaving or by boiling.

Descriptive leaflet available on request.

ADDENDA

SUPPLEMENTARY ITEMS



Cat. No.

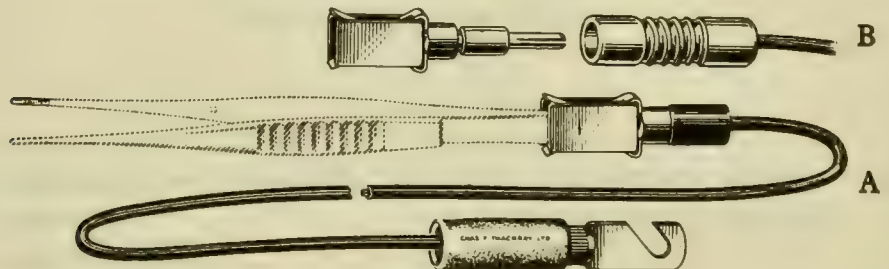
AD5047

AD5047 HAMILTON STEWART'S RETRACTOR for the exposure of the urethra in operations for the cure of severe stricture of the posterior urethra, consisting of frame and adjustable retractor, stainless steel complete

"The patient is placed in the lithotomy position—thighs abducted and flexed 45°. The large part of the retractor frame lies on the abdominal wall, and the smaller part encloses the perineum. Sutures are passed through the cut surfaces of the corpus spongiosum and artery forceps are applied to the ends. The sutures are not tied and are placed over the prongs in the retractor or in the grooves. The artery forceps are allowed to hang down. In this way the urethra is adequately exposed and the tension on the sutures caused by the weight of the forceps controls the bleeding from the corpus spongiosum. These stay sutures are removed in the later stages of the operation.

The retractor is of great value in all reconstruction operations on the urethra and particularly in the operation of urethroplasty for the treatment of urethral strictures as described by the author."—H. HAMILTON STEWART, M.D., F.R.C.S., BRADFORD.

ELECTRO-SURGICAL APPARATUS



AD5046A-B

†AD5046A GAZET'S UNIVERSAL DIATHERMY ADAPTOR, for dissecting forceps, complete with boilable cable and hook connection for diathermy machine, *without dissecting forceps* each

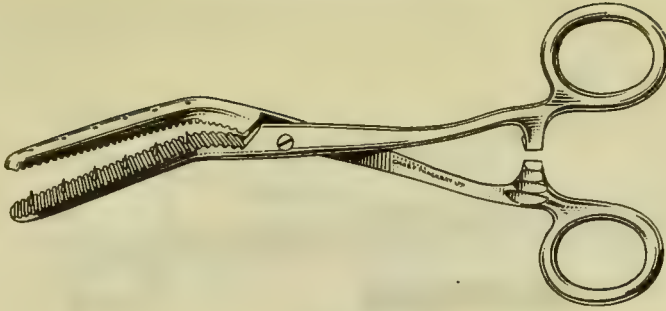
†AD5046B Ditto . . adaptor only, for connection to existing *standard diathermy cable each

†Box-end of adaptor fits over head of most standard dissecting forceps, being held firmly by three strong springs.

*Diathermy cables: see pages G61, U230 and E820 of General Catalogue.

Vide: The "Lancet," March 7th, 1959, page 504.

ADDENDA
SUPPLEMENTARY ITEMS

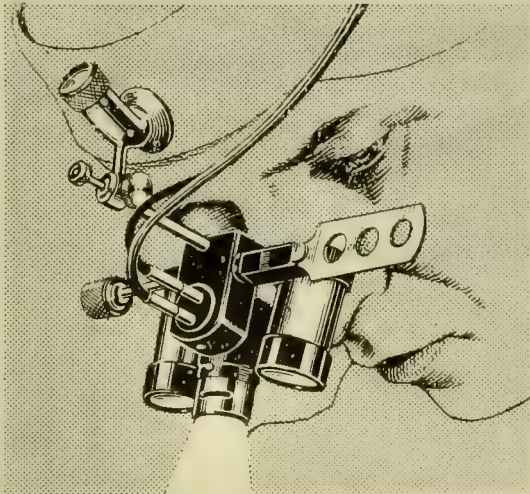


AD5049

Cat. No.

AD5049 HICKEY'S COLON HOLDING FORCEPS, for terminal colostomy, angled-on-flat, screw joint, 7 in. stainless steel each

These forceps have been devised to facilitate passing the cut end of the colon through the abdominal wall. The gut is often oedematous and hypertrophied and may be loaded with faeces. The absolute and watertight grip is ensured by the spikes and serrations, while the angle and blunt end make manipulation through the abdominal wall easy, and it can be held outside by a similar forceps until the operator wishes to trim the gut and fashion the colostomy.—B. BRENDAN HICKEY, M.CH., F.R.C.S., SWANSEA.



AD5050


AD5050 KASCHE'S BINOCULAR LOUPE, on adjustable headband, with one spare lamp set

AD5051 Spare Lamps for above, 6 volts each

The Kasche Binocular Loupe combines a binocular loupe with a powerful headlight, and the former can be swung in and out of the field of vision as desired. The loupe is adjustable for magnifications of 3, 4, 5 and 6×; the working distance being approximately 10 in., when set for 3× magnification. This instrument is admirably suitable for Lempert's fenestration operation, mastoidectomy and the operative treatment of the tympanic membrane and of facial paralysis.

Transformers and battery boxes for use with above, see pages G154 and E816-7 in the General Instrument Catalogue.

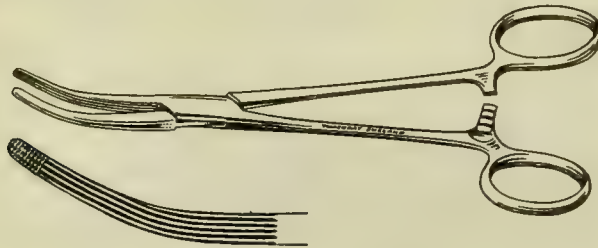
ADDENDA
SUPPLEMENTARY ITEMS



AD 6429

AD 6429 ROCHESTER-PEAN'S ARTERY FORCEPS, straight, box joint, $6\frac{1}{4}$ in., stainless steel.

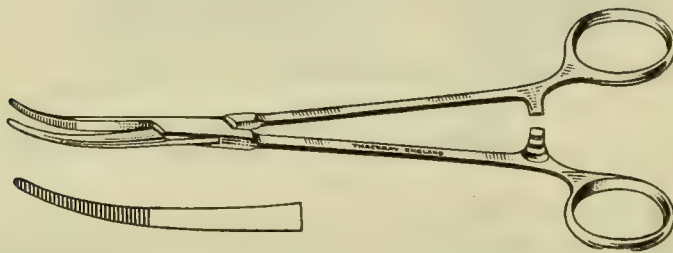
AD 6430 Ditto . . curved.



AD 6431

AD 6431 ROCHESTER-CARMALT'S ARTERY FORCEPS, straight, box joint, $6\frac{1}{4}$ in., stainless steel.

AD 6432 Ditto . . curved.



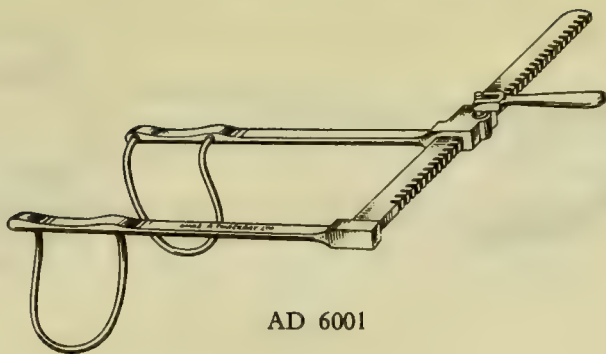
AD 6433

AD 6433 FRAZER'S ARTERY FORCEPS, lightweight, straight, box joint, $7\frac{1}{2}$ in., stainless steel.

AD 6434 Ditto . . curved.

Particularly useful in tonsil and cardiac surgery.

ADDENDA
SUPPLEMENTARY ITEMS



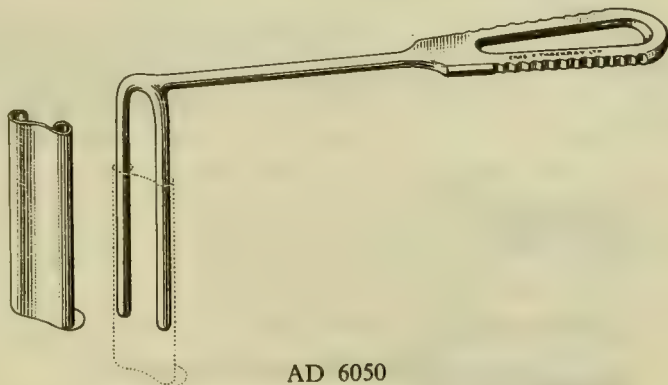
AD 6001

Cat. No.

AD 6001 STEVENS' modified GOSSET'S ABDOMINAL RETRACTOR, self-retaining, lightweight model, with FINOCHIETTO'S lever device, blades $2\frac{1}{8}$ " deep (53.97 mm) by $1\frac{3}{8}$ " wide (44.45 mm), stainless steel
 Mr. A. E. Stevens, F.R.C.S., Consultant Surgeon at the Redhill General Hospital, Redhill, Surrey, writes :—

“ With present-day relaxant anaesthesia it becomes less necessary to use heavy instruments. The above is made of light section stainless steel, weighing 187 grammes against the normal 307 grammes of the Gosset retractor of similar size.”

Vide “ The British Medical Journal ”
 18th November, 1961, Volume II, page 1353.



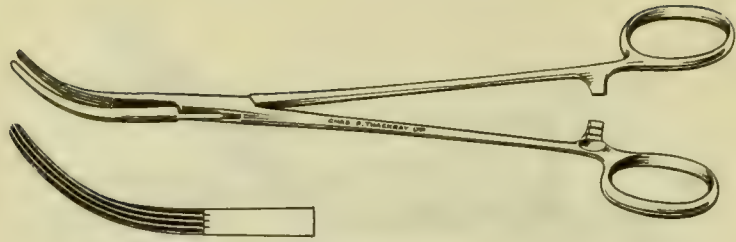
AD 6050

Cat. No.

AD 6050 LENTIN'S RETRACTOR, small size, with blade $4\frac{1}{8}$ " to $6\frac{1}{2}$ " (105 to 165 mm) effective depth by $1\frac{1}{8}$ " (32 mm) wide, stainless steel
 AD 6051 Ditto, medium size, with blade $4\frac{1}{8}$ " to $6\frac{1}{2}$ " (105 to 165 mm) effective depth by $1\frac{1}{16}$ " (43 mm) wide, stainless steel
 AD 6052 Ditto, large size, with blade $5\frac{1}{4}$ " to $7\frac{3}{8}$ " (133 to 197 mm) effective depth by $2\frac{1}{16}$ " (68 mm) wide, stainless steel

Vide “ The British Medical Journal ”
 5th January, 1963, Volume I, page 40.

ADDENDA
SUPPLEMENTARY ITEMS



AD 6018


Cat. No.
AD 6018 CORRY'S CHOLECYSTECTOMY FORCEPS, curved-on-flat, box-joint
8" (203 mm.), stainless steel

Mr. D. C. Corry, F.R.C.S., Consultant Surgeon, Radcliffe Infirmary, Oxford, writes:—

"These forceps were designed by me for cholecystectomy. They incorporate the curve of Moynihan's cholecystectomy forceps having the advantage that when radiated 30° on the long axis produce the point for easy ligation of vessels. The jaws are longitudinally serrated to enable a positive grip to be obtained with a lightweight instrument, which obviates the broad massive grip of the Moynihan's forceps.

"The box-joint allows ligatures to pass down the forceps without catching, as well as providing a most suitable joint.

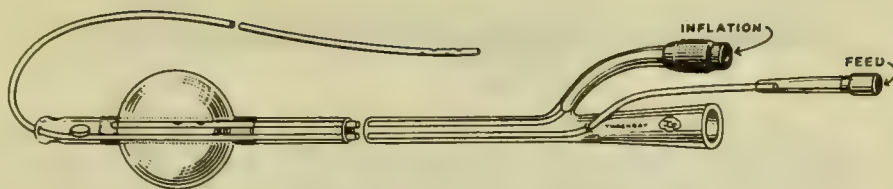
"I find them particularly useful in cholecystectomies for either picking up the cystic artery distal to the first ligature, which is passed by an aneurysm needle and tied in continuity, and for subsequent ties between the gall bladder and liver. The instrument is nicely balanced and has many uses for delicate work deep in the abdomen."



AD 6019

Cat. No.
AD 6019 ANSCOMBE'S modified TIBBS' CONTINUOUS-FEED ANEURYSM
NEEDLE, stainless steel, chromium plated handle and spare reel.

AD 4616 Spare Reels



AD 6049

Cat. No.
AD 6049

KAY'S TEMPORARY FEEDING GASTROSTOMY CATHETER, with 20/30 cc. capacity bag and four eyes, plastic, size : 22 French Catheter Gauge. The feeding tube projects 11" (279.4 mm) beyond the end of the catheter and has four eyes at the tip. Sterile

Professor Andrew W. Kay, M.D., Ch.M., F.R.C.S. (Edin. Glas. Eng.) Regius Professor of Surgery, University of Glasgow (formerly Professor of Surgery, University of Sheffield) writes :—

"Gastric decompression with planned replacement of fluid and electrolyte, although of established value, has several disadvantages when carried out by the conventional methods of intravenous infusion or by the naso-gastric tube. Consequently some surgeons no longer use gastric aspiration after Polya gastrectomy, but consider it advisable after Billroth I gastrectomy and after vagotomy.

"During the past five years it has been my practice to use a Foley's catheter for temporary gastrostomy in vagotomy patients with a drainage procedure. The catheter was inserted through a small stab incision in the anterior wall of the stomach, passed through an avascular part of the omentum and withdrawn from the abdominal cavity through a small stab incision in the left epigastrium.

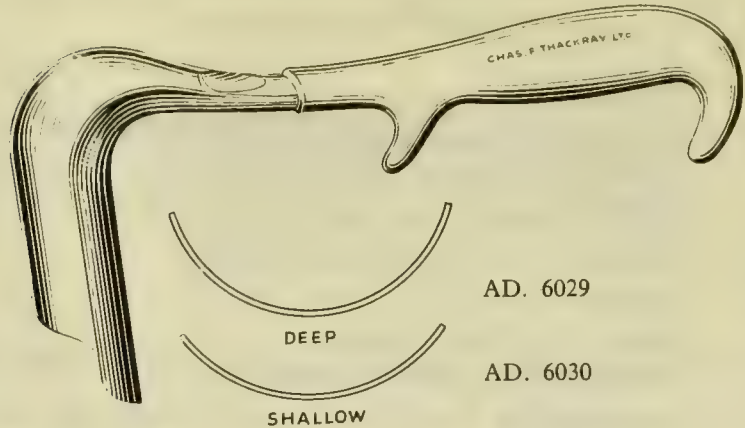
"This procedure was satisfactory for gastric decompression, but it did not assist those patients requiring fluid and electrolyte replacement. In an effort to meet this necessity, the above tube was devised, which provided a means of gastric aspiration and also permits duodenal feeding after vagotomy with pyloroplasty, or jejunal feeding after vagotomy with gastrojejunostomy.

"The above product has been in use for many months and has been acclaimed by patients, who have been unfortunate enough to experience other forms of post operative management."

*Vide "The British Medical Journal."
28th March, 1964, Volume I, page 822.*

ADDENDA
SUPPLEMENTARY ITEMS

Instruments used by Prof. Lawson, continued from page AD 943

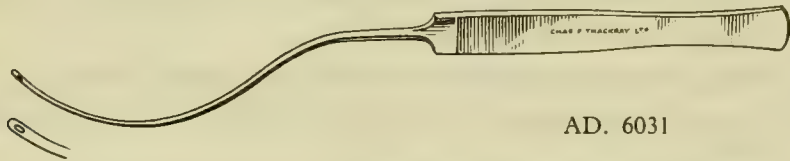


AD. 6029

AD. 6030

Cat. No.

- 1 AD. 6029 Lawson's modified Currie's Vaginal Speculum, single ended, with deep blade, working length 3" long x 1½" wide (76.2 mm. x 38.1 mm.), stainless steel on hollow handle, chromium plated.
- 1 AD. 6030 Ditto with shallow blade, working length 3" long x 1½" wide (76.2 mm. x 38.1 mm.).



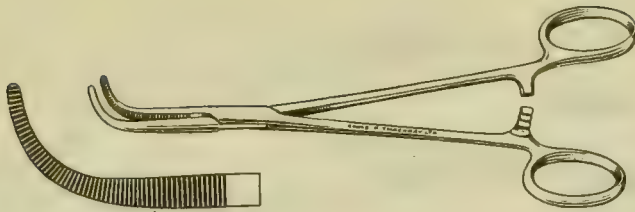
AD. 6031

- 1 AD. 6031 Lawson's Aneurysm Needle, curved laterally, 9" (228.6 mm.) stainless steel.
- 2 U. 1168 Whistle-tip rubber catheters, size 10 E.G.
- 2 U. 1331 Ureteric Catheters, size 4 F.G.
- S. 4285 Curved cutting needles, size 12, stainless steel.
- S. 4320 Fistula needles, size 4, stainless steel.
- S. 4362 Mayo's Trocar-pointed needles, size 2, stainless steel.
- 3 F. 6247 Gallipots, 2 oz. stainless steel.
- 1 F. 6260 Shallow Tray (for Surgeon's knees) stainless steel, 14" x 11" x 7/8" (355.6 mm. x 279.4 mm. x 22.23 mm.).
- 3 F. 6261 Kidney Dishes, 8" (203 mm.) stainless steel.
- 1 Plastic funnel, 2½" (63.5 mm.) diameter.

AD. 6032 COMPLETE SET OF INSTRUMENTS AS DETAILED ABOVE FOR REPAIR OF VESICO-VAGINAL FISTULA, AS USED AT UNIVERSITY COLLEGE HOSPITAL, IBADAN.


ADDENDA
SUPPLEMENTARY ITEMS

AD
945



AD 6069

AD 6069 O'SHAUGHNESSY'S ARTERY FORCEPS, short pattern, with fine curved serrated jaws, box joint, 6 in., stainless steel.

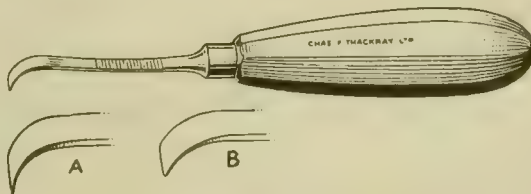


AD 6066

AD 6066 WATSON'S modified McINDOE'S SCISSORS, curved-on-flat, with fine blunt points and flattened blades, 7 in., stainless steel.

AD 6067 Ditto . . 9 in.

AD 6068 Ditto . . straight 9 in.

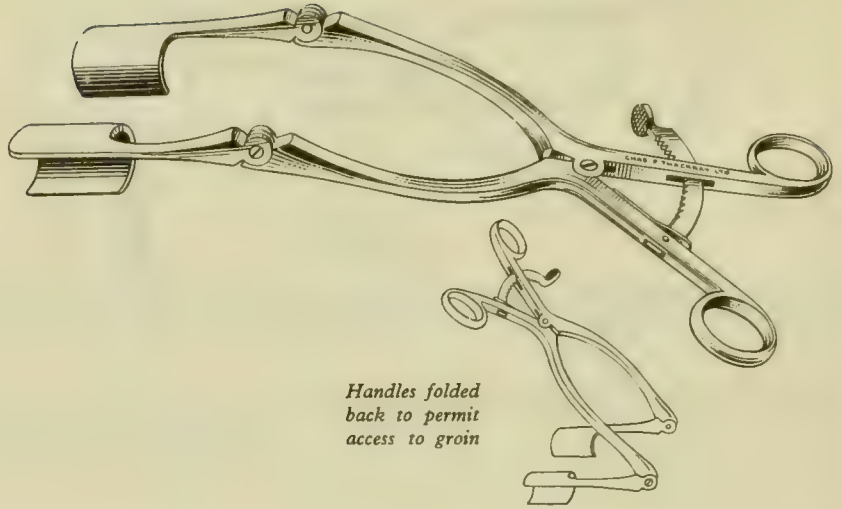


AD 6064-5

AD 6064 PRICE THOMAS' RIB RASPATORY, infants' size, with deep curved blade "A", stainless steel, chromium plated handle.

AD 6065 Ditto . . with shallow curved blade "B".

ADDENDA
SUPPLEMENTARY ITEMS

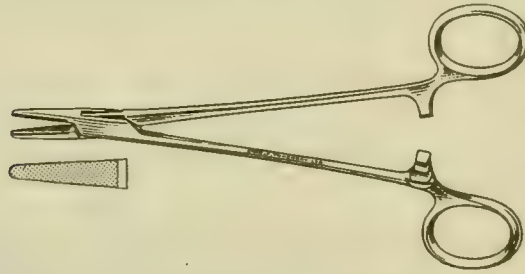


*Handles folded
back to permit
access to groin*

AD 6011

- Cat. No.
AD 6011 LAWRENCE'S modified MAYO'S RETRACTOR, for use as a Sternum Spreader, adult size, stainless steel
- AD 6012 Ditto., small size

*Vide "The British Medical Journal".
30th July, 1960, Volume II, pages 382-383.*



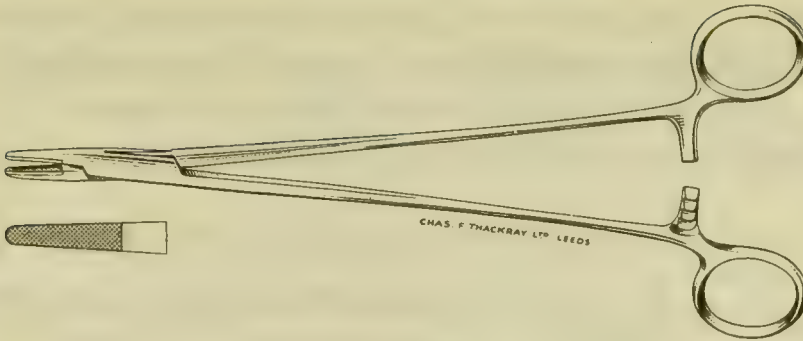
AD 6013

- Cat. No.
AD 6013 LAWRENCE'S NEEDLE HOLDER, lightweight, box joint, with fine jaws fitted with tungsten carbide inserts, 6" (152 mm), stainless steel
- AD 6013A Ditto . . without tungsten carbide inserts.

*Vide "The Journal of Thoracic and Cardiovascular Surgery, St. Louis".
September, 1961, Volume XLII, No. 3, page 418.*

ADDENDA
SUPPLEMENTARY ITEMS

AD
947

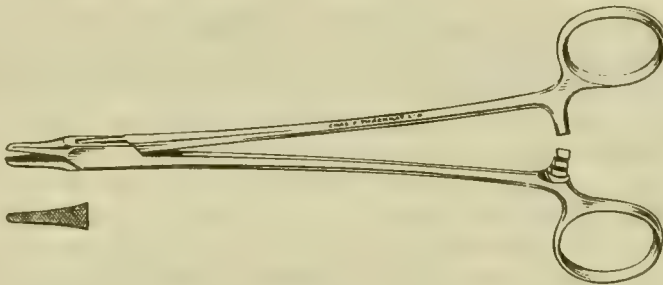


AD 6073

AD 6072 DeBAKEY'S NEEDLE HOLDER, with tungsten carbide facing on jaws, box joint, 7 in., stainless steel.

AD 6073 Ditto . . 9 in.

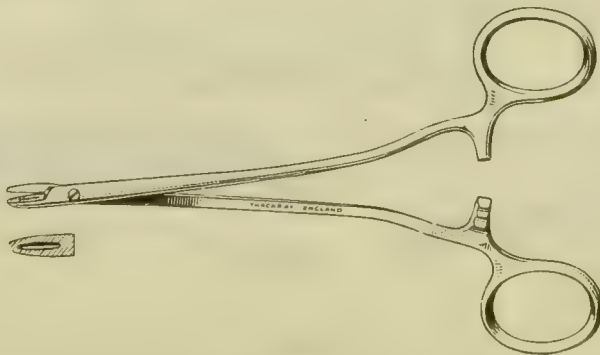
AD 6074 Ditto . . 10 in.



AD 6075

AD 6075 POTTS-MAYO'S NEEDLE HOLDER, with fine serrated jaws, box joint, 7½ in., stainless steel.

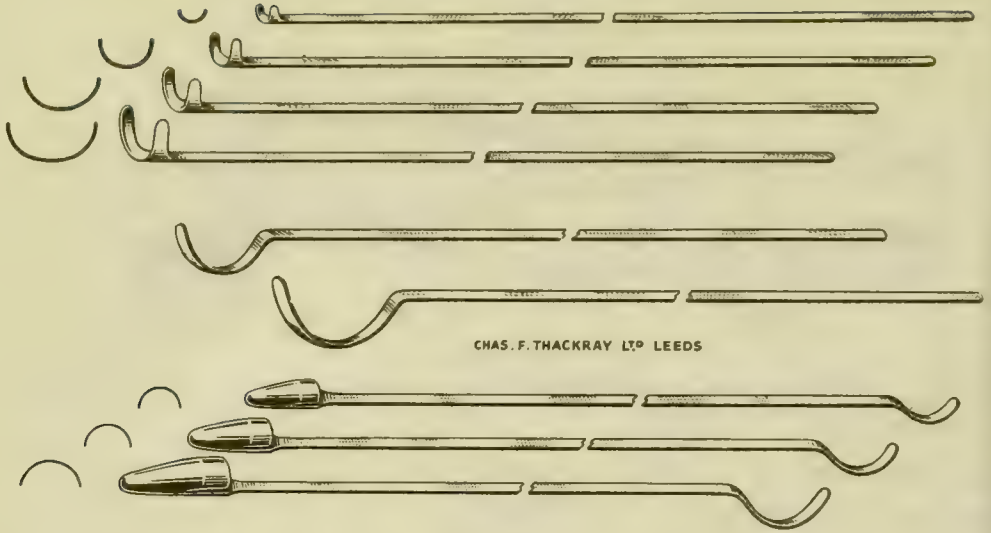
AD 6076 Ditto . . with tungsten carbide facings on jaws.



AD 6435

AD 6435 SENNING'S NEEDLE HOLDER, with small serrated jaws, screw joint, 6¾ in. stainless steel.

ADDENDA
SUPPLEMENTARY ITEMS



CHAS. F. THACKRAY LTD LEEDS

AD 6014

Cat. No.
AD 6014

MARTIN'S ENDARTERECTOMY STRIPPERS, set of 9, consisting of :
four Strippers, three Retrograde Knives, two Dissectors: 9" (228 mm) stainless steel
throughout, complete in perforated metal sterilizing case, satin chrome finish

Mr. Peter Martin, M.Chir., F.R.C.S., Consultant Surgeon at the Hammersmith
Hospital, London, writes :—

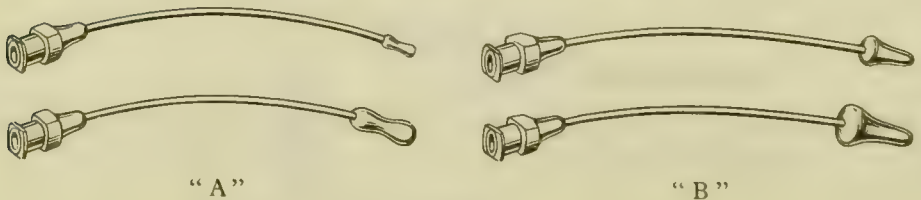
" Most surgeons with interests in arterial work agree that the best operation for
atherosclerosis involving short segments of larger vessels is endarterectomy. Sometimes
in other sites and in longer segments this operation is also useful.

" The operation is done through a longitudinal incision either end of the area to
be operated on. Through the distal incision the hook type instrument is carefully
inserted around the obstruction in the artery, which is then lifted upwards. A stripper
of suitable size is then passed upwards, rotated through 180 degrees, and then withdrawn.
The ' sequestrum ' is then withdrawn.

" To divide the intima without detaching it, and to obtain a bevelled edge of the
distal intima ; a conical retrograde knife is passed downwards and the wall of the
artery pressed on to the blade with the finger as the knife is withdrawn. This will
avoid detachment of the intima and distal flap formation."

Vide " The British Medical Journal "

20th May, 1961, page 1457.



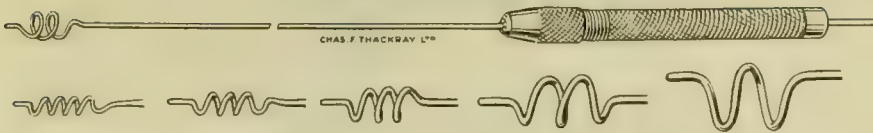
" A "

" B "

AD 6004

Cat. No.
AD 6004

TIBBS' ARTERIAL CANNULAE, set of 4, curved, with slightly waisted
olive (" A ") and cone-shaped heads (" B "), Luer-lock fitting mounts ;
chromium plated



AD 6010

at. No.
 D 6010

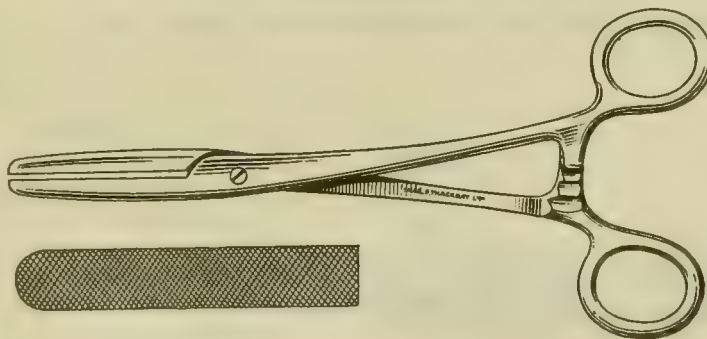
GUNNING'S ARTERIAL and VENOUS CORKSCREW REAMERS, set consisting of : five graded sizes of reamers, 12½" (317 mm) and one cannulated chuck handle, stainless steel, complete in perforated metal sterilizing case with satin chrome finish

Mr. A. J. Gunning, F.R.C.S., Consultant Surgeon at the Radcliffe Infirmary, Oxford, writes :—

"The above have been designed for the removal of systemic, pulmonary artery and venous clots, thrombi and emboli.

"A transverse incision is made in the affected artery, usually below or just at the site of the obstruction. Through this incision an appropriate sized reamer is introduced in a rotary manner up the artery and then gently pulled down ; if there is only a small clot the rest will be forced out by the head of blood pressure in the artery. The reamer is then introduced in the same manner in the lower segment of the artery and any clot present removed in a similar manner.

"In dealing with veins, the process is of course reversed so that the clot is removed from the lower segment first, the vessel clamped, then the proximal segment dealt with as detailed above."

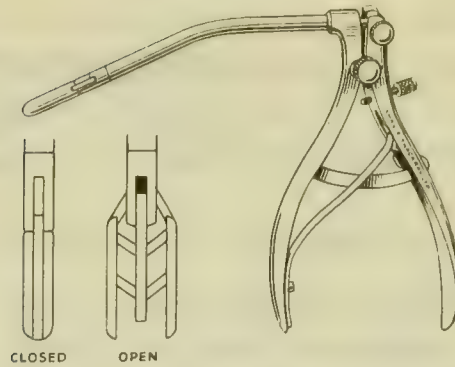


AD 6036

at. No.

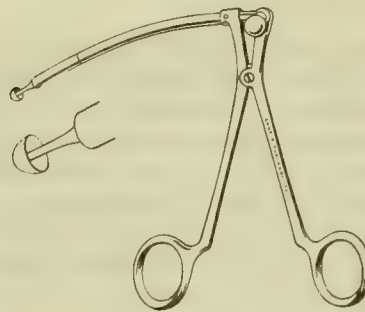
D 6036 WADE'S CLAMPING FORCEPS, extra strong, for plastic tubing, screw-joint, 8" (203 mm), stainless steel

ADDENDA
SUPPLEMENTARY ITEMS



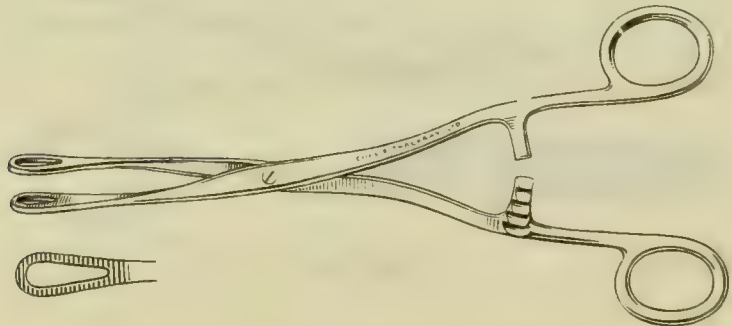
AD 6082

AD 6082 TAYLOR'S MITRAL VALVE DILATOR for infants, stainless steel.



AD 6083

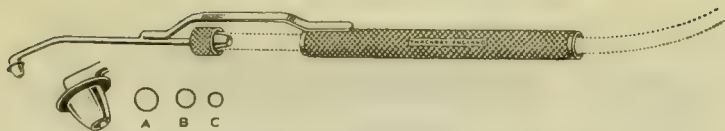
AD 6083 TAYLOR'S MITRAL VALVE PUNCH for infants, stainless steel.



AD 6070

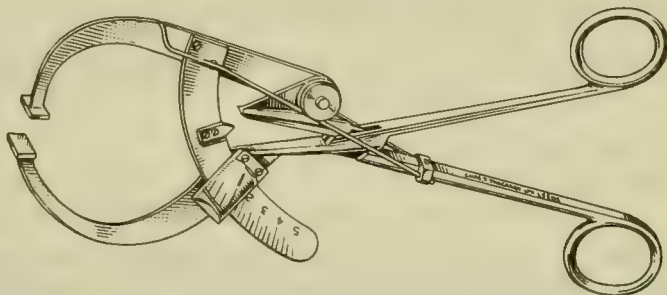
AD 6070 ALLISON'S modified RAMPLEY'S SPONGE HOLDING FORCEPS, with small for use on children, screw joint, 7 in., stainless steel.

ADDENDA
SUPPLEMENTARY ITEMS



AD 6436-7-8

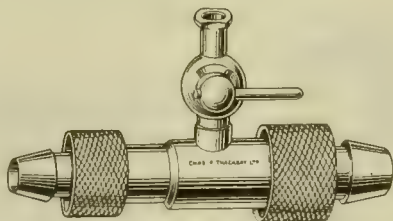
- AD 6436 WATSON'S CORONARY PERFUSION CANNULA, with 3 mm. terminal hole, stainless steel.
- AD 6437 Ditto . . with 2.5 mm. terminal hole.
- AD 6438 Ditto . . with 2 mm. terminal hole.



AD 6084

- AD 6084 VEREL'S SKIN-FOLD THICKNESS FORCEPS, with caliper jaws, graduated scale with perspex magnifier, box joint, $7\frac{1}{2}$ in., stainless steel.

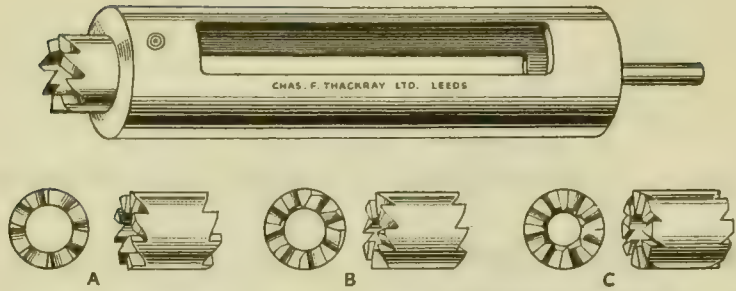
This instrument is used to estimate body fat.
Vide "The Lancet", 29th October, 1960, page 962.



AD 6088

- AD 6088 HEART- LUNG MACHINE CONNECTIONS, mirror polished lumen, with locking collars on tubing mounts, stainless steel throughout. The following types are available: Straight, Y-shaped, T-shaped or Straight with Side Tap. All these can be supplied with either a constant or a tapered lumen. The one illustrated above is a straight connection with a tapered lumen and side tap.

ADDENDA
SUPPLEMENTARY ITEMS



AD 6039


- Cat. No.
 AD 6039 FIBULAR-GRAFT DOWEL CUTTER, with one hollow metal fenestrated cylinder 6" (152.0 mm) long x 1½" (38.1 mm) diameter with stem to fit ¼" (6.35 mm) chuck of power drill, and three double-ended cutter bits, sizes : ½" (12.7 mm), 7/16" (11.1 mm), and 3/8" (9.5 mm) diameter. Stainless steel throughout, complete with Allen Key
- *AD 6040 Spare Cutter Bits sizes ½", 7/16" and 3/8"
- AD 6041 Spare Allen Key

* Please state size/sizes required.

When a Smith-Petersen Nail is used together with a fibular graft for the treatment of displaced intracapsular fractures of the femur neck, the results show a high rate of union and a low necrosis rate. The above dowel cutter facilitates the shaping of grafts to one of three diameters. The teeth on both faces of each cutter are for shaping the grafts by either pushing them into the cutter or pulling them out from within.

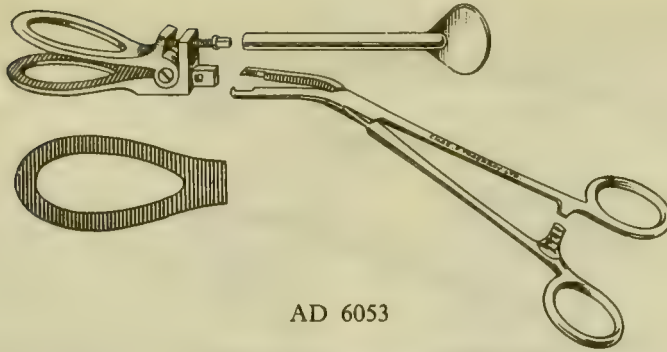
A graft is cut from the lower half of the fibula and the end bevelled with a file. Holding one end with bone forceps the graft is quickly run through the rotating dowel cutter to within one inch of its length. The bone is then withdrawn and inserted through the cutter from within the cylinder and the last inch rounded by pulling the graft outwards from within. In this way an even cylindrical graft is quickly made.

Devised by Mr. James Patrick, F.R.C.S., Surgeon in Charge, Department of Orthopaedic Surgery, Glasgow Royal Infirmary.



AD 6002

- Cat. No.
 AD 6002 STACK'S RETRACTOR FOR HAND SURGERY, large size, 5½" long (139.7 mm) with blades 1" deep (25.4 mm), stainless steel
- AD 6003 Ditto small size, 5½" long (139.7 mm) with blades ½" deep (12.7 mm).



AD 6053

Cat. No.

- AD 6053 ZACHARY-LISTER'S CRUSHING INSTRUMENT for Duhamel's procedure in Hirschprung's disease, consisting of : crushing clamp with loop-shaped jaws, introducing forceps, angled-on-flat, box-joint and box spanner, stainless steel throughout
- AD 6054 CRUSHING CLAMP only, stainless steel
- AD 6055 INTRODUCING FORCEPS only, stainless steel
- AD 6056 BOX SPANNER only, stainless steel

Mr. R. B. Zachary, F.R.C.S., and Mr. James Lister, F.R.C.S.(Edin.), Consultant Surgeons at the Pædiatric Surgical Unit, The Children's Hospital, Western Bank, Sheffield, 10, write :—

"The Duhamel operation for Hirschprung's disease is well known in this country and on the Continent, and is now becoming popular in the U.S.A.

"This operation is not without its problems, and one source of worry is the clamps which must be applied to the spur formed by the posterior wall of the rectal stump and the anterior wall of the colon brought down behind it. The importance of fully dividing this spur is emphasized because of complications caused by fæcal retention in the rectal stump should a large pouch remain.

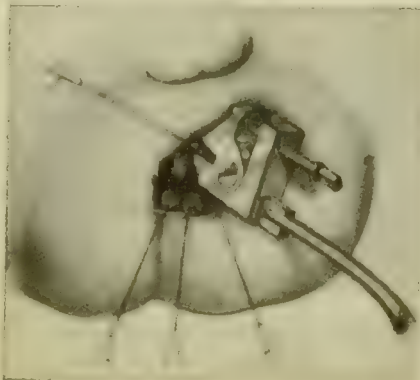
"In place of the two Kocher's, or similar type, clamps applied to the spur with their points together and shanks apart to devitalize a triangular area, we have devised a new crushing instrument as shown above.

"The crushing clamp is applied before closure of the abdomen so that its position can be confirmed by palpation within the abdomen ; the clamp being then secured firmly but not too tightly. The screw pressure is increased daily for the next two or three days. The clamp drops out of the rectum on the fourth or fifth day following the operation.

"As this clamp, after application, is contained in the rectum, it obviates discomfort to the child caused by the projecting and vulnerable shanks and bows

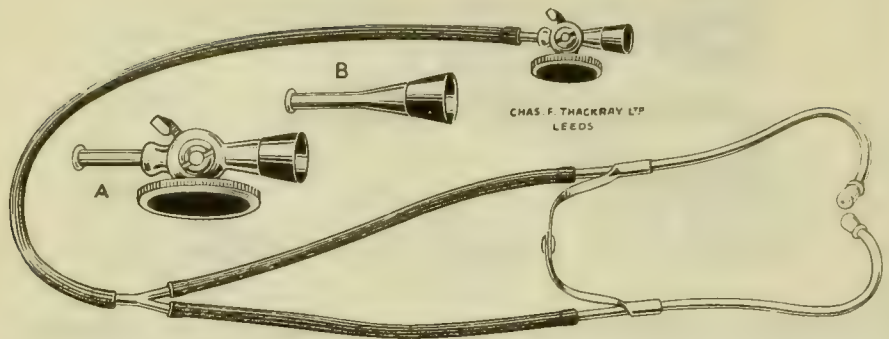
of the Kocher's clamps, which if moved during the immediate post-operative period might tear the rectal stump. This risk is not sufficiently avoided by restraint of the child in a mermaid type of bandage.

"The new instrument has been used successfully in children between the ages of four months and three and a half years, and we think the size is suitable for most ages of children in whom the Duhamel operation is likely to be performed."



Vide "The Lancet,"
 29th February, 1964, page 476.

ADDENDA
SUPPLEMENTARY ITEMS



AD 6057

- Cat. No.
AD 6057 CORNER'S STETHOSCOPE for Pædiatricians, consisting of :- Headframe with *folding* spring and white plastic Eartips, *miniature* Sprague-Bowles' Chestpiece with single outlet (A), two 10" (254.0 mm) and one 18" (457.0 mm) lengths black Rubber Tubing and metal "Y." connection, all metal parts chromium plated
- AD 6058 Ditto, for Nurses, but having *miniature* Skinner's Chestpiece with single outlet (B)
- AD 6059 SPRAGUE-BOWLES' CHESTPIECE, *miniature*, only
- AD 6060 SKINNER'S CHESTPIECE, *miniature*, only
- AD 6061 ALUMINIUM CHESTPIECE BELL ENDS only
- AD 6062 VULCANITE CHESTPIECE BELL ENDS only

Dr. Beryl D. Corner, M.D., F.R.C.P., Consultant Pædiatrician to the United Bristol Hospital Group, writes .—

" These stethoscopes have been designed to facilitate the examination of newborn infants, for the majority of whom the normal diameters of bell and diaphragm chestpieces are too large to fit over the small intercostal spaces, particularly in infants of very low birth weight. The lengths of double and single rubber tubing have been carefully measured to allow efficient auscultation of the infant in an incubator, or oxygen tent, without undue disturbance and without opening the incubator. The single tube is inserted through one of the special holes in the hood.

" Two types of chestpiece are available. The simple miniature bell end pattern is intended mainly for use by nurses who are trained to count the apex beat by auscultation rather than palpate the peripheral pulse rate. The chestpiece is of small enough diameter to be inserted through the tubing hole of incubators in current use, and can be easily sterilised by boiling. For diagnostic auscultation by the pædiatrician, modification in size only of the standard Sprague-Bowles' chestpiece has been made, with a bell end similar to that of the ' nurses ' stethoscope. The small bell and diaphragm make satisfactory contact with the chest wall even in the smallest premature infant and may easily be strapped to the chest wall if it is required to auscultate at frequent intervals as during exchange blood transfusion.

" I prefer to use, and recommend, the above with aluminium bell ends, which can be repeatedly sterilised without deterioration, but they are also available with vulcanite bell ends for those who prefer this material."

INDEX

NOTE.—Many items appear in more than one section of this Catalogue according to the multiplication of their use. Prefixes to the page numbers indicate the relative surgical sections. The Brief Index on page *twenty-four* provides a key to the prefixes which are abbreviations of the sectional headings.

A

| <i>Article</i> | <i>Page No.</i> |
|---|-------------------|
| Abernethy's Aural Syringe Nozzles .. | A316 |
| Abbott-Miller's Intestinal Tube .. | S758 |
| Abbott-Rawson's Gastro-Enterostomy Tube .. | S757 |
| Abdominal Retractors .. | G76-G93, AD839-40 |
| Suction Tubes .. | G175, E831-3 |
| Sump .. | G175, E832 |
| Surgery Instruments .. | G157-G187 |
| Suture Needles .. | S790 |
| Abdomino-Perineal Dissecting Forceps .. | AD850 |
| Retractor .. | G85, G174 |
| Scissors .. | G73, G174 |
| Abduction Frames .. | B517, B524 |
| Splints, Arm .. | B518 |
| Traction Frame .. | B527 |
| Abel's Abdominal Scissors .. | G73, G174 |
| Abscess Knives .. | G40 |
| Abscission Suture Needles .. | S778 |
| Absorbent Swab Material .. | AD933 |
| Accessories, Anæsthetic .. | G1-38 |
| "Accoson" Sphygmomanometers .. | C674-8 |
| Acetabulum Chisels, Arthroplasty .. | B480 |
| Gouges .. | B480 |
| Raspatory .. | B483 |
| Reamers .. | B479, B487, B489 |
| Ackland's Mouth Gags .. | G9 |
| Acrylic Prostheses .. | B485 |
| Adams' Osteotomy Saw .. | B463 |
| Adams' (Wilfred) Fasciatome .. | G140 |
| Adaptors for Cardiac Catheters .. | AD889 |
| Catheters .. | U203-4, U234 |
| "Coldlite" Instruments .. | C695 |
| Diathermy Attachments .. | AD934 |
| Gordh's Needles .. | G31, IT747 |
| Needles and Syringes .. | S805-7 |
| Polythene Tubing .. | AD889-90 |
| Varicose Vein Injections .. | S800 |
| Addenda .. | AD834-936 |
| Adenoid Curettes .. | N369-70 |
| Forceps .. | N368 |
| Adenotomes .. | N369 |
| Adhesion Forceps, Lung .. | L445 |
| Adjustable Abdominal Retractor .. | G87-8 |
| Bofe-Holding Forceps .. | B452-3 |
| Adjustment Valves, Oxygen .. | S809 |
| Admiralty Pattern Stethoscope Chestpiece .. | C667 |
| Head Frame .. | C669 |
| Retractor (Navy) .. | G84 |
| Adrenalectomy Forceps .. | AD858 |
| Adson's Aneurysm Needle .. | V560 |
| Brain Retractors .. | V558 |
| Dissecting Forceps .. | G47, V551, P563 |
| Laminectomy Retractor .. | V543 |
| Nerve Hooks .. | V560 |
| Skull Raspatories .. | V553 |
| Spinal Manometer .. | V540, C679 |
| Spinal Needles .. | V540, C679 |
| Syringe .. | V540, C679 |
| Advancement Forceps (Strabismus) .. | O646 |
| Suture Needles .. | S791 |

A—continued

| <i>Article</i> | <i>Page No.</i> |
|--|---|
| Airways, Anæsthetic .. | G16-18 |
| Props .. | G17-19, D618 |
| Alæ Retractors .. | P584 |
| Albee's Osteotomes .. | B471 |
| Alcock-Foley Catheters .. | U200 |
| Alexander's (G.) Rib Raspatory .. | L436 |
| Alexander's (J.) Gouges .. | A333, B476 |
| Algesimeter .. | C673 |
| All Glass Syringes .. | S797 |
| Allis' Raspatory .. | B460 |
| Tissue Forceps .. | G53 |
| Allis-Judd Tissue Forceps .. | G55 |
| Allison's Lung Retractor .. | L428 |
| Rib Retractors .. | AD882-3 |
| Aluminium Sheeting for Splints .. | B535 |
| Aly's Algesimeter .. | C673 |
| American Pattern Suction Tube .. | P574, E831 |
| Amputation Knives .. | G39 |
| Retractor .. | G76 |
| Saws .. | B463 |
| Anacap Surgical Silk .. | AD932 |
| Anæsthetic Accessories .. | G1-38, AD834-5, AD925 |
| Airways .. | G16-18 |
| Bronchospirometry Catheter .. | L423 |
| Drop Bottles .. | G4 |
| " " Eye .. | O662-3 |
| Endotracheal Tubes .. | G25-7 |
| " " Connections .. | G27-9 |
| " " Forceps .. | G24 |
| " " Harness .. | G29 |
| Facepieces .. | G7 |
| Gas Bags .. | G6 |
| Inhalers (Masks) .. | G7-8 |
| " Chloroform .. | G5 |
| " " "Trilene" .. | G5 |
| Intravenous Needles, .. | G31-2, IT747, IT749, AD925 |
| Mouth Gags .. | G9-14, P592-4 |
| " Jacks .. | G15-16 |
| " Props .. | G17-19, D618 |
| " Wedges .. | G18 |
| Syringes and Needles, .. | G32-5, T374, T393, P581-2, D610, D619, S794-800 |
| Analgesic-Anæsthetic Apparatus .. | G5 |
| Analysis Tubes, Gastric .. | S759, AD926 |
| Anarsarca Trocar and Cannula .. | G113 |
| Anastomosis Clamp .. | AD884 |
| Portacaval .. | AD857 |
| Anatomical Charts .. | C717-8 |
| Stamps .. | C716 |
| Ancillary Instruments, Charnleys .. | AD902 |
| Anderson's Bone Mill .. | AD897 |
| Cervical Biopsy Curette .. | M304 |
| Midwifery Forceps .. | M258 |
| Anderson's (Graeme) Rectal Speculum .. | G148 |
| Anel's Lachrymal Probes .. | O635 |
| Aneroid Sphygmomanometers .. | C676, C678 |
| Aneurysm Needles .. | G96, AD841, AD847 |
| and Director combined .. | G97 |
| Director and Probe combined .. | G97 |
| Brain .. | V560 |

PLASTIC SURGERY AND DENTAL INSTRUMENTS: SEE NEW SECTION AFTER THE INDEX
SEE ALSO SUPPLEMENTARY INDEX ON PAGES XLV AND XLVI

INDEX—continued

A—continued

| Article | Page No. |
|---|------------------------|
| Aneurysm Needles (continued) | |
| Cleft Palate | P597 |
| Continuous Feed | AD848 |
| Mesenteric | G96, G160, AD847 |
| Thyroid | G108 |
| Angio-cardiography Catheters | L447, AD885-8 |
| Syringe | S779 |
| "Anglepoise" Examination Lamp | C701-2 |
| Ankle Joint Knife | G39 |
| Anterior Commissure Laryngoscopes | L395, L399 |
| Synechia Knife | O639 |
| Antrum Burrs | N364 |
| Chisels | N364 |
| Harpoons | N363 |
| Punch Forceps | N352 |
| Syringes | N363 |
| Transilluminators | N367 |
| Trocars | N362 |
| Tubes | N362 |
| Antrum and Sinus Instruments | N352-68 |
| Punch Forceps | N352-8 |
| Syringe, Displacement Therapy | N367 |
| Syringe Outfit | N368 |
| Anvil for Hand Surgery | AD898 |
| Aortic Coarctation Clamps | L450-451 |
| Clamp, Stenosis | L448 |
| Aortographic Catheters | AD887 |
| Aortography Injector | AD858 |
| Appliance, Colostomy | AD854 |
| Intertrochanteric | AD904 |
| Applicators, Sigmoidoscope | G156 |
| Wooden | A320 |
| Applying Forceps, Clip, Scalp | V561 |
| Suture | G137-8 |
| Sympathectomy | V546 |
| Approximating Forceps, Skin | G136-7 |
| Approximator/Spreader for Ribs | AD883 |
| Approximators, Rib | L430 |
| Aprons | S764 |
| "Aqua-Vac" Suction Bottle | E829 |
| Water Suction Valve | E829 |
| Archimedeian Drill | P600 |
| Arkansas Stone | G43 |
| Arlt-Fischer's Iris Forceps | O650 |
| Armlets for Sphygmomanometers | C674, C677 |
| Armour's Towel Forceps | G44 |
| Armoured Endotracheal Tubes | G25, G27 |
| Arm Splints | B518-20, IT741 |
| Army Pattern Amputation Saw | B463 |
| Retractors | G84 |
| Arruga's Capsule Forceps | O647 |
| Eye Speculum | O633 |
| Arterial Grafts | AD893 |
| Needles | AD891 |
| Suture Needles | S779 |
| Artery Clamps, Pulmonary | L448-9 |
| Aortic | L448, L450-1 |
| Artery Forceps | G57-70, AD836-7, AD884 |
| Brain and Skull | V551-2 |
| Brush for | G70 |
| Cardiovascular | L449 |
| Dental | D621 |
| Diathermy | G61, U230, AD865 |
| Eye | O658-9 |
| Insulated | G61, U230, AD865 |
| Lung | L443-4, AD884 |
| Neurosurgical | V551-2 |

A—continued

| Article | Page No. |
|--|-----------------------|
| Artery Forceps (continued) | |
| Ophthalmic | O658-9 |
| Plastic Surgery | P564-5 |
| Safety Pins for | G70 |
| Skull and Brain | V551-2 |
| Sympathectomy | V546 |
| Thyroid | G110 |
| Tonsil | T375-6 |
| Uterine | M300 |
| Arthrodesis Gouge | B477 |
| Hip, Instruments | B486-9 |
| Nails | B491 |
| Ischio-Femoral, Chisel | B475 |
| Knee, Chisel | B498 |
| Compression Clamp | B494 |
| Osteotome | B498 |
| Punches | B498 |
| Toe, Burr | B499 |
| Chisel | B476 |
| Cutters | B466-7 |
| Drill & Trepphine | AD908 |
| Osteotomes | B472, B474 |
| Arthroplasty, Hip, Ancillary Instruments | B480 |
| Brace for Reamers | B478 |
| Chisels | B480 |
| Cups | B482 |
| Gouges | B480, B483 |
| Instruments | B478-87 |
| Moulds | B482 |
| Osteotomes (Smith-Petersen's), | B473-4 |
| Prostheses | B484-5 |
| Instruments | B486-7 |
| Raspatory | B483 |
| Reamers | B479, B486-7 |
| Retractors | B481, B483, B487 |
| Skid | B483 |
| Arthur's Splinter Forceps | G102 |
| Artificial Pneumothorax Apparatus | L410-4 |
| Needles | L415-6 |
| Artificial Vitreous Globes | O655 |
| Articulated Skeleton | C717 |
| Ashton Miller, Bougies | U192 |
| Ascites Trocar and Cannula | G113-4 |
| Aspirating Bronchoscopes | L396, L402 |
| Oesophagoscopes | L397 |
| Tubes Bronchoscopic and Oesophageal, | L398, L400 |
| Laryngeal | L398 |
| Aspirators and Needles | G115-6, L419-23, S756 |
| "Atlas" Nylon Syringes | S794 |
| Veterinary Syringes | S795 |
| Atomiser | S761 |
| "Atomist" Spray | S761 |
| "Atraumatic" Needle Sutures | AD929-31 |
| Needles on Suture Wire | S772 |
| Attachment, Diathermy | U242 |
| (Light) for Dott's Mouth Gag | P593 |
| Aufricht's Nasal Retractor | N345, P584 |
| Scissors | P566 |
| Auger for Femoral Head | B486 |
| Aural Binocular Loupe | AD936 |
| Curettes | A322-3 |
| Douche Tank | A316 |
| Forceps | A317-9, A322 |
| Hooks | A322-3 |
| Instruments | A314-29, AD878-9 |

Chas. F. Thackray Ltd.

INDEX—continued

A—continued

| Article | Page No. |
|--|---------------|
| Aural (continued) | |
| Insufflators | S761-2 |
| Knives (Myringotomes) | A324-5 |
| Loops | A321-3 |
| Microscope | C692 |
| Noise Apparatus | A328 |
| Probes | A320-1, AD878 |
| Scoops | A323 |
| Snare | A325 |
| Specula | A314, AD879 |
| Syringes | A315-6 |
| Test, Labyrinth | A328 |
| Tuning Forks | A329 |
| Auriscopes and Ophthalmoscopes, etc., | |
| C681-5, C687-91, C693 | |
| Auscultation Tube | A326 |
| Austin Moore's Hip Prosthesis | AD900 |
| Raspatory | AD900 |
| Automatic Aural Syringe | A315 |
| Scapula Retractors | L429 |
| Screw Driver B507, AD911-2, AD921 | |
| Auvard's Vaginal Specula | M286-7 |
| Avulsion Forceps, Nasal Septum | N349-50 |
| Awls, Bone | B506, P591 |
| Ayer's Tarsal Cyst Forceps | O646 |
| Ayre's Cervical Biopsy Knife | M305 |
| Ayre's Endotracheal Tube Connections | G28 |
| Axis Traction Midwifery Forceps | M258-60 |

B

| | |
|---|------------|
| Babcock's Peritoneum Forceps (Tissue) | G53, AD836 |
| Baber's Tongue Depressor | T372 |
| Babies' Bottle Lifting Forceps | G106 |
| Teat Forceps | AD873 |
| Babinski's Percussor | C670 |
| Bachaus' Towel Forceps | G44 |
| Bacon's Aural Syringe | A315 |
| Bag Catheters | U199-200 |
| Bags, Dilating, Hydrostatic | M266 |
| Gas | G6 |
| Hydrostatic | M266 |
| Midwifery | M272-3 |
| Nurses' | C724-5 |
| Rebreathing | G6 |
| Surgeons' and Practitioners' | C719-23 |
| Baillon's Rectal Speculum | G149 |
| Bailey's (Hamilton) Artery Forceps | G57 |
| Hook Retractors | G76 |
| Intravenous Cannulae | IT746 |
| Bailey's (Kenneth) Adjustable Abdominal Retractor | |
| G87-8 | |
| Vaginal Speculum | M286 |
| Bailey's Rib Approximator/Spreader | AD883 |
| Baker's (Morrant) Tracheotomy Tubes | T386 |
| Bakes' Gall Bladder Dilators | G178 |
| modified Rodney Smith's Dilator | AD857 |
| Balance, Spring | B534 |
| Balfour's Abdominal Retractor | G86 |
| Balkan Beams | B531, B533 |
| Ball Electrodes, Diathermy | E819 |
| Ball Pessary | M313 |
| Inflator | M313 |

B—continued

| Article | Page No. |
|---|-------------------------|
| Ballance's Aural Snare | A325 |
| Mastoid Gouges | A333 |
| " Retractor | A334 |
| " Scoop and Curette | A330 |
| Scalp Flap Forceps | V552 |
| Ballenger's Nasal Septum Forceps | N350 |
| " Swivel Knife | N343 |
| Tonsil Guillotine | T384 |
| Tonsil Holding Forceps | T379 |
| Bandage, Scissors | G75, AD838 |
| Tourniquet | G117 |
| " Plaster | B514 |
| Barany's Noise Apparatus | A328 |
| Barbour's Linen Thread | S772 |
| Barium Enema Catheter | G156 |
| Introducer | G156 |
| Barker's Anæsthetic Needles | G35 |
| Syringe, Spinal | G35 |
| Barker's Aural Curette | A322 |
| Barker-Bonney's Uterine Dilators | M279 |
| Barling's Hæmorrhoidal Forceps | G147 |
| Barnes' Craniotomy Forceps | M268 |
| Stem Pessary | M310 |
| Barnes-Neville's Midwifery Forceps | M258 |
| Barraquer's Eye Fixation Forceps | O652 |
| Iris Forceps | O649 |
| Barrington's Bladder Syringe | U207 |
| Barsky's Glabella Rasp | P587 |
| Nasal Osteotome | AD919 |
| " Rasp | P587 |
| Skin Hook | AD918 |
| Bart's (St.) Hospital Pattern | |
| Barium Catheter | G156 |
| Intestinal Depressor | G159 |
| Suture Tube Breaker | G133 |
| Bartlett's Aspirator | G116, L420 |
| Batchelor's Skull Traction Apparatus | V548 |
| Bateman's Intravenous Needles | IT746 |
| Suture Pusher | AD885 |
| Battery Boxes | G154, U233, L394 |
| Bayoumi's Bone Cutting Forceps | B465 |
| Beads, "Double Stop" | U232, P604 |
| Beams, Balkan | B531, B533 |
| Beavis' Tonsil Dissector | T377 |
| Beck's Intestinal Clamp | G162 |
| Beckmann's Adenoid Curettes | N369 |
| Nasal Scissors | N359 |
| Bed Blocks | B534 |
| Cradles | B533 |
| Frames | B532, B533 |
| Rail Attachment, "Trilene" Inhaler | G4 |
| Beer's Cataract Knives | O641 |
| Needles | O641 |
| Behr's Intratubial Outfit | IT751 |
| Bell's (Blair) Vulva Retractor | M289 |
| Bell Type Chestpieces | C667-8 |
| Bellows Auriscope | C685 |
| Sigmoidoscope | G153 |
| Sprays, etc. | S761 |
| Bellamy Gardner's Ether Dropper | G4 |
| Bender, Bone Plate | B504 |
| Küntschler's Nails | B501B |
| Plaster | B514 |
| Bennett's Cilia Forceps | O648 |
| Bennett-Jones' Retractor | AD839 |
| Bengue's Ethyl Chloride | G3 |
| Berger's Binocular Loupe | O660 |

INDEX—continued

B—continued

| Article | Page No. |
|--|---------------------|
| Berkeley's (Comyns) Abdominal Retractor | G86 |
| Hysterectomy Clamps | M300-1 |
| Inserting Forceps, Michel | |
| Clip | G137 |
| Bernard Ward's Malleable Light | U223, L409 |
| Bernstock and Sterndale's Sternal Needle | C680 |
| Berry's Cleft Palate Hook | P594 |
| Bethel Solomons' Placenta Forceps | M261 |
| Bethune's Rib Shears | L431 |
| Beynon's Vaginal Speculum | AD874 |
| Bickford's Bronchus Clamps | L441 |
| Lung Dissecting Forceps | L444 |
| Bigelow's Evacuator | U189 |
| Billimoria & Dunlop's Needle | AD924 |
| Binaural Stethoscopes | C666-9, AD923-4 |
| Binocular Loupes | O660, AD936 |
| Biopsy Curettes, Cervical | M304 |
| " Endometrial | M305-6 |
| Forceps, Bladder | U243 |
| " Bronchoscopy and Oesophagoscopy | L403, L405, AD881 |
| " Cervical | M306, AD878 |
| " Rectal | G155-6, AD852 |
| " Vaginal | M306 |
| Knife, Cervical | M305 |
| Needles, Liver | G182, AD857 |
| Syringe Outfit, Liver | G182 |
| Trocar and Cannula | G182 |
| Birkett's Artery Forceps | G57, T375 |
| Birmingham Children's Hospital Pattern | |
| Intravenous Needle | IT748 |
| Birmingham "Double" Intravenous Needle | IT746 |
| Birmingham General Hospital Pattern | |
| Needle Holder | G122 |
| "Birmingham, Pattern" Foreign Body Needle | O642 |
| Birmingham Women's Hospital Pattern Artery | |
| Forceps | G59 |
| Bishop's (Stanmore) Needle Holder | G129 |
| Bishop Harman's Binocular Spectacles | O660 |
| Conjunctival Scissors | O656 |
| Fixation Forceps | O653 |
| Lachrymal Retractor | O637 |
| Test Types | O630 |
| Bishop-Muller's Screw Driver | B506 |
| Bistouries | G40 |
| Hernia | G142 |
| Blackburn's Common Duct Forceps | AD856 |
| Skull Traction Apparatus | V548 |
| Black Gutta Percha | P606 |
| Bladder Biopsy Forceps | U243 |
| Dissecting Forceps | U216 |
| Drainage Apparatus | U254, E830, AD863-4 |
| " Tubes | U205, AD862 |
| Growth Forceps, Papilloma | AD867 |
| Irrigation Clamp Control | U229 |
| Neck Spreaders | U215, U225 |
| Needle | U216 |
| Retractors | U219-22, AD866 |
| Scissors | U224, AD868 |
| Sounds | U191-2 |
| Syringes | U207-9 |
| Trocars | U228-9 |
| Blades, Dermatome | P578 |
| Safety Razor | G104 |
| Scalpel | G42 |
| Skin Graft Knives | P579 |
| Tongue | T571, T573 |

B—continued

| Article | Page No. |
|---|----------------------------|
| Blade-Plate for Osteotomy | AD905 |
| Blair's Skin Grafting Knives | P579-580 |
| Suction Box | P569 |
| Blair Bell's Vulva Retractor | M289 |
| Blake's Amputation Retractor | G76 |
| Blakesley's Nasal Septum Forceps | N349 |
| Blalock's Clamps | AD892 |
| Pulmonary Clamps | L448 |
| B.L.B. Type Oxygen Inhalers | S808 |
| Bleeding Lancet | G105 |
| Blocks, Bed | B534 |
| Pulley | B534 |
| Blohmke's Tonsil Holding Forceps | T379 |
| Blood Diagnosis Apparatus | C705-14 |
| Lancet | G105 |
| Pressure Apparatus | C674-8 |
| Transfusion Apparatus | IT739, IT741-2 |
| " Syringes, IT739, IT741-2, IT744 | |
| Blood Vessel Scissors, Post Mortem | PM731 |
| Blow Pipes | PM727 |
| Blowers, Powder | S762 |
| " Vaccine | G105 |
| Blue, Bonney's | P606 |
| Blunt Hook and Crotchet | M269 |
| Blount's Epiphyseal Staples | B499 |
| Boards, Fracture | B531 |
| Skin Grafting | P575 |
| Bobbin Flowmeter, Oxygen | S809 |
| Bodenham's Nerve Stimulator | AD919 |
| Skin Grafting Knives | P579 |
| Surgical Saw | B464, P600 |
| Bodkin, Fascial, Urethral Sling | M297 |
| Body Abduction Frames | B517, B524 |
| Boettcher's Tonsil Scissors | T382 |
| Böhler's Abduction-Traction Frame | B527 |
| Arm Abduction Splint | B518 |
| Calipers | B511-2 |
| Extension Stirrups | B511-2 |
| Finger Splints | B521 |
| Knee Support | B529 |
| Plaster Benders | B514 |
| Scissors | B513 |
| Traction Frames | B527-9 |
| Walking Irons | B535 |
| Bone Awls | B506, P591 |
| Chisels | B474-6 |
| Crumbling Forceps | AD897 |
| Cutting Forceps | B465-7 |
| " " Nasal Hump | P588 |
| " " Plastic Surgery | P590, P602 |
| Elevators | B458-60 |
| Zygomatic | AD920 |
| Files | B468 |
| Gauge Forceps | B467-8, P590, P602, V554-6 |
| " " Dental | D614 |
| Gauges | B476-7, B480, B483 |
| " Mastoid | A333-4 |
| Holding Clamps | B456 |
| " Forceps | B452-7, P590, P601-2 |
| Hook | B460 |
| Instruments (and Splints) | B452-539 |
| Livers | B458-60 |
| Marrow Infusion and Transfusion Sets, | IT751-2 |
| Mill | AD897 |
| Plates | B502-3, AD909 |
| " Bender | B504 |

INDEX—continued

B—continued

| Article | Page No. |
|--|-----------------|
| Bone (continued) | |
| " Holding Forceps | B504 |
| " " Stands | B503, AD910 |
| Punches | B498 |
| Raspatories | B458-62 |
| Rasps | B468 |
| Rugines | B461-2, P585 |
| Saws | G463-4 |
| Scoops | A330, B469 |
| Screws | B502, AD909 |
| " Depth Gauge | B504 |
| " Drivers | B506-8, AD911-2 |
| " Holding Forceps | B504 |
| " Holding Stands | B503, AD910 |
| Skid | B483 |
| Bone-Graft Trephine | AD898 |
| Bones, Human, for demonstration | G717 |
| Bonney's Approximating Forceps, Skin | G137 |
| Blue | P606 |
| Dissecting Forceps | G47 |
| Double Michel Clips | G135 |
| Hysterectomy Clamp Forceps | M300-1 |
| Ligature Holder | G133 |
| Myomeotomy Forceps | M299 |
| Needles | G121, M307 |
| " Holders | G121, M307 |
| Polypi Forceps | M292 |
| Ring Forceps | M304 |
| Suture Needles | S778 |
| Trachelorrhaphy Needles | M308 |
| Tubal Inflation Apparatus | M275 |
| Tubal Inflation Syringe | M276 |
| Uterine Compressor | M261 |
| Uterine Dilators | M279 |
| Ventro-Suspension Forceps | M298 |
| Book Muslin | B535 |
| "Boomerang" Needles | U217 |
| Guide | U217 |
| Holder | U217 |
| Boot Pattens | B535 |
| Boots, Wellington | S765 |
| Bosworth's Intramedullary Spline | AD905 |
| Bottles Aspirating | G115, L422 |
| Drainage, Suction Pump | U254, E828-30 |
| Drop, Anæsthetic | G4 |
| " Eye | O662-3 |
| Lifting Forceps | G106 |
| Oxygen | S809 |
| Suction Pump | U254, E828-30 |
| Urine Drainage | AD863-4 |
| Bougies, Frontal Sinus | N364 |
| Gum Elastic | U197 |
| Gauge, English and French | U194 |
| Holder | U195 |
| Metal, Urethral | U192-3 |
| Oesophageal | L406, S756 |
| "Railway", Urethral | AD861 |
| Sterilizer, Formalin | U254 |
| Whip | U197 |
| Urethral | U192-3 |
| Bourne's Mouth Tubes, Anæsthetic | G26 |
| Bowel Clamps | G162-71 |
| Scissors, Post Mortem | PM732 |
| Bowl Cover for Centrifuges | C712 |
| Bowlby's Tracheal Dilating Forceps | T389 |
| Bowles' Stethoscope Chestpieces | C668 |
| Bowman's Cataract Needle | O641 |

B—continued

| Article | Page No. |
|---|------------------|
| Eye Specula | O633 |
| Lachrymal Probes | O635 |
| Strabismus Scissors | O658 |
| Bows, Traction, Hare Lip | P598 |
| "Box" Clamp, Recto-Sigmoid Resection | G163 |
| Box, Sterilizer for silk | AD849 |
| Box-Spanner | AD904 |
| Boyd's (Stanley) Bone Scoops | B469 |
| Boyle-Davis' Mouth Gags | G13-14 |
| Bozemann's Flushing Tube | M278 |
| Needle Holder | G122 |
| Uterine Dressing Forceps | M292 |
| Braasch's Cystoscope | U238 |
| Brace, for Arthrodesis Reamers | B488-9 |
| Arthroplasty Reamers | B478 |
| Skull Burrs | V549 |
| "Wide Throw" | AD902 |
| Bracket, Ophthalmic | O624 |
| Bracket-Plate, Femoral | AD903 |
| Bradford Frame | B517 |
| Braided Nylon | S771 |
| Silk | S772 |
| Suture Wire | B508, P606, S773 |
| " Terylene" | S772 |
| Brain and Skull Instruments | V549-62 |
| Cannulæ | V559-60 |
| Knives, Post Mortem | PM727 |
| Retractors | V557-8 |
| Suction Tubes | V559 |
| Braithwaite's Dissecting Forceps | G48 |
| Extracting Forceps, Michel Clip | G139 |
| Rectal Speculum | G149 |
| Brand's Plantaris Stripper | AD899 |
| Braun's Decapitating Hook | M270 |
| Cradle Splint | B529 |
| Breast Knife | G39 |
| Plate and Jack for Mouth Gags | G15-16 |
| Reduction Calipers | P565 |
| Reduction Clamp | P565 |
| Breakers, Catgut Tube | G133 |
| Breck & Lowe's Knee Joint Knife | AD907 |
| Brewer's Vaginal Speculum | M288 |
| Bristol Transfusion Cradle | IT741 |
| Bristow's Bone Lever | B458, P601 |
| Osteotomes | B471 |
| Brittain's Arthrodesis Chisel | B475 |
| Broad Needles, Ophthalmic | O641 |
| Brock's Bronchoscopic Biopsy Forceps | AD881 |
| Bronchus Clamp | L442 |
| Finger Extension Pin | B512 |
| Brodie's Directors | G97, G147 |
| Bromley's Dissecting Forceps | G48 |
| Bronchitis Kettle | AD880 |
| Bronchoscopes | L396, L401, L402 |
| Anæsthetic | G31 |
| Aspirating Tubes | L398 |
| Bronchoscopic Biopsy Forceps | AD881 |
| Grasping Forceps | AD882 |
| Bronchoscopy, Oesophagoscopy and Laryngoscopy | L394-406 |
| Instruments | L423 |
| Bronchspirometry Catheter | L441-2 |
| Bronchus Clamps | A320 |
| Bronner's Aural Probe | B478 |
| Broomhead's Arthroplasty Brace | B478 |
| " Chisels and Gouges, | B480 |

INDEX—continued

B—continued

| Article | Page No. |
|---|------------|
| „ Gouge Forceps | B467 |
| „ Instruments | B478-81 |
| „ Psoas Retractors | B481 |
| „ Reamers | B479 |
| Hip Nail Extractor | B493 |
| Sterilizer Tray for Hip Cups | B481 |
| Brown-Buerger's Cystoscopes | U239-40 |
| Brown's Dissecting Forceps | AD917 |
| Browne's (Buckston) Urethral Bougies | U192 |
| Browne's (Denis) Abdominal Sump | G175, E832 |
| Artery Forceps | G57, T375 |
| Beads, "Double Stop" Sutures, | U232, P604 |
| Catheter, Hypospadias | U231, P603 |
| „ Introducers, | U231, P603 |
| „ Spigot | U231, P603 |
| Chisel Knife, Hare Lip | P598 |
| Collars, "Double Stop" Sutures, | U232, P604 |
| „ Clamping Forceps, | U232, P604 |
| "Double Stop" Sutures, | U232, P604 |
| Ductus Arteriosus Forceps | L448 |
| Hare Lip Chisel Knife | P598 |
| „ „ Traction Bows | P598 |
| Intestinal Holding Forceps, | G160-1 |
| Needle Catching Forceps | G130 |
| „ Holder | AD844 |
| Penile Holding Forceps, | U232, P604 |
| Premaxilla Retaining Bar | P598 |
| Pyloric Dilating Forceps | G174 |
| Retractor, Self-Retaining | G89 |
| „ Bladder | U219 |
| Scissors | AD838 |
| Suction Tube | G175, E831 |
| Sump, Abdominal | G175, E832 |
| Suture Needles | P591, S778 |
| „ Tube Breaking Forceps, | G133 |
| Talipes Splints | B536 |
| Thyroid Holding Forceps | G109 |
| Tonsil Holding Forceps | T380 |
| Traction Bows, Hare Lip | P598 |
| Browne's (Gardiner) Aural Hook and Loop | A322 |
| Politzerisation Apparatus | A327 |
| Tuning Forks | A329 |
| Browne's (Lennox) Politzerisation Apparatus | A327 |
| Brownlie's Tracheotomy Tube | AD834 |
| Bruce Clarke's Needle Holder | G122 |
| Brush, for Artery Forceps, etc. | G70 |
| „ Endotracheal Tubes | G28 |
| Laryngeal | T391 |
| Mastisol | P606 |
| Brüning's Nasal Septum Forceps | N350 |
| Bryant's Dressing Forceps | G100 |
| Leg Splints | B526 |
| Buck's Extension Apparatus | B530 |
| Osteotomes | B472 |
| Buck's (A) Laryngeal Forceps | T392 |
| Buckley's Rib-Spreader | L425 |
| Buckston Browne's Urethral Bougie | U192 |
| Budin's Flushing Tubes | M279 |
| Bulbar Tracheotomy Tube | AD835 |
| "Bulldog" Artery Forceps | G58 |

B—continued

| Article | Page No. |
|---|-------------|
| Cardiovascular | L449, AD884 |
| Bullet Forceps | G101-2 |
| Burgess' Retractors | G76 |
| Bürker Rulings for Hæmacytometers | C705 |
| Burners, Galvano, Cautey, Heavy Duty | E816 |
| Light Duty | E814 |
| Ophthalmic | E815 |
| Sigmoidoscope | G155 |
| Burns' Bone-Holding Forceps | B454 |
| Bone Plates | AD909 |
| Burrell's Artificial Pneumothorax Apparatus | L410 |
| Lipiodal Syringe | L419 |
| Burrows' (Jackson) Arm Reduction Splint | B518 |
| Knee Joint Retractors | G90, B496 |
| Self-Retaining Retractor | G90, B496 |
| Burrs, Antrum | N364 |
| Mastoid | A331 |
| Skull | V449 |
| Toe | B499 |
| Budin's Laryngotomy Tubes | T388 |
| Mouth Gags | G9 |
| "By-pass" Scissors | G71 |

C

| | |
|--|-------------------|
| Cables, Diathermy | AD865 |
| Cabinets, Formalin | U254 |
| Patients' Record | G708 |
| Cæcal Clamp | G171 |
| Cæsarean Pattern Myomectomy Forceps | M299 |
| Section Hæmostasis Forceps | M261 |
| Cairns' Artery Forceps | G58, V551 |
| Disc Excision Forceps | V545 |
| Gouge Forceps, Skull | V554 |
| Guide for Gigli Type Saws | V550 |
| Pituitary Body Forceps | V562 |
| Scalp Retractors | V557 |
| Ventricular Cannulæ | V559 |
| Calculi, Renal, Forceps | G185-6 |
| Calibrator, Urethral | AD935 |
| Calipers | C673 |
| Breast Reduction | P565 |
| Extension | B511-2 |
| "Ice Tong" | AD914 |
| Post Mortem | PM732 |
| Walking | B523-4 |
| Callander's Approximating Forceps, Skin | G136 |
| Combined Forceps, Kifa Clip | G138 |
| Inserting Forceps, Michel Clip | G137 |
| Tourniquet | G117 |
| Calvert's Fascia Bodkin | M297 |
| Campbell's Cough Protector | AD841 |
| Cystoscope | AD869 |
| Canaliculus Dilator | O636 |
| Knives | O636 |
| Cannon's Endarterectomy Loop-Strippers | AD892 |
| Cannula and Introducer for Foley's Catheters | AD861 |
| Cannulæ and Trocars | G113-4 |
| Antrum | N362 |
| Brain | V559-60 |
| Frontal Sinus | N365 |
| Intravenous | IT745-6, IT748-50 |

Chas. F. Thackray Ltd.

INDEX—continued

C—continued

| Article | Page No. |
|--|-------------------|
| Cannulæ (continued) | |
| Lachrymal | O638 |
| Laryngotomy | T388 |
| Placenta | M262 |
| Tracheotomy | T386-8 |
| Transuterine Insufflation | M276 |
| Ventricular | V559-60 |
| Canny Ryall's Catheter Stopcock .. | U204 |
| Cystoscopic Lithotrite | U238 |
| Drop Regulator | IT744 |
| Metal Bougies | U193 |
| Penile Clamp | U211 |
| Retractors | G84 |
| Urethral Syringes | U210 |
| Whip Bougies | U197 |
| Catheters | U196 |
| Cantor's Intestinal Intubation Tube | S757 |
| Canvas Shoes | S765 |
| Cape, Head | S764 |
| Capener-Neufeld's Intertrochanteric | |
| Nail-Plate | B490 |
| " Driver | B490 |
| " | S764 |
| Caps, E.N.T. | O647-8 |
| Capsule Forceps, Ophthalmic | U226, AD867 |
| " Prostatic | O640 |
| " Knife, Ophthalmic | L447, AD885-6 |
| Cardiac Catheters | AD889 |
| " Adaptors | AD894 |
| " Patches | L447-51, AD885-96 |
| Cardiovascular Instruments | AD885 |
| Needle Holder | L451 |
| Tourniquet | C708 |
| Cards, Patients' Record | L423 |
| Carlens' Bronchspirometry Catheter | G73 |
| Carless' Scissors | G20 |
| Carmalt's Tongue Forceps | V550 |
| Carotid Clamps | B520 |
| Carr's Radius Splints | S779 |
| Carrell's Suture Needles | E820 |
| Carrier for Diathermy Electrodes .. | IT743 |
| Carruthers' Saline Infusion Apparatus | O662 |
| "Cartella" Eye Shades | B494 |
| Cartilage Forceps, Semilunar | PM727 |
| Knives, Post Mortem | B495 |
| " Semilunar | B496-8 |
| Retractors, Semilunar | P567 |
| Scissors, Plastic Surgery | M263 |
| Carton-Cowell's Mucus Catheter .. | D619 |
| Cartridge Dental Syringe | D619 |
| Cartridges, Procaine Solution | G162 |
| Carwardine's Intestinal Clamp | G171 |
| Stomach Clamp | AD895 |
| Case for Vein Strippers | M272-3 |
| Cases, Midwifery | C724-5 |
| Nurses' | G94 |
| Pocket Instrument | C719-23 |
| Surgeons' and Practitioners' | G95 |
| Spirit Proof Instrument | S798-9 |
| " " Syringe | C664 |
| " " Thermometer | C664 |
| Thermometer | O647 |
| Castroviejo's Capsule Forceps | O640-1 |
| Cataract Knives | O641 |
| Needles | AD928 |
| Catgut Surgilar | AD887-8 |
| Catheters, Aortographic | |

C—continued

| Article | Page No. |
|--|----------------------|
| Catheters (continued) | |
| Cardiac | AD885-6 |
| " Adaptors for | AD889 |
| Endotracheal | G25-7 |
| Electrode | AD886 |
| Eustachian | A326 |
| Evacuation | U189 |
| Female | M262, AD862 |
| Gum Elastic | U195-6 |
| Hæmostatic | U199-200 |
| Holder | U195 |
| " Ureteric | U234 |
| Hypospadias | U231, P603 |
| " Introducers | U231, P603 |
| Induction | M265 |
| Introducers for | U200-1, AD862, AD881 |
| Irrigating | U200 |
| Male | U206 |
| Metal | U206 |
| Mounts | U203 |
| Mucus | M263 |
| Nasal | S759 |
| Prostatic | U206 |
| Rubber | U198-202 |
| Self-retaining | U199-202 |
| Spigots, Glass | AD865 |
| Spigots, Wooden | U203 |
| " " Hypospadias | P603 |
| Sterilizer, Formalin | U254 |
| Stopcocks | U203-4 |
| Suprapubic | U201-3, U229, AD861 |
| Ureteric | U234 |
| Urethral | AD862 |
| Washer | U204 |
| Whip | U196 |
| Catlin, Post Mortem | PM727 |
| Cautic Holder | G95 |
| Points | G95 |
| Cautery, Galvano, | |
| Burners, Heavy Duty | E816 |
| " Light Duty | E814 |
| " " Eye | E815 |
| " " Sigmoidoscopy | G155 |
| Cables, Heavy Duty | E815 |
| Light Duty | E814-5 |
| Handles, Pistol Shape, Heavy Duty | E815 |
| " " Light Duty | E815 |
| Cautery and Light Transformers, | |
| Heavy Duty | U233, E817-8 |
| Light Duty | G154, E816-7 |
| Cautery, 'Post' Electric | E810-3 |
| Cement, Latex, for Dermatomes | P578 |
| Centrifuge Tubes | C712, C714 |
| Centrifuges, Electric | C713-4 |
| Hand Driven | C712 |
| Cephalotribe | M269 |
| Cerumen Scoops and Curettes, etc. | A322-3 |
| Cerebro-spinal Manometers | V540, C679 |
| Cervical Biopsy Curette | M304 |
| " Forceps | AD878 |
| " Knife | M305 |
| " Punch Forceps | M306 |
| Dilators | M279-81 |
| Chadborn's Anæsthetic Inhaler | G8 |
| Chain Hooks | PM734 |
| Chalazion (Cyst) Curettes | O638 |

INDEX—continued

C—continued

| Article | Page No. |
|---|-----------|
| Forceps | O646-7 |
| Knife | O646 |
| Chalk's Drop Bottle | O662 |
| Chamberlain's Aneurysm Needle | AD847 |
| Champetier De Ribes' Dilating Bag | M266 |
| Introducing Forceps | M266 |
| Chandler's Lipiodol Trocar | L416 |
| Pneumothorax Needle | L415 |
| Channel, Ear | A316 |
| Charnley's Ancillary Instruments | AD902 |
| Bone-graft Trepine | AD898 |
| Bone-Holding Forceps | B452-3 |
| " Lever (or Elevator) | B458 |
| Cannulated Screw for Guide Wire | AD847 |
| Compression Clamps | AD912-3 |
| " Screw | AD901 |
| Dissecting Forceps G48, G131, AD835 | |
| Hip Arthrodesis Instruments | B486-9 |
| Knee Arthrodesis Clamp | B494 |
| " Joint Retractor | B496 |
| Laminectomy Retractors | V541 |
| "Life-Saver" Screw | AD902 |
| Walking Caliper | B523 |
| Charnley-Jean's Dissecting Forceps | AD835 |
| Charts, Anatomy and Physiology | C717-8 |
| Hygiene and Sanitation | C718 |
| Cheatle's Gall Stone Scoop and Hook | G179 |
| Sterilizer Forceps | G106-7 |
| Cheek Retractors | G77, D609 |
| Chelsea Hospital Pattern Flushing Curette | M285 |
| Hysterectomy Forceps | |
| (Mayo-Ochsner's, | |
| G434, G438) | G63-4 |
| Chest and Lung Instruments L407-51, AD880-5 | |
| Chestpieces for Stethoscopes | C667-8 |
| Chevalier (Jackson's) Battery Box | T394 |
| Biopsy Forceps | L403-5 |
| " " Rectal | G155 |
| Bronchoscopes | T396 |
| Bronchoscopy and Œsophag- | |
| oscopy Forceps | L403-5 |
| Dilators | L406 |
| Foreign Body Forceps | L404 |
| Grasping Forceps | L403 |
| Laryngoscopes | T394-5 |
| Nodule Forceps | L405 |
| Œsophagoscopes | T397 |
| Œsophagoscopy and Broncho- | |
| scopy Forceps | L403-5 |
| Rotation Forceps | L404 |
| Specimen Forceps | L405 |
| Tracheotomy Tubes | T387 |
| Cheyne's (Watson) Dissector Probe | G97 |
| Childe's Approximating Forceps, Skin G48, G136 | |
| Dissecting Forceps | G48 |
| Hernia Director | G142 |
| Michel Clip Forceps | G136 |
| Chinese Twist Silk | S772 |
| Chip Syringe | D610 |
| Chisels, Antrum | A364 |
| Arthrodesis | B475 |
| Arthroplasty | B480 |
| Bone | B474-6 |
| Dental | D611-2 |
| Hare Lip | P598 |
| Knee Joint | B498 |
| Mastoid | A332 |

C—continued

| A | Page No. |
|---|----------------|
| Chisels (continued) | |
| Nasal | N348, P583 |
| Oral Surgery | D611-2 |
| Plastic Surgery | P582 |
| " " Retrograde | P588 |
| Post Mortem | PM728 |
| Sternum | L435 |
| Chloroform | |
| Drop Bottles | G4 |
| Inhalers (Masks) | G8 |
| Cholecystectomy Forceps | G176, AD856 |
| Christie Hospital Vaginal Retractor | AD876 |
| Speculum | AD875 |
| Cilia Forceps | O648 |
| Circumcision Clamp | U212 |
| Forceps | U212 |
| Shield | U211 |
| Cisternal Puncture Needle | V560 |
| Citelli's Antrum Punch Forceps | N352 |
| Mastoid Gouge Forceps | A336 |
| Clamps, Anastamosis | AD884 |
| Aortic, Coarctation | L450-1 |
| " Stenosis | L448 |
| Arterial | AD892 |
| Bone | B456 |
| Bronchus | L441-2 |
| Bulldog | AD884 |
| Cæcum | G171 |
| Caroid | V550 |
| Cholecystectomy | G176, AD856 |
| Coarctation | L450-1 |
| Colectomy | G170, AD850 |
| Compression | AD912-3 |
| Cross-Leg Flap | P574 |
| Cystectomy | AD866 |
| Gastroctomy | G171-3 |
| Hysterectomy | M300-3, AD877 |
| Intestinal | G162-71, AD853 |
| Kidney | AD860 |
| " Pedicle | G183-5 |
| Penile | U211 |
| Phymosis | U212 |
| Portacaval Anastamosis | AD857 |
| Rectal | AD850 |
| Rocker, Irrigation Control | U229 |
| Spinal | AD916 |
| Spur Crushing | AD852 |
| Stomach | G171-3 |
| Suture Needle, Eyeless | P605, S713 |
| Urethrography | U213 |
| Clamping Forceps for Tubing | AD926 |
| Clar's Headmirrors | C698 |
| Clark's Eye Specula | O633 |
| Clark's (J.M.P.) Staple Holder-Driver | B499 |
| Clarke's Inserting and Holding Forceps, | |
| Michel Clip | G138 |
| Clarke's (Bruce) Needle Holder | G122 |
| Clarke's (Jackson) Acetabulum Raspatory | B483 |
| Clausen's Airway | G16 |
| Harness | G7 |
| Clayton's Attachment, Airway | G18 |
| Cleft Palate Aneurysm Needle | P597 |
| Elevators | P595-6 |
| Hooks | P594-5, P597 |
| Knife | P597 |
| Mouth Gag | P592-4 |
| Needle Holder | P572 |

Chas. F. Thackray Ltd.

INDEX—continued

C—continued

| Article | Page No. |
|---|--------------------|
| Cleft Palate (continued) | |
| Raspatories | P595, P597 |
| Suture Needles | P591-2, S778, S785 |
| Cleland's Gastric Tube | AD926 |
| Clerf's Cocaine Spray | L397 |
| Specimen Collector | L398 |
| Cleveland's "Needle" Forceps | G120 |
| Clifford and Wall's Uterine Dilators | M280 |
| Cline's Leg Splint | B526 |
| Clinical Diagnosis Instruments | C664-725 |
| Thermometers | C664 |
| Clips, Leg Splints | B525 |
| Instruments, Skull | V561 |
| " Suture | G135-9 |
| " Sympathectomy | V546 |
| Tubing | S754 |
| Clover's Crutch | U188 |
| Clutton's Bladder Sounds | U191 |
| Urethral Bougies | U192 |
| Coarctation Clamps, Aortic | L450-1 |
| Cobb's Suction Unions | G28 |
| Cocaine Sprays | G30 |
| Cocaine Sprays (new specification) | S760 |
| Laryngeal | L397 |
| "Coldlite" Diagnostic Sets | C693-5 |
| Rectal Dilator | G148 |
| Speculum | G151 |
| Sigmoidoscope | G153 |
| Coectomy Clamps | G170, AD850 |
| Cole's Needle Holder | G123 |
| Collars, "Double Stop" Sutures | U232, P604 |
| Clamping Forceps | U232, P604 |
| Colley's Eye Fixation Forceps | O652 |
| Collingwood Stewart's Hernia Ring Forceps | G142 |
| Knee Joint Retractor | B497 |
| Collin's Pelvimeter | M256 |
| Sterilizer Forceps | G107 |
| Vaginal Retractor | M289 |
| Colon Excision Clamp | AD850 |
| Holding Forceps | AD936 |
| Colostomy Appliance | AD854 |
| Rods | G159 |
| Tubes | G155 |
| Colour Blindness Tests | O623 |
| Colt's Plaster Tubes | B534 |
| Suture Needles | S779 |
| Colwyn Bay Hospital Pattern Intestinal | |
| Holding Forceps | G161 |
| Combined Inserting and | |
| Extracting Forceps, Michel Clip | G138 |
| Holding Forceps, Michel Clip | G138 |
| Comedo Extractor | G102 |
| Common Bile Duct Dilators | G178 |
| Forceps | G177, AD856 |
| Tubes | G181 |
| Composition, Plastic Surgery | P606 |
| Compression Arthrodesis, Knee Clamp | B494 |
| " Hip Instruments | B488-9 |
| Clamps | AD912-3 |
| Forceps, Uterine | M303 |
| Screws | AD901 |
| Compressors, Tonsil | T377 |
| Uterine | M261 |
| Comyns (Berkley's) Abdominal Retractor | G86 |

C—continued

| Article | Page No. |
|--|---------------|
| Hysterectomy Clamps | M300-1 |
| Inserting Forceps, Michel | |
| Clip | G137 |
| Concentric Reamers, Arthroplasty | B479 |
| Conchotome, Nasal | N356 |
| Conjunctival Scissors | O656 |
| Connections, Drip | IT744 |
| Endotracheal Tube | G27-9 |
| Tubing | S754-5 |
| Connell's Harness | G7 |
| Continuous Feed Aneurysm Needle | AD848-9 |
| Contraceptive Pessaries | M312 |
| Control Clamp, Irrigation | U229 |
| Converse's Needle Holder | AD847 |
| Coolidge's Swab Holder | L402 |
| Cooper's Iris Forceps | O650 |
| Cooper Rose's Vaccinator | G105 |
| Cope's (Zachary) Humerus Splint | B519 |
| Intestinal Clamp | G162 |
| Corbould's Tongue Forceps | G20 |
| Cord, Extension | B534 |
| Corneal Magnifier | O660, C686 |
| Scissors | AD922 |
| Splitting Knives | O640 |
| Suture Needles | S783 |
| Suturing Forceps | O649 |
| Cornet's Slide Holding Forceps | PM738 |
| Corner's Catheter Washer | U204 |
| Coronet, Skull | PM733 |
| Corrugated Rubber Drain | S764 |
| Tube, Anæsthetic | G7 |
| Corsets ("Pressoplast") | S766-7 |
| Coryllos' Thoracoscope | L407 |
| Cosbie Ross' Diathermy Hæmostats | AD865 |
| "Railway" Bougies | AD861 |
| Costotome | B432 |
| Cots, Finger | S764 |
| Cotton Wool Holders | A320, D610 |
| Sleeving, for clamps, etc. | AD885 |
| Cough Protector | AD841 |
| Couper's Capsule Forceps | O647 |
| Counting Chambers, Hæmacytometer | C705-6 |
| Cournand's Arterial Needle | AD891 |
| Cardiac Catheters | L447, AD885-6 |
| Electrode | AD886 |
| Electrode Catheter | AD886 |
| Courtenay Yorke Tonsil Compressor | T377 |
| Cowan's Catheter Introducer | AD881 |
| Cowell's Fascia Needles | G141, S779 |
| Cover Glasses, Hæmacytometer | C706 |
| Microscope | PM736 |
| Cradle, "Bristol" Transfusion | IT741 |
| Cradle Splint | B529 |
| Cradles, Bed | B533 |
| Cradles for Urine Drainage Bottles | AD863-4 |
| Crafoord's Coarctation Clamps | L450 |
| Cramer's Finger Splints | B522 |
| Wire Splinting | B534 |
| Cranioclast | M269 |
| Crile's Artery Forceps | G58 |
| Brain Retractors | V557-8 |
| Carotid Clamps | V550 |
| Copper Retractors | G77 |
| Critchett's Pterygium Knife | O640 |
| Croft's Perineum Needles | M309 |
| Crossen's Vento-Suspension Forceps | M298 |

INDEX—continued

| C—continued | | | D—continued | | |
|---|--------------------|----------|--|-------------------|------------|
| | Article | Page No. | | Article | Page No. |
| Cross' Meibomian Cyst Curette | | O638 | | " Syringe | T374 |
| Cross-Leg Clamp | | P574 | Daniel's Resectoscope | | U249 |
| Crotchet and Blunt Hook | | M269 | Dartigues' Retractor | | G90 |
| "Croydonian" Trial Frame | | O626 | Uterus Holding Forceps | | M295 |
| Croup Kettle | | AD880 | Datner's Spinal Needle | | G36 |
| Crushing Clamps, Intestinal | G162-3, G167, G169 | | D'Aubine's (Merle) Acrylic Femur Heads | | B485 |
| Spur | G157-8, AD852 | | Reamer, Femoral Cortex | | B485 |
| Stomach | G172-3 | | Davies' (Lloyd) Artery Forceps | | AD836 |
| Crutches and Crutch Shoes | B538-9 | | Enterotome | | G157 |
| Lithotomy | U188 | | Needle Holder | | AD844 |
| Cubley's Tracheal Forceps | T390 | | Rectal Clamp | | AD850 |
| Tracheotomy Tubes | T386 | | Scissors | | AD838 |
| Cumberbatch's Aural Forceps | A317 | | Shields | | AD849 |
| Cunningham's Penile Clamps | U211 | | Sigmoidoscope | | G152 |
| Cups, Hip Arthroplasty | B482 | | " Tube | | AD851 |
| Curettes, Adenoid | N369-70 | | Davies' (Morrison) Lung Dissecting Forceps | | L445 |
| Aural | A322-3 | | Pneumothorax Needle | | L415 |
| Biopsy, Cervical | M304 | | Rib Approximator | | L430 |
| " Endometrial | M305-6 | | " Raspatories | | L436 |
| Dental | D613 | | Scapula Retractor | | L428 |
| Mastoid | A330 | | Davis-Boyle's Mouth Gags | | G13-4 |
| Meibomian | O638 | | Jacks for | | G15-6 |
| Sigmoidoscope | G156, AD852 | | Davis & Geck Sargaloy Mesh | | S774 |
| Uterine | M284-5 | | Suture Wire | | S773 |
| Currie's (David) Induction Catheter | M265 | | Suture Wire on Needles | | S722 |
| Trocar and Canula, Umbilical | M262 | | Daw's Plaster Spreader | | B514 |
| Tubal Inflation Apparatus | M275 | | Dean's Intravenous Needle | | IT746 |
| Uterine Scissors | AD878 | | Deaver's Retractors | | G77 |
| Vaginal Speculum | AD875 | | Decapitating Hooks | | M270 |
| Currie's (J.P.) Tendon Hammer | C670 | | Decompressor, Intestinal | | AD853 |
| Cusco's Vaginal Specula | M288, AD876 | | "Deedon" Plastic Inhaler | | S763 |
| Cushing's Artery Forceps | V552 | | Dejerine's Percussor | | C670 |
| Brain Retractor | V558 | | De Lee-Hillis' Fœtal Stethoscope | | U255 |
| Disc Excision Forceps | V545 | | Delivery Forceps, Midwifery | | M258-60 |
| Pituitary Body Forceps | V562 | | Prostatic | | U226 |
| Cutbill's Artificial Pneumothorax Apparatus | L412-3 | | De Martel's Guide for Gigli Type Saws | | V550 |
| Cuticle Scissors | G103 | | Intestinal Clamps | | G167 |
| Cutter, Ring | G101 | | Scalp Flap Forceps | | V552 |
| Cutters-Pliers, Wire | B509-10 | | Stomach Clamp | | G172 |
| "Cutting Down" Set | IT745 | | "Denbar" Plastic Aprons | | S764 |
| Cyclodialysis Spatula | O636 | | E.N.T. Caps | | S764 |
| "Cyprane" Nosepiece and Headband | G5 | | Head Cape | | S764 |
| "Trilene" Inhaler | G5 | | Denham's Pins | | AD906 |
| Cyst Curettes, Meibomian | O638 | | Denis Browne's Abdominal Sump | | G175, E832 |
| Forceps, Tarsal | O646-7 | | Artery Forceps | | G57, T375 |
| Knife and Spoon, Tarsal | O646 | | Beads, "Double Stop" Sutures, | | U232, P604 |
| Cystic Duct Forceps | G176, AD856 | | Catheter, Hypospadias | | U231, P603 |
| Cystitomes | O641-2 | | " Introducers, | | U231, P603 |
| Cystoscopes | | | " Spigot | | U231, P603 |
| U236-40, U242, U244, U250-1, AD869-70 | | | Chisel Knife, Hare Lip | | P598 |
| Bulbs, description of | U237 | | Collars, "Double Stop" Sutures, | | U232, P604 |
| Cystoscopic Forceps | U235 | | " Clamping Forceps, | | U232, P604 |
| Lithrotrite | U238 | | "Double Stop" Sutures, | | U232, P604 |
| Cysto-Urethrosopes | U247, U252 | | Ductus Arteriosus Forceps | | L448 |
| Czerny's Retractor | G77 | | Hare Lip Chisel Knife | | P598 |
| | | | " Traction Bows | | P598 |
| | | | Intestinal Holding Forceps, G160-1 | | |
| | | | Needle Catching Forceps | | G130 |
| | | | " Holder | | AD844 |
| | | | Penile Holding Forceps, U232, P604 | | |
| | | | Premaxilla Retaining Bar | | P598 |
| | | | Pyloric Dilating Forceps | | G174 |

D

| | |
|----------------------------------|------|
| Dan McKenzie Aural Probe | A321 |
| " Scoops | A323 |
| Laryngeal Forceps | T392 |
| Nasal Knife | N344 |
| " Probes | N342 |
| " Septum Forceps | N351 |
| Tonsil Needle | T384 |

Chas. F. Thackray Ltd.

INDEX—continued

D—continued

| Article | Page No. |
|-------------------------------------|-------------------------|
| Denis Browne's (continued) | |
| Retractor, Self-Retaining | G89 |
| " Bladder | U219 |
| Scissors | AD838 |
| Suction Tube | G175, E831 |
| Sump, Abdominal | G175, E832 |
| Suture Needles | P591, S778 |
| " Tube Breaking Forceps, | |
| | G133 |
| Talipes Splints | B536 |
| Thyroid Holding Forceps | G109 |
| Tonsil Holding Forceps | T380 |
| Traction Bows, Hare Lip | P598 |
| Denman's Perforator | M271 |
| Dental Artery Forceps | D621 |
| Bone Nibblers | D614 |
| Cavity Syringe | D610 |
| Cheek Retractors | D609 |
| Chisels | D611-2 |
| Curettes | D613 |
| Dressing Forceps | D609, D616 |
| Elevators | D609, D614, D619, AD922 |
| Extraction Forceps | D608, D620-1 |
| File | D615 |
| Instruments | D607-22 |
| Insufflator | D622 |
| Mirrors | D607 |
| Mouth Props | D618 |
| Needle Holder | D617 |
| (Oral Surgery) Instruments | D611-22 |
| Osteotomes | D611 |
| Packing Forceps | D609, D616 |
| Probes | D607, D618 |
| Retractor | D615 |
| Set | D607 |
| Set (Oral Surgery) | D622 |
| Scalpel | D617 |
| Scissors | D615 |
| Scoops | D613 |
| Stitch Scissors | D617 |
| Syringes | D610, D619 |
| Tongue Depressor | D618 |
| Wool Holders | D610 |
| De Pezzer's Catheters | G202 |
| " Introducers | AD862 |
| Suprapubic Trocar | U228 |
| Depressors, Brain | V558 |
| Intestinal | G159-60 |
| Ophthalmic | O638 |
| Tongue | T371-3 |
| Vaginal | M291 |
| Depth Gauge for Bone Screws | B504 |
| De Ribes' (Champetier) Dilating Bag | M266 |
| Introducing Forceps | M266 |
| Dermatograph Pencils | C673 |
| Dermatome, Mechanical | P577-8 |
| " Blades | P578 |
| " Cement | P578 |
| " Brush | P578 |
| Deschamps' Needle, Broad Ligament | M308 |
| Desjardins' Gall Stone Forceps | G177 |
| Probes | G178 |
| Scoops | G179 |
| Renal Calculi Forceps | G185 |
| Desk Model "Anglepoise" Lamps | C701 |
| Sphygmomanometers | C674, C677-8 |

D—continued

| Article | Page No. |
|--|----------------------|
| Desmarres' Entropium Forceps | O654 |
| Eyelid Retractors | O634 |
| Retractors, Plastic Surgery | P570 |
| Detergicide | AD888 |
| "De Vilbiss" Atomizer | S761 |
| Insufflator | S761 |
| De Vilbiss' Skull Cutting Forceps | V556 |
| Devine's "Box Clamp", Rectosigmoid Resection | G163 |
| Enterotome | G157 |
| Scissors | G74 |
| " Prostatic Capsule | U224 |
| De Wecker's Eye Scissors | O656 |
| D & G Atraumatic Needle Sutures | AD929-31 |
| Surgilar Catgut | AD928 |
| Diagnosis Instruments | C664-725 |
| Sets | C681-95 |
| "Diapoint" Hypodermic Needles | E802-3 |
| Diastol Glove Lubricant | AD933 |
| Diathermy Adaptor | AD934 |
| Artery Forceps | G61, U230 |
| Ball Electrodes | E819 |
| Cables | E820, AD865 |
| Carrier | E820 |
| Electrodes | E819 |
| " Bladder | U235 |
| Handles | E820 |
| Hæmostats | AD865 |
| Knife, Electrode | E819 |
| Loops | E819 |
| Machine, "Diatron" | E822-3 |
| " "Endofrex" | E826 |
| " "Endotherm" | E824-5 |
| " "Megafrex" | E825 |
| " "Optitherm" | E826 |
| Needles | E819 |
| Plate Electrodes | E819 |
| "Quiver" | E818 |
| Set | E821 |
| "Diatron" Surgical Diathermy Machine | E822-3 |
| Dieffenbach's Artery Forceps | G58 |
| Cardiovascular | L449 |
| Dieulafoy's Aspirator | G115, L420 |
| Dilating Forceps, Tracheal | T389-90 |
| Dilators, Canalculus | O636 |
| Common Duct | AD857 |
| Common Bile Duct | G178 |
| Rectal | G148 |
| Uterine | U279-81 |
| Vaginal | M282 |
| " Reconstruction | M313 |
| Direct-Flow Aspirator | L421 |
| Blood Transfusion Syringe | S739 |
| Direct Vision Cystoscope | U238 |
| Telescope, for Bronchoscopes | L401 |
| Resectoscope | U253 |
| Directors, General | G97 |
| Hernia | G142 |
| Perineal | U214 |
| Rectal | G147 |
| Disc Excision Forceps | V544-5 |
| Disimpaction Forceps | AD920 |
| Dissecting Forceps, Abdomino-perineal | AD850 |
| Dental | D616 |
| Endothermic | V551 |
| Eye | O651 |
| General | G47-52, AD835, AD850 |
| Lung | L444-5 |

PLASTIC SURGERY AND DENTAL INSTRUMENTS: SEE NEW SECTION AFTER THE INDEX
SEE ALSO SUPPLEMENTARY INDEX ON PAGES XLV AND XLVI

INDEX—continued

D—continued

| <i>Article</i> | <i>Page No.</i> |
|---|-----------------|
| Dissecting Forceps (<i>continued</i>) | |
| Neurosurgical | V551 |
| Plastic Surgery P563-4, AD917 | |
| Post Mortem | PM730 |
| Thyroid | G109 |
| Tonsil | T378-9 |
| Urological | U216 |
| Scissors, Plastic Surgery | P566 |
| " Post Mortem | PM732 |
| Dissection Instruments, Anatomical | PM736-8 |
| Needle | PM737 |
| Scissors | PM738 |
| Seeker | PM737 |
| Set | PM738 |
| Slides and Cover Glasses | PM736 |
| Dissection Instruments, Post Mortem, <i>see</i> Post Mortem | |
| Dissectors, Bone | B461 |
| General | G97-8 |
| Lachrymal | O637 |
| Thyroid | G108-9 |
| Tonsil | T377-8 |
| Distance Test Types | O629-30 |
| Distraction Turnbuckle | B456 |
| "Dominion" Model Sphygmomanometer | C674 |
| Donald's Uterine Flushing Curette | M285 |
| Vulsellum Forceps | M294 |
| Doren's (Van) Cervical Biopsy Forceps | AD878 |
| Dott's (Norman) Dura Mater Scissors | V557 |
| Endothermic Dissecting Forceps | V551 |
| Gouge Forceps, Skull | V554 |
| Mouth Gags | G14, P592 |
| Pituitary Body Forceps | V562 |
| Dotter-Lukas' Catheters | AD887-8 |
| Double-Angle Myringotome | A325 |
| "Double Stop" Sutures | U232, P604 |
| Douches, Eye | O663 |
| Nasal | N366 |
| Syringe, Rectal | S765 |
| " Vaginal | M265 |
| Tray, Ophthalmic | O662 |
| Dowse's Catheters | U201 |
| Doyen's Hysterectomy Clamps | M301 |
| Intestinal Clamps | G163 |
| Mouth Gags | G10 |
| Myoma Screws | M299 |
| Needles on Handles | G120 |
| Retractor | G78-9 |
| Rib Raspatories | L436 |
| Rib Shears | L431 |
| Scissors | G74, M296 |
| Suture Needles | S779 |
| Towel Forceps | G44 |
| Drain, Rubber | S764 |
| Drainage Apparatus | U254, E827-30 |
| Bottles, Urine | AD863-4 |
| Tubes, Gali Bladder | G181 |
| Empyema | L417-8 |
| Suprapubic | U201-2, U205 |
| Tubing | S753 |
| Dressing Forceps, Aural | A317-9 |
| Dental | D616 |
| General | G100 |
| Nasal | N340-1 |
| Uterine | M291-3 |
| Scissors | G71-2 |

D—continued

| <i>Article</i> | <i>Page No.</i> |
|--|------------------------|
| Dressings, Optulic Brand | S768 |
| Drew Smythe's Induction Catheter | M265 |
| Uterine Catheter | M277 |
| Drill and Trephine, Arthrodesis | AD908 |
| Drills, Archimedean, Plastic Surgery | P600 |
| Bone | B505-6 |
| Kirschner's Wire | B505 |
| Mechanical, Bone | B505-6 |
| Morse Type, " | B501A, B506 |
| Skull | V549 |
| Drip Regulators | IT744 |
| Driver/Extractor for Hip Nails | AD903 |
| Drivers, Epiphyseal Staple | B499 |
| Hip Nail | B493 |
| Hip Prosthesis | B487 |
| Screw | B507-8, AD911-2, AD921 |
| Steinmann's Pin | B511-2 |
| Drop Bottle, Anæsthetic | G4 |
| Eye | O662-3 |
| Drop Regulators | S744 |
| Droppers, Ether | G4 |
| Eye | O661 |
| Drum, Trial for Eye Knives | O659 |
| Dry Bobbin Flowmeter, Oxygen | S809 |
| Duckworth's (Dyce) Cilia Forceps | O648 |
| Ductus Arteriosus Clamp | L451 |
| Dissecting Forceps | L448 |
| Dudfield Rose's Artery Forceps | G66, L444, V546 |
| Duncan's Pelvimeter | M257 |
| Dundas-Grant's Mastoid Seeker | A337 |
| Nasal Knife | N344 |
| Tube, Labyrinth Test | A328 |
| "Dundee Pattern" Sterilizer Forceps | G107 |
| Dunhill's Artery Forceps | G59, AD836 |
| Ligature Holder | G133 |
| Dunn's Anæsthetic Syringe | G32 |
| Continuous Flow Valve | G32 |
| Duodenal Tubes | S757-9 |
| Dupuytren's Aneurysm Needle | G96 |
| Duralumin Sheeting, for Splints | B535 |
| Dura Mater Dissecting Forceps | V551 |
| Elevator | V553 |
| Hook (Adson's Nerve, A) | V560 |
| Scissors | V557 |
| Separator | V550 |
| "Duray" Scalpel Blades | G42, P576 |
| Handles | G42, P576 |
| Durham's Dissectors—Raspatories | G98, A334, B461 |
| Retractor | G79 |
| Tracheotomy Tubes | T387 |
| "Dutch Caps" (contraceptive pessaries) | M312 |
| Duval's Dissecting Forceps | G49 |
| Lung Forceps | L446 |
| Tissue Forceps | G54 |
| Dyball's Retractor | G79 |
| Tissue Forceps | G54 |
| Dyce Duckworth's Cilia Forceps | O648 |
| Dynamometer | C673 |
| Dysmenorrhœa Tubes | M282 |

E

| | |
|----------------------|---------|
| Ear Curettes | A322-3 |
| Forceps | A317-9 |
| Hooks | A322-3 |
| Instruments | A314-29 |

Chas. F. Thackray Ltd.

INDEX—continued

E—continued

| Article | Page No. |
|---|----------------------|
| Ear (continued) | |
| Knives (Myringotomes) | A324-5 |
| Loops | A321-3 |
| Microscope | C692 |
| Probes | A320-1 |
| Scoops | A323 |
| Snare | A325 |
| Specula | A314 |
| " Auriscopes | |
| C682-5, C687-8, C690-1, C693 | |
| Syringes | A315-6 |
| Tank | A316 |
| Eartips for Stethoscopes | C668 |
| East Grinstead Pattern Tongue Blades | P592 |
| Scissors | AD917 |
| Eccentric Reamer, Arthroplasty | B479 |
| Eckhoff's Bone Cutting Forceps | P588 |
| Eden's Hysterectomy Clamp | M301 |
| Edwards' Arterial Grafts | AD893 |
| Intra-cardiac Patches | AD894 |
| Edwards' (Peter) Artificial Pneumothorax Apparatus | L412-3 |
| Pneumothorax Needles | L415 |
| Edwards' (Ronald) Hilum Dissecting Forceps | L445 |
| Rib Raspatory | AD883 |
| " Shears | L431-2 |
| " Spreaders | L425-6 |
| Scapula Retractor | L429 |
| Edwards' (Tudor) Empyema Tubes | L418 |
| Empyema Drainage Apparatus | L424 |
| Lung Artery Forceps | L443 |
| Oxygen "Spectacles" | S808 |
| Rib Raspatory (or Hook) | L437 |
| " Spreaders | L426-7 |
| Scapula Retractor | L429 |
| E.G.A.R.T. Pattern Tongue Blades | P592 |
| Eggers' Bone Plates | B503 |
| Egg-shaped Ligature Holders | G134 |
| Egyptian Army Pattern Bullet Forceps | G101 |
| Egyptian Pattern Phymosis Clamp | U212 |
| Einhorn's Duodenal Analysis Tube | S757 |
| Gastric Analysis Tube | S757 |
| Ejectors, Vaccine | G105 |
| Elbow Splint | B521 |
| Electrically Operated Instruments, <i>see under name of article</i> | |
| Electro-Surgical and Suction Apparatus | E810-33 |
| Electrode, Cardiac | AD886 |
| Catheter | AD886 |
| Electrodes, Diathermy | U235, E819 |
| Cable | E820 |
| Handle, Diathermy | E820 |
| Carrier | E820 |
| Set | E821 |
| Electrotome, Prostatic | U246 |
| Elephant Ear Sponges | P606 |
| Elevators, Bone | P458-60 |
| Dental | D609, D619, AD922 |
| Dura Mater | V553 |
| Femoral Neck | B487 |
| Malar | P600-1 |
| Nasal | N342, N348, P587-8 |
| Pericranial | V553 |
| Periosteal | B458-60, D614 |
| Plastic Surgery | P587-8, P596, P600-1 |
| Septum, Nasal | N348 |

E—continued

| Article | Page No. |
|---|---------------|
| Elevators (continued) | |
| Skull | V553-4 |
| Ellik's Evacuator | U190 |
| Elliot's Sclerectomy Trephines and Chuck | O639 |
| Emergency Bronchoscope | G31 |
| Embryotomy Scissors | M271 |
| Empyema Drainage Apparatus | L424, E830 |
| Trocars | L417 |
| Tubes | L417-8 |
| Endarterectomy Loop-Strippers | AD892 |
| Endobronchial Suction Catheter | G31 |
| "Endofrex" Surgical Diathermy Machine | E826 |
| Endometrial Biopsy Curettes | M305-6 |
| "Endotherm" Surgical Diathermy Machine | E824-5 |
| Endothermic Dissecting Forceps | V551 |
| Endotracheal Tubes | G25-7 |
| Brushes | G28 |
| Connections | G27-9 |
| Forceps | G24 |
| Head Harness | G29 |
| Mounts | G29 |
| Unions | G27-9 |
| Mouth Tubes | G26 |
| Enema Syringe | S765 |
| Engel's Plaster Saw | B513 |
| English and French Catheter Gauge | U194 |
| E.N.T. Caps | S764 |
| Diagnostic Sets | C682-95 |
| Headlamps and Mirrors | C696-9 |
| Instruments | A314-T393 |
| Lamps, Examination | C703-4 |
| Enterotomes | G157-8, AD853 |
| Entropium Forceps | O654 |
| Enucleation Spatula | O655 |
| Enucleators, Gland | G108-9 |
| Tonsil | T377-8 |
| Epilation Forceps | G102 |
| Epiphyseal Staples | B499 |
| Driver | B499 |
| Episiotomy Scissors | M266 |
| Eric Lloyd's Plaster Spreaders | B515 |
| Eserine Drop Bottle | O663 |
| Esmarch's Leg Bandage | G1:7 |
| Plaster Knife | B513 |
| Tourniquet | G117 |
| Ether Drop Bottles | G4 |
| Dropper | G4 |
| Inhalers | G8 |
| Vaporiser, "Trilene" | G5 |
| Eustachian Catheters and Tube | A326 |
| Evacuators, Bladder | U189-90 |
| Evacuation Catheters, Bladder | U189 |
| Mucus | M263 |
| Evans' (Frankis) Intestinal Tube | S757 |
| Intravenous Needle | IT747 |
| Evans' (Jameson) Cilia Forceps | O648 |
| Eve's Tonsil Snare | T383 |
| Everard Williams Barium Syringe | M277 |
| Everidge's Light and Suction Tube | U223, L409 |
| Examination Lamps | C701-4 |
| Excision Clamp, Rectal or Colon | AD850 |
| Scissors, Eye | O657 |
| Exner's Rib Shears | L432 |
| Exploring Trocars and Cannulae | G114 |
| Exploring and Intranuscular Injection Needles | S801-4 |

INDEX—continued

E—continued

| <i>Article</i> | <i>Page No.</i> |
|--------------------------------------|-----------------|
| Extension Apparatus | B527, B530-1 |
| Calipers | B511-3 |
| Cord | B534 |
| Pulley Wheels | B534 |
| Shot | B534 |
| Stirrups | B511-3 |
| Weights | B534 |
| Wires | B512 |
| Extracting Forceps, Kifa Clips | G138 |
| Michel's Clips | G139 |
| Extraction Forceps, Dental | D608, D620-1 |
| Extractor, Comedo | G102 |
| Driver for Hip Nails | AD903 |
| Femoral Head | B486 |
| Gräfenberg Ring | M313 |
| Guide Wire | B493 |
| Hip Nail | B493 |
| Küntschler's Nail | B501 |
| Osteochondritis Nails | AD907-8 |
| Staples | B499 |
| Steinmann's Pin | B511-2 |
| Eye Artery Forceps | O658-9 |
| Douches | O663 |
| Droppers | O661 |
| Galvano-Cautery Burners | S815 |
| " " " Handle | S814 |
| Instruments | O623-63 |
| Irrigators | O663 |
| Magnet | O654 |
| Needle Holders | O655-6 |
| Retractors | O633-5 |
| Rods | O661 |
| Scissors | O656-8 |
| Shades | O662 |
| Specula | O633-4 |
| Spuds | O642-3 |
| Suture Needles | S780 |
| Suture Needles, Eyeless | S792 |
| Eyeless Suture Needles | S792-3 |
| Plastic Surgery | P605 |
| Clamping Forceps | P605, S793 |
| Eyelid Retractors | O633-5 |

F

| | |
|--|------------------|
| Face Masks, Anæsthetic | G8 |
| Facepieces, Anæsthetic | G7 |
| Face Shields, E.N.T. | C699 |
| Facial Nerve Protector (Stæke's Guide) | A337 |
| Fagge's Aural Forceps | A318 |
| Bone Lever | B458 |
| Tissue Forceps | G54 |
| Towel Forceps | G44 |
| Fairbank's Menisectomy Knives | B495 |
| Fallopian Tube Apparatus | M274-8 |
| False Membrane Forceps | T390 |
| Farabeuf's Retractors | G79 |
| Rugines | B461-2, P585 |
| Farquharson's Intravenous Infusion Apparatus | IT740 |
| Fascia Bodkin, Urethral Sling | M297 |
| Cutter | G140, P599-600 |
| Introducer, Urethral Sling | M297 |
| Lata Needles | G140-1, P599 |
| Strippers | G140, P599-600 |
| Suture Needles | G141, S779, S781 |

F—continued

| <i>Article</i> | <i>Page No.</i> |
|--|-----------------|
| Fasciatomes | G140, P599-600 |
| Faure's Artery Forceps | G59, M300 |
| "Featherweight" Artery Forceps, Ophthalmic | O658 |
| Felt for Splints | B535 |
| Teflon | AD894 |
| Female Catheters | M262, AD862 |
| Sounds, Bladder | U191-2 |
| Syringes | M264 |
| Femoral Cortex Perforator | B486 |
| " Reamers | B486-7 |
| Head Extractor | B486 |
| " Prostheses | B484-5 |
| Hernia Needles | S779 |
| Nailing, Hip, Instruments | B490-3 |
| " Intramedullary | B501 |
| Neck Fracture Instruments | B490-3 |
| Neck Retractor | B487 |
| Splints | B522-4 |
| Fenger's Gall Stone Probe | G178 |
| Fenton's Uterine Dilators | M280 |
| Fergusson's (Haig) Midwifery Forceps | M258 |
| Fergusson's Bladder Sound | U191 |
| " Growth Forceps | AD867 |
| Bone Holding Forceps | B457 |
| Gouge Forceps | B468, V554 |
| Hæmorrhoidal Scissors | G148 |
| Lion Forceps | B457 |
| Mouth Gags | G11 |
| Papilloma Forceps | AD867 |
| Scissors | G148 |
| Staffs | U191 |
| Suture Needles | S780 |
| Vaginal Speculum | M288 |
| Ferris Smith's Punch Forceps for Disc Excision | V544 |
| Sphenoidal Punch Forceps | N358 |
| Files, Bone | B468 |
| Oral Surgery | D615 |
| Plastic Surgery | P587 |
| Filiform Bougies | AD861 |
| Filigrees, Hernia | G143 |
| Filling Cannulæ for Syringes | S807 |
| Finch's Rectal or Colon Excision Clamp | AD850 |
| Fine Adjustment Valves, Oxygen | S809 |
| Finger Bone-Cutters | B466 |
| Chisels | B476 |
| Cots | S764 |
| Extension Pins | B512 |
| Knife | G41 |
| Osteotomes | B472 |
| Saws | B464 |
| Splints | B521-2 |
| Stalls | S764 |
| Finlayson's Braided Nylon | S771 |
| Finocchio's Rib-Spreaders (modified) | L425 |
| Tourniquet | G117 |
| Finsterer's Splanchnic Needle | G37 |
| Fish-Hook Shape Suture Needles | S786 |
| Fistula Suture Needles | S781 |
| Directors | G147 |
| Fitton's Drill & Trephine | AD908 |
| Fixation Forceps, Ophthalmic | O651-3 |
| Flatus or Rectal Tubes | S756 |
| Fleming's Fixed-Head Auriscope | C682 |
| Flexible Tourniquet, Cardiovascular | L451 |
| Flexion Pieces for Femur Splints | B524-5 |

PLASTIC SURGERY AND DENTAL INSTRUMENTS: SEE NEW SECTION AFTER THE INDEX
SEE ALSO SUPPLEMENTARY INDEX ON PAGES XLV AND XLVI

Chas. F. Thackray Ltd.

INDEX—continued

F—continued

| Article | Page No. |
|---------------------------------------|------------------|
| Floor Model Examination Lamps | .. C702-3 |
| Sphygmomanometer | C676, C678 |
| Floss, Silk | S772 |
| Flowmeters, Oxygen | S809 |
| Flushing Uterine Curettes | M285 |
| Tubes | M278-9 |
| Foetal Heart Stethoscopes | M255 |
| Foley's Self-Retaining Catheters | U199-200, AD861 |
| Force's (La) Adenotomes | N369 |
| Forceps, Abdomino-perineal Dissecting | .. AD850 |
| Adenoid | N368 |
| Adrenalectomy | AD858 |
| Advancement (Strabismus) | O646 |
| Antrum and Nasal Punch | N352-8 |
| Artery, Cardiovascular | L449 |
| Dental | D621 |
| Diathermy | G61, U230 |
| General | G57-70, AD836-7 |
| Lung | L443-4 |
| Neurosurgical | V551-2 |
| Ophthalmic | O658-9 |
| Plastic Surgery | P564-5 |
| Sympathectomy | V546 |
| Thyroid | G110 |
| Tonsil | T375-6 |
| Aural | A317-9, A322 |
| Avulsion, Nasal | N349-50 |
| Axis Traction | M258-60 |
| Biopsy, Bladder | U243 |
| Cervical | M306 |
| Rectal | G155-6, AD839 |
| Vaginal | M306 |
| Bladder, Dissecting | U216 |
| Growth | AD867 |
| Bone Crumbling | AD897 |
| Cutting | B465-7 |
| Nasal Hump | P588 |
| Plastic Surgery, | P588, P590, P602 |
| Gouge | B467-8 |
| Dental | D614 |
| Plastic Surgery | P590, P602 |
| Skull | V544-6 |
| Graft | B454 |
| Holding | B452-5, B457 |
| Facial | P590 |
| Plastic Surgery | P601-2 |
| Bowl | G107 |
| Breast Reduction | P565 |
| Broad Ligament | M300-3 |
| Bronchoscopy and Oesophagoscopy | L403-5, AD881-2 |
| Bronchus | L441-2 |
| Bullet | G101-2 |
| Capsule, Ophthalmic | O647-8 |
| Prostatic | U226, AD867 |
| Carotid | V550 |
| Cartilage, Semilunar Holding | B494 |
| Catheter Introducing, Endotracheal | G24 |
| Uterine | M278 |
| Cervical Biopsy | AD878 |
| Chalazion (Cyst) | O646-7 |
| Cholecystectomy | G176, AD856 |
| Cilia | O648 |
| Circumcision | U212 |

F—continued

| Article | Page No. |
|---|--------------|
| Forceps (continued) | |
| Clamping, Eyeless Needles | P605, S793 |
| "Double Stop" Sutures | U232, P604 |
| Clamping for I.R. Tubing | AD926 |
| Clip, Michel and Kifa | G136-9 |
| Skull | V561 |
| Sympathectomy | V546 |
| Coarctation | L450-1 |
| Colectomy | G170 |
| Collar Crushing, "Double Stop" Sutures | U232, P604 |
| Colon Holding | AD936 |
| Common Duct | AD856 |
| Compression, Uterine | M303 |
| Conjunctival Suturing | O649 |
| Cranial, <i>see</i> Skull | |
| Craniotomy | M268 |
| Cystic Duct | G176 |
| Cystoscopic | U235 |
| Delivery, Obstetric | M258-60 |
| Prostatic | U226 |
| Dental, Artery | P621 |
| Dressing | D616 |
| Extraction | D608, D620-1 |
| Gouge | D614 |
| Diathermy, Artery | G61, U230 |
| Disc, Vertebral, Excision | V554-5 |
| Dissecting, Dental | D616 |
| Ductus, Arteriosus | L448 |
| Eye | O651 |
| General G47-52, AD835, AD850 | |
| Hilum | L445 |
| Lung | L444-5 |
| Plastic Surgery P563-4, AD917 | |
| Post Mortem and Dissection | PM730, PM737 |
| Tonsil | T378-9 |
| Urological | U216 |
| Dressing, Aural | A317-9 |
| Dental | D616 |
| General | G100 |
| Nasal | N340-1 |
| Uterine | M291-3 |
| Dural | V551 |
| Endothermic | V551 |
| Entropium | O654 |
| Epilation | G102 |
| Ethmoidal, Antrum and Sinus Punch | N352-8 |
| False Membrane | T390 |
| Fascia, Urethral Sling | M297 |
| Fixation, Eye | O651-3 |
| Frontal Sinus and Antrum, <i>see</i> Antrum | |
| Gall Bladder Holding | G177 |
| Stone | G177, AD856 |
| Gland Dissecting | G109 |
| Holding | G109-10 |
| Gouge, Bone | B467-8 |
| Dental | D614 |
| Mastoid | A336-7 |
| Plastic Surgery | P590, P602 |
| Skull | V554-6 |
| Hæmorrhoidal | G147 |
| Hæmostasis | AD874 |
| Hæmostasis, <i>see</i> Artery | |
| Hernia | G142-3 |

PLASTIC SURGERY AND DENTAL INSTRUMENTS: SEE NEW SECTION AFTER THE INDEX
SEE ALSO SUPPLEMENTARY INDEX ON PAGES XLV AND XLVI

INDEX—continued

F—continued

| Article | Page No. |
|---|---------------------|
| Forceps (continued) | |
| Hilum Dissecting | L445 |
| Hysterectomy | AD877 |
| (Clamps) | M300-3 |
| Intestinal (Clamps) | G162-71 |
| Holding | G160-1 |
| Intracapsular, Eye | O647-8 |
| Introducing, de Ribe's Bag | M266 |
| Endotracheal Tube | G24 |
| Laminaria Tent | M282 |
| Pessary | M311 |
| Vitreous Globe | O655 |
| Iris | O649-51 |
| Kidney Pedicle | G183-5 |
| Stone | G185-6 |
| Kifa Clip | G136, G138 |
| Laminaria Tent | M282 |
| Laminectomy | V547 |
| Laryngeal | T391-2 |
| Laryngotomy | T389 |
| Ligature Holding | G131-2, U218, AD835 |
| "Needle" | G120 |
| Lion | B457 |
| Lithotomy | U190 |
| Lung Adhesion | L445 |
| Artery | L443-4 |
| Tissue | L446 |
| Mastoid Gouge | A336-7 |
| Maxillary Disimpaction | AD920 |
| Meibomian, see Tarsal Cyst | |
| Membrane, Tracheal | T390 |
| Michel and Kifa Clip | G136-9 |
| Microscope Slide Holding | PM738 |
| Microscopical, see Post Mortem | |
| Midwifery | M258-60 |
| Nasal and Antrum Punch | N352-8 |
| Cutting | N357-8 |
| Dressing | N340-1 |
| Polypi | N360 |
| Septum | N349-52, P589 |
| Necrosis | B457 |
| Plastic Surgery | P601 |
| Needle "Gatching" | G131 |
| Clamping | P605 |
| Needle and Syringe Holding | G131, AD842 |
| Nibbling, see Gouge | |
| Obstetrical, Delivery | M258-60 |
| Oesophagoscopy and Bronchoscopy | L403-5 |
| Ovum | M266-8 |
| Packing, Dental | D609 |
| Uterine | M291-3 |
| Papilloma | AD867 |
| Patella | B452-3, B455 |
| Penile Holding | U232, P604 |
| Peritoneum, see Tissue | |
| Pessary Introducing | M311 |
| Pituitary Body | V562 |
| Phymosis | U212 |
| Placenta Praevia | M261 |
| Plaster Bending | B514 |
| Spreading | B514 |
| Plate Holding, Bone | B504 |
| Pneumonectomy | L445 |
| Polypi, Nasal | N630 |
| Prostatic Capsule | U226, AD867 |
| Delivery | U226 |
| Vulsellum | U226 |

F—continued

| Article | Page No. |
|--|---------------------|
| Forceps (continued) | |
| Punch, Nasal, Sinus and Antrum | N352-7 |
| Pylorus Dilating | G174 |
| Rectal Biopsy | G155-6, AD852 |
| Excision | AD850 |
| Renal Artery | G187 |
| Calculi | G185-6 |
| Ring, Uterine | M304 |
| Rongeur, see Gouge | |
| Scalp Clip | V361 |
| Flap | V552-3 |
| Screw Holding | B504 |
| Semilunar Cartilage | B494 |
| Septum, Nasal | N349-52, P589 |
| Sequestrum, see Necrosis | |
| Sigmoidoscope | G155-6, AD839 |
| Sinus | G100-1, P589 |
| Skin Approximation | G136-7 |
| Skull Cutting | V554-6 |
| Sphenoidal Punch | N356, N358 |
| Splinter | G102 |
| Sponge Holding | G99-100 |
| Sterilizer | G106-8 |
| Stomach (Clamps) | G171-3 |
| Strabismus | O646 |
| Suture, Eye | O648-9 |
| Holding | G131-2, U218, AD835 |
| Tube Breaking | G133 |
| Swab Holding | AD867 |
| Sympathectomy, Artery | V546 |
| Clip | V546 |
| Tarsal Cyst | O646-7 |
| Teat Application | AD873 |
| Tendon Transplantation | B499 |
| Tunnelling | AD899 |
| Tetra Towel | G46 |
| Thyroid Artery | G110 |
| Dissecting | G109 |
| Holding | G109-10 |
| Tissue | G53-6, AD836, AD866 |
| Tongue | G20-1 |
| Tonsil Artery | T375-6 |
| Dissecting | T378-9 |
| Holding | T379-82 |
| Towel | G44-6 |
| Tracheal Dilating | T389-90 |
| Trachoma | O647 |
| Ureter Holding | G187, M298 |
| Urethra Holding | M297 |
| Urethral, Crocodile | U213 |
| Uterine Artery | M300 |
| Dressing | M291-3 |
| Vulsellum | M294-5 |
| Uterus Holding | M295 |
| Ventro-suspension | M298 |
| Vulsellum Prostatic | U226 |
| Tonsil | T379-82 |
| Uterine | M294-5 |
| Foreign Body Gouges, Eye | O642 |
| Needles, | O642-3 |
| Spuds, | O642-3 |
| Forehead Lamps and Mirrors | C696-9 |
| Forks, Tuning | A329 |
| Formalin Sterilizer | U254 |
| Tablets | U254, U195 |
| Tube | U195 |

PLASTIC SURGERY AND DENTAL INSTRUMENTS: SEE NEW SECTION AFTER THE INDEX
SEE ALSO SUPPLEMENTARY INDEX ON PAGES XLV AND XLVI

Chas. F. Thackray Ltd.

INDEX—continued

F—continued

| Article | Page No. |
|--|------------|
| Forrester's Adaptor | G31, IT747 |
| Foster-Ballenger's Nasal Septum Forceps | N350 |
| Foster's (J) Drop Bottle, Ophthalmic | O663 |
| Eyelid Retractor | O635 |
| Needle Holder and Scissors | O655 |
| Trays, Ophthalmic Instruments | O643 |
| Foulis' Tourniquet | G118 |
| "Fourway" Bed Block | B534 |
| Fractional Gastric Analysis Tubes | S759 |
| Fracture Boards | B531 |
| Instrument Set | B500 |
| Frames, Bed | B532-3 |
| Body Abduction | B517, B524 |
| Traction | B527-9 |
| Franke's Blood Lancet | G105 |
| Fränkel's Tongue Depressor | T372 |
| Frankis Evans Intestinal Tube | S757 |
| Intravenous Needle | IT747 |
| Fraser-Kelly's Artery Forceps | G59, AD836 |
| Frazier's Brain Retractors | V558 |
| " Suction Tube | V559 |
| Laminectomy Retractor | V541 |
| Freer's Nasal Septum Set | N348 |
| Freedman's Biopsy Set | G182 |
| French's Intravenous Needles | IT747 |
| French and English Catheter Gauge | U194 |
| French Pattern Chisels | P583 |
| Dressing Forceps | G100 |
| Invalid Crutch | B538 |
| Osteotomes | B472, P582 |
| Freyer's Drainage Tubes | U205 |
| Evacuator | U189 |
| Fritschi's Tendon Tunnelling Forceps | AD899 |
| Frontal Sinus and Antrum Burrs | N364 |
| " " Bougies | N364 |
| " " Cannula | N365 |
| " " Probes | N364-5 |
| " " Punch Forceps, <i>see</i> Antrum and Nasal | N365 |
| " " Rasp | N365 |
| " " Syringe | N368 |
| " " Transillumination | N367 |
| Frohse's Anatomy and Physiology Wall Charts | C717-8 |
| Fry's (Kelsey) Bone Awls for Wire | P591 |
| Fuchs-Rosenthal Rulings for Hæmocytometers | C705 |
| Fuller's Tracheotomy Tubes | T387 |
| Fullerton's Ureter Holding Forceps | G187 |
| Furlong's Tendon Strippers | P599 |
| Furniss' Intestinal Clamps | G164 |

G

| | |
|---|---------------|
| Gabarro's Skin Graft Board | P575 |
| Gabriel's Hæmorrhoidal Syringes | G145 |
| Rectal Dilator | G148 |
| " Specula | G149 |
| Gags, Mouth | G9-14, P592-4 |
| Jacks | G15-6 |
| Plastic Surgery | P592-4 |
| Galabin's Decapitating Hook | M270 |
| Ligature Holding Forceps | G131 |
| Uterine Sound | M283 |

G—continued

| Article | Page No |
|---|------------------|
| Galbraith's Kidney Pedicle Clamp | G183 |
| Gall Bladder Dilator | G178, AD857 |
| Drainage Tubes | G181 |
| " Tubing | S753 |
| Forceps | G176, AD856 |
| Holding Forceps | G177 |
| Instruments | G176-81, AD856-7 |
| Retractor | G180 |
| Tray | G180 |
| Trocar | G181 |
| Spoon | G180 |
| Stone Forceps | G177 |
| Probes, Scoops and Hooks | G178-9 |
| Galleries for Kifa Clips | G136 |
| Michel Clips | G136 |
| Gallie's Fascia Needles | G141, S781 |
| Galvano-Cautery Burners, | |
| Heavy Duty | E816 |
| Light Duty | E814 |
| " " for Eye Work | E815 |
| " " Sigmoidoscope | G155 |
| Cables, Heavy Duty | E815 |
| " Light Duty | E814 |
| Handles, Light Duty | E814 |
| " Pistol Shape, Heavy Duty | E815 |
| " " Light Duty | E815 |
| Galvano-Cautery and Light Transformers, | |
| Heavy Duty | U233, E817-8 |
| Light Duty | G154, E816-7 |
| Gardiner Browne's Aural Hook and Loop | A322 |
| Poltzerisation Apparatus | A327 |
| Tuning Forks | A329 |
| Gardner's (Bellamy) Ether Dropper | G2 |
| Gas Bags, Anæsthetic | G6 |
| Gastrectomy Clamps | G171-3 |
| Gastric Analysis Tubes | S757, S759 |
| Aspiration Tube | AD926 |
| Gastro-Duodenal Tubes | S758 |
| Gastro-Enterostomy Clamps | G167, G172 |
| Tubes | S757 |
| Gastro-Intestinal Tubes | S757-9 |
| Gate Pattern Tubing Clip | S754 |
| Gauges | |
| Depth, Bone Screw | B504 |
| Injection Needles | S801 |
| Gauntlets, Obstetrical | S764 |
| Gauvain's Aspirator | G116, L421 |
| Gauze, Optulle Brand Dressings | S768-9 |
| Gazer's Diathermy Adaptor | AD934 |
| Geary Grant's Cholecystectomy Forceps | G176 |
| Geiringer's Urethroscope | U241 |
| Gelpi's Retractor | G90, M290 |
| General Operation Instruments | G1-187 |
| Genito-Urological Instruments | U188-254 |
| Gerster's Distraction Turnbuckle | B456 |
| Gervis' Uterine Curette | M284 |
| " Vaginal Depressor | M291 |
| Gibbon's Catheter | AD862 |
| " Urine Bag | AD862 |
| Gibson's Flushing Tube | M279 |
| " Mucus Catheter | M263 |
| Gigli's (Modified) Skull Saws | V550 |
| " Guide | V550 |
| Gilhespy's Antrum Harpoons | N363 |
| Gillett's (Scott) Knife | T377 |

INDEX—continued

G—continued

| | Article | Page No. |
|--------------------------------------|-----------------|----------|
| Gillies' Anæsthetic Syringe .. | G33, P582 | |
| Calipers, Breast Reduction .. | P565 | |
| Dissecting Forceps .. | G49, P563, D616 | |
| Scissors and Needle Holder .. | G74, P567 | |
| Skin Hooks .. | P569, AD918 | |
| Gilmour's Catheter Introducer .. | AD862 | |
| Gimson's Bone Marrow Set .. | IT751 | |
| Glabella Rasp .. | P587 | |
| Gland, <i>see</i> Goitre or Thyroid | | |
| "Glasgow Pattern" Gouge Forceps .. | A336, D614 | |
| Glasses, Cover, Hæmocytometer .. | C706 | |
| " Microscope .. | PM736 | |
| Magnifying .. | O660 | |
| Pulse .. | C665 | |
| Gleadhill's Laminectomy Retractor .. | V542 | |
| Glegg's Aural Snare .. | A325 | |
| Nasal Snare .. | N361 | |
| Glisson's Sling .. | B536 | |
| Globes, Artificial, Vitreous .. | O655 | |
| Glove Lubricant .. | AD933 | |
| Gloves, Post Mortem .. | S764 | |
| Surgeons' .. | S764 | |
| Gluck's Eye Shades .. | O662 | |
| Glycerine Syringes .. | M264, M277 | |
| Godwin's Tourniquet .. | G118 | |
| Goitre Instruments .. | G108-12 | |
| Gold Plated Suture Needles .. | S792 | |
| "Wishbone" Pessary .. | M312 | |
| "Golden Square" Aural Forceps .. | A319 | |
| Goligher's Abdominal Retractor .. | AD839 | |
| Rectal Speculum .. | AD851 | |
| Goloshes .. | S765 | |
| Goniometers .. | B516, AD914 | |
| Gooch's Splinting .. | B535 | |
| Goodale-Lubin's Cardiac Catheter .. | AD886 | |
| G.O.S. Scalp Vein Needles .. | AD925 | |
| Gordh's Intravenous Needle .. | G31, IT747 | |
| Gordon's Endotracheal Flanges .. | G29 | |
| Gorget for Wheelhouse's Operation .. | U214 | |
| Gosser's Modified Retractor .. | AD840 | |
| Gosser's Retractors .. | G91 | |
| Gottstein's Adenoid Curettes .. | N370 | |
| Gouges, Arthrodesis .. | B477 | |
| Arthroplasty .. | B480, B483 | |
| Bone .. | B476-7 | |
| Dental .. | D611-2 | |
| Eye .. | O642 | |
| Mastoid .. | A333-4, AD879 | |
| Nasal .. | N349 | |
| Gouge Forceps, Bone .. | B467-8 | |
| Dental .. | D614 | |
| Mastoid .. | A336-7 | |
| Nasal Septum .. | N351 | |
| Skull .. | V554-6 | |
| Gough's Artery Forceps .. | G60 | |
| Graddy's Trachoma Forceps .. | O647 | |
| Graefe's Cataract Knives .. | O640 | |
| Cystitome .. | O641 | |
| Fixation Forceps .. | O653 | |
| Iris Forceps .. | O650 | |
| Strabismus Hooks .. | O646 | |
| Graeme Anderson's Rectal Speculum .. | G148 | |
| Gräfenberg Rings .. | M313 | |
| Extractor .. | M313 | |
| Introducer .. | M313 | |

G—continued

| | Article | Page No. |
|--|---------|------------|
| Graft, Bone-Holding Forceps .. | | B454 |
| Skin, <i>see</i> Skin Graft | | |
| Grafts, Arterial .. | | AD893 |
| Graham's Kidney Stone Locator .. | | AD859 |
| Pocket Urinal .. | | AD873 |
| Grant's (Dundas) Mastoid Seeker .. | | A337 |
| Nasal Knife .. | | N344 |
| Tube, Labyrinth Test .. | | A328 |
| Grant's (Geary) Cholecystectomy Forceps .. | | G176 |
| Graves' Vein Stripper .. | | AD894-5 |
| Gray's Cholecystectomy Forceps .. | | G176 |
| Mastoid Gouge .. | | AD879 |
| Suction Pump .. | | E831 |
| Green-Armytage's Casarean Section Forceps .. | | M261 |
| Salpingography Syringe .. | | M277 |
| Green's (Leedham) Dissecting Forceps .. | | G50 |
| Green's (Stanley) Aural Forceps .. | | A317 |
| Greene's Tarsal Cyst Forceps .. | | O647 |
| Greenfield's Manometer Sterilizing Tubes .. | | AD843 |
| Spinal Manometers .. | | V540, C679 |
| Needles .. | | V540, C679 |
| Greenhalgh's Ovum Forceps .. | | M267 |
| Grey Turner's Artery Forceps .. | | G67-8 |
| Grey-Wedge Photometer .. | | C711 |
| Griffin's Tonsil Scissors .. | | T382 |
| Gross' Crushing Clamps .. | | AD852 |
| Groves' (Hey) Bone-Holding Forceps .. | | B454 |
| Direction Guide .. | | B492 |
| Measure, Direction Guide .. | | B492 |
| Wire Tightener-Twister .. | | B509 |
| Gruber's Aural Specula .. | | A314 |
| Grünwald's Nasal Punch Forceps .. | | N353-6 |
| Guard-Shields for Parker-Kerr's Clamps .. | | AD849 |
| Guedel Type Airway .. | | G16 |
| Guedel's Laryngoscope .. | | G22 |
| Guest's Intravenous Needles .. | | IT748 |
| Guide for Gigli's Saws .. | | V550 |
| " Hip Nails .. | | B492 |
| " Wire .. | | B509 |
| Pin, Intramedullary Nailing .. | | B501 |
| Wires, Hip Nail .. | | B492 |
| Guillotines, Tonsil .. | | T384-5 |
| Guthrie Smith's Goniometer .. | | B516 |
| Guy's Hospital Pattern Aural Forceps .. | | A322 |
| Extension Apparatus .. | | B531 |
| Finger Splints .. | | B521 |
| Jack for Mouth Gags .. | | G15 |
| Leg Splints .. | | B526 |
| Tongue Forceps .. | | G20 |
| Guyon's Bougies .. | | U193 |
| Gwynne-Evans' Tonsil Dissector .. | | T378 |
| Gynæcological and Midwifery Instruments .. | | M255-313 |
| Gynæcological Caution Points, 'Post' Electric .. | | E812 |
| Suture Needles .. | | S783 |
| "Gypsona" Plaster of Paris Bandages .. | | B534 |

H

| | | |
|---------------------------------|--|--------|
| Hæmocytometers .. | | C705-6 |
| Hæmoglobin Scafe .. | | C708 |
| Hæmoglobinometers .. | | C707 |
| Hæmorrhoidal Director-Probes .. | | G147 |
| Forceps .. | | G147 |
| Scissors .. | | G148 |
| Syringes .. | | G145-6 |

PLASTIC SURGERY AND DENTAL INSTRUMENTS: SEE NEW SECTION AFTER THE INDEX
SEE ALSO SUPPLEMENTARY INDEX ON PAGES XLV AND XLVI

Chas. F. Thackray Ltd.

INDEX—continued

H—continued

| <i>Article</i> | <i>Page No.</i> |
|---|-----------------|
| Hæmastosis Forceps, <i>see</i> Artery Forceps | |
| AD865, AD874 | |
| (Cæsarean Section) .. | M261 |
| Hæmostatic Catheters | U199-200 |
| Hagedorn's Suture Needles | S781-2 |
| Hagedorn-Symond's Suture Needles | S790 |
| Hahn's Chisels | B475 |
| Haig Ferguson's Midwifery Forceps | M258 |
| Hair Clippers | G104 |
| Hajek's Cheek Retractor | D609 |
| Disc Excision Forceps | V544 |
| Frontal Sinus Probe | N365 |
| Sphenoidal Punch Forceps | N356 |
| Haldane Hæmoglobinometers | C707 |
| "Half-Moon" Cervical Biopsy Curette | M304 |
| Hallpike-Blackmore Ear Microscope | C692 |
| Hall's Screw Measuring Device | AD910 |
| Hallux Valgus Splint | B535 |
| Halstead's "Mosquito" Artery Forceps, | |
| General | G60 |
| Dental | D621 |
| Ophthalmic, "Featherweight" | O658 |
| Plastic Surgery | P564 |
| Halstead's Needle Holder, General | G123 |
| " " Thoracic | L446 |
| Halstead-Kelly's Artery Forceps | G62 |
| Hamilton Bailey's Artery Forceps | G57 |
| Hook Retractors | G76 |
| Intravenous Cannulae | IT746 |
| Hamilton Stewart's Kidney Clamp | AD860 |
| Retractor | AD935 |
| Tubing Connections | S755 |
| Urethral Calibrator | AD935 |
| Hammer for Hand Surgery | AD899 |
| Hammers, Percussion | C670-3 |
| Hammer, Post Mortem | PM729 |
| Hand Centrifuges | C712 |
| Chisels, Dental | D612 |
| Examination Lamp | C702 |
| Gouges, Dental | D612 |
| Perimeter, Ophthalmic | O628 |
| Splints | B521 |
| Surgery Instruments | AD898-9 |
| Torches | C700 |
| Handles, Battery, for Diagnostic Sets | C685, C695 |
| Diathermy | E820 |
| for Vein Strippers | AD895 |
| Galvano-Cautery, | |
| Light Duty | E814 |
| Pistol Shape Heavy Duty | E815 |
| " " Light Duty | E815 |
| Scalpel, B.P. Type | G42 |
| Sterilizer Tray | G106 |
| Tesler Coil, for "Megafrex" Unit | E825 |
| Hardman's Laminectomy Retractors | V542 |
| Spinal Tumour Scissors | V544 |
| Hare Lip Chisel Knife | P598 |
| Traction Bows | P598 |
| Trepine | P598 |
| Harman's (Bishop) Binocular Spectacles | O660 |
| Conjunctival Scissors | O656 |
| Fixation Forceps | O653 |
| Lachrymal Retractor | O637 |
| Test Types | O630 |
| Harnesses, Anæsthetic | G7 |
| Harpoons, Antrum | N363 |

H—continued

| <i>Article</i> | <i>Page No.</i> |
|---|------------------------|
| Harrington's Modified Retractor | AD840 |
| Harris' Intra-Tracheal Connections | P594 |
| Harris' (H) Bladder Retractor | U219 |
| Catheters | U198 |
| Prostatic Capsule Forceps | AD867 |
| Swab Holding Forceps | AD867 |
| Harris' (Rufus) Extension Apparatus | B527 |
| Harris' (Wilfred) Spinal Needle | G35 |
| Harrison's Bone Holding Forceps | P601-2 |
| Harrison's Sterilizer Forceps | G107 |
| "Teflon" Mesh | AD894 |
| Harrison's (R) Whip Bougies | U197 |
| Whip Catheters | U196 |
| Hartmann's Aural Forceps | A317-8 |
| " " Hook | A322 |
| Frontal Sinus Cannula | N365 |
| " " Sinus Probe | N364 |
| Nasal Conchotome | N356 |
| " " Dressing Forceps | N340 |
| Tuning Forks | A329 |
| Harvey Jackson's Laminectomy Retractor | V543 |
| Leucotome | V562 |
| Havre's (Van) Gouge Forceps | B468, V556 |
| Hawkins-Ambler's Uterine Dilators | M280 |
| Haxton's Intra-aortic Needle | IT750 |
| Hayes-Provis' Uterine Tube | M276 |
| Head Cape | S764 |
| Headframes for Stethoscopes | S669, AD924 |
| Headlamps | C696-7 |
| Headmirrors | C698-9 |
| Heads, Femoral, Prostheses | B484-5 |
| Heaney's Hysterectomy Forceps | AD877 |
| Heath's Aural Forceps | A318 |
| " " Probes | A320-1 |
| " " Syringe | A316 |
| Mallet | A332, B470, P583 |
| Mastoid Burrs | A331 |
| " " Gouges | A333-4 |
| " " Scoops | A330 |
| Nasal Probes | N341 |
| Nasal Septum Forceps | N350 |
| Pericranial Elevator | A331, V553 |
| Tonsil Guillotines | T385 |
| Stitch Scissors, Dental | D617 |
| Hedley's Ethyl Chloride | G3 |
| Hegar's Needle Holder | G124 |
| Uterine Dilators | M281 |
| Height Measuring Standard | C704 |
| Henckel's Aural Forceps | A318 |
| Nasal Cutting Forceps | N357 |
| Herff's "Stag Beetle" Suture Clips | G135 |
| Hernia Bistouries | G142 |
| Directors | G142 |
| Filigrees | G143 |
| Forceps | G143 |
| Gauze, Wire | G143, S774 |
| Instruments | G140-4 |
| Needles on Handles | G141 |
| Ring Forceps | G142 |
| Suture Needles | G141, S772, S779, S781 |
| Herrick's Kidney Pedicle Clamp | G184 |
| Herzfeld's Cartilage Knife | B495 |
| Hewer's Heart Needle | G37 |
| Hewitt's Airways | G17 |
| Mouth Props | G19 |
| Pessaries | M312 |
| Hey's (William) Skull Saw | V549 |

INDEX—continued

| H—continued | | H—continued | | |
|--|---------|------------------|---|----------------------|
| | Article | Page No. | Article | Page No. |
| Hey's (Wilson) Artery Forceps | .. | G61, U230 | Hooks (continued) | |
| Hey Groves' Bone-Holding Forceps | .. | B454 | Post Mortem | PM734 |
| Direction Guide | .. | B492 | Retractors | G76, G80 |
| Measure, Direction Guide | .. | B492 | Rib | L437-8 |
| Wire Tightener-Twister | .. | B509 | Skin | P569-70, AD918 |
| Heymann's Nasal Scissors | .. | N359 | Strabismus | O646 |
| Heywood Smith's Ovum Forceps | .. | M268 | Sympathectomy | V546 |
| Hibbs' Osteotomes | .. | B472 | Tracheal | T389 |
| Hickey's Colon Forceps | .. | AD936 | Wound (Stretchers) | G76, G144 |
| Higginson's Syringes | .. | M265, S765 | Hoop for Böhler's Frames | B529 |
| Higgs' Knee Joint Retractor | .. | B497 | Horne's (Jobson) Aural Probes | A321 |
| Needle Holder | .. | G124 | Nasal Probes | N342 |
| Towel Forceps | .. | G45 | Horrocks' Intraosseous Cannula | IT745 |
| Hill's Nasal Raspatory | .. | N342 | Horrocks' Uterine Sound | M283 |
| Hilum Dissecting Forceps | .. | L445 | Horsehair | S771 |
| Hinton's Myringotome | .. | A324 | Horsley's Bone-Cutting Forceps | B465 |
| Hip Arthrodesis Chisels | .. | B475 | Dura Mater Elevator | V553 |
| " Instruments | .. | B488-9 | " Separator | V550 |
| " Gouges | .. | B477 | Laminectomy Forceps | V547 |
| Arthroplasty Instruments | .. | B478-87 | Skull Elevator | V554 |
| " Chisels | .. | B480 | " Gouge Forceps | V555 |
| " Cups | .. | B482 | " Trephines | V549 |
| " Gouges | .. | B480, B483 | Hovell's (Mark) Galvano-Cautery Handle | E814 |
| " Moulds | .. | B482 | Howard Jones' Spiral Needles | G36 |
| Nailing Instruments | .. | B490-3 | Howarth's Nasal Raspatory | N343, P587 |
| Nails | .. | B490-1, AD903 | Howell's Swab Forceps | G45 |
| Prostheses | .. | B484-5, AD900 | Howell's (Whitchurch) Osteotome | B473 |
| Reamers | .. | B479 | Hudson's Brace, Arthroplasty | B478 |
| Retractors | .. | B481, B483, B487 | Skull | V549 |
| Surgery Instruments | .. | B478-93, AD847 | " Burrs and Drills | V549 |
| Hirsch's Airways | .. | G17 | Head Harness, Endotracheal | G29 |
| Hobbs' (Remington) Catheter | .. | M278 | Lachrymal Knife | O636 |
| " Introducing Forceps | .. | M278 | Hughes' (Rowland) Osteotomy Spline | AD905 |
| " Retractor | .. | M278 | "Hull Pattern" Nasal Catheter | S759 |
| Hodge's Pessaries | .. | M312 | Hulman's Supporting Bar for Femur Splints | B525 |
| Hoffmann's Gouge Forceps | .. | V555 | Humbly's (Improved) Skin Grafting Knife | P579 |
| Holder for Bone Plates and Screws | .. | AD910 | Skin Grafting Knife | P580 |
| Needles, General | .. | AD844-7 | Humerus Splints | B518-20 |
| " Plastic Surgery | .. | AD918 | Humidifier and Flowmeter Combined, Oxygen | S809 |
| " Thoracic Surgery | .. | AD885 | Hunter's Splinter Forceps | G102 |
| Holders, Catheters and Bougies | .. | U195, U234 | Hysterectomy Forceps | AD877 |
| Cautic | .. | G95 | Hunter Tod's Aural Forceps | A319 |
| Cotton Wool | .. | A320, D61C | Hurst's Œsophageal Bougies | L406, S756 |
| Ligature and Suture | .. | G133-4 | Percussor | C671 |
| Screws and Plates | .. | B503 | Hutchinson's Spirometer | L424 |
| Suture and Ligature | .. | G133-4 | Hydrocele Trocars | G114 |
| Syringes | .. | S798-800 | Hydrostatic Bag | M266 |
| Ureteric Catheters | .. | U234 | Hygiene and Sanitation Charts | C718 |
| Holdsworth's Light Attachment for Dott's Mouth | .. | U234 | Hypodermic Syringes and Needles, etc. | S794-807 |
| Gag | .. | P593 | Hypospadias Instruments | U231-2, P603-4 |
| Hollow Needle, Perineum | .. | M309 | Hysterectomy Clamp Forceps | M300-3, AD877 |
| Holmes Sellors' Rib Raspatory | .. | L439 | Spade | M304 |
| Holmes' Stethoscope Headframe | .. | AD924 | "Hysterolabe" (Uterus Holding Forceps) | M295 |
| Hook, double, for skin | .. | AD918 | | |
| Hooks, Abdominal | .. | G76 | | |
| Aural | .. | A322-3 | | |
| Blunt, Midwifery | .. | M269 | | |
| Bone | .. | B460 | | |
| Cleft Palate | .. | P594-5, P597 | | |
| Decapitating | .. | M270 | | |
| Extension | .. | B512 | | |
| Iris | .. | O640 | | |
| Lens | .. | O640 | | |
| Ligature, Thoracic | .. | L440 | | |
| Neurosurgical | .. | V56C | | |
| Phrenic Nerve | .. | L428 | | |

I

| | | |
|--|----|-----------|
| Ibrahim's (Aly) Ureter Holding Forceps | .. | G187 |
| Illiterates' Test Types | .. | O630 |
| Illuminated Test Types | .. | O632 |
| Illuminator, Antrum and Sinuses | .. | N367 |
| Impactor and Extractor for Hip Nails | .. | B493 |
| for Femur Heads | .. | B487 |
| "Imperial" Brand Injection Needles | .. | S804 |
| Imray's Aural Loops | .. | A322-3 |
| Incision Hooks (Wound Stretchers) | .. | G76, G144 |

Chas. F. Thackray Ltd.

INDEX—continued

I—continued

| Article | Page No. |
|--|---------------------|
| Incontinence Clamps, Penile | U211 |
| Index Cards for Patients' Record Cabinet | C708 |
| Induction Catheters | M265 |
| Needles, Pneumothorax | L415-6 |
| Infant's Bladder Retractor | AD866 |
| Inflatable Ball Pessary | M313 |
| Inflator | M313 |
| Inflation Apparatus, Tubal | M274-6 |
| Bellows for Auriscopes | C685 |
| " " Sprays, etc. | S761 |
| Mounts, Catheter | U203 |
| Pump for Kidney Cushion | G183 |
| Syringe, Tubal | M276 |
| Infusion and Transfusion Apparatus | IT739-52 |
| Needles and Cannulae | IT745-50 |
| Sets, Bone and Marrow | IT751 |
| Inguinal Hernia Filigrees | G143 |
| Needles | S779, S781 |
| Inhalers | |
| "Deedon" | S763 |
| "Lewlab" | S763 |
| Masks Anaesthetic | G8 |
| Oxygen, B.L.B. | S808 |
| "Trilene" | G5 |
| Injection Needles for Syringes | S801-4 |
| Outfit, Hæmorrhoidal | G145-6 |
| Injector for Aortography | AD858 |
| Inserting Forceps, Kifa Clip | G138 |
| Michel Clip | G137-8 |
| Scalp Clip | V561 |
| Sympathectomy | V546 |
| Instrument Preservative | AD844 |
| Instruments, Ancillary, for Femur | AD902 |
| for Jaw Fractures | AD921 |
| for Osteochondritis Dissecans | AD907 |
| Insufflation Apparatus, Tubal | M275 |
| Insufflators, Powder | S761-2 |
| Dental | D622 |
| Insulated Artery Forceps, Diathermy | G61, U230 |
| Insulin Syringes | S798-9 |
| Interchangeable Syringes | S794 |
| Intertrochanteric Appliance | AD904 |
| Nails and Plates | B490, AD903 |
| Intestinal Clamps | G162-71 |
| " " Shields | AD849 |
| Decompressor | AD853 |
| Depressors | G159-60 |
| Holding Forceps | G160-1 |
| Instruments | G157-71 |
| Scissors, Post Mortem | PM731 |
| Suture Needles | S782-83, S786, S788 |
| Suture Needles, Eyeless | S792-3 |
| Tubes | S757-9 |
| Intra-aortic Blood Transfusion Needle | IT750 |
| Intramedullary Nailing Instruments | B501 |
| Splines | AD905 |
| Intramuscular and Exploring Needles | S801-4 |
| Intra-sternal Infusion and Transfusion Needles | IT752 |
| Intratrial Infusion and Transfusion Sets | IT751 |
| Intra-Tracheal Connections | P594 |
| Intra-Uterine Stems | M282 |

I—continued

| Article | Page No. |
|--|--------------|
| Intravenous Infusion and Transfusion Apparatus | IT739-52 |
| Needle, Anaesthetic | G31 |
| Needles | AD925 |
| Needles and Cannulae | IT745-50 |
| Outfit, Remote Control, Anaesthetic | G32, IT749 |
| Retractor | AD925 |
| Saline and Infusion Apparatus | IT740, IT743 |
| Introducers, Barium Enema | G156 |
| Catheters U200-2, AD362, AD881 | M297 |
| Fascia | M313 |
| Gräfenberg Rings | B492 |
| Guide Wires | U231, P603 |
| Hypospadias Catheter | M311 |
| Pessary | AD842 |
| for Radon Seeds | M266 |
| Introducing Forceps for De Ribes' Bags | G24 |
| Endotracheal Tubes | M278 |
| Hobbs' Catheters | G138 |
| Kifa Clips | M282 |
| Laminaria Tents | G137-8 |
| Michel Clips | M311 |
| Pessaries | V561 |
| Scalp Clips | V546 |
| Sympathectomy Clips | O655 |
| Vitreous Globes | G25-7 |
| Intubation Tubes, Endotracheal | S757-8 |
| Intestinal | L406 |
| Œsophageal | B538-9 |
| Invalid Crutches | C703 |
| Iris Diaphragm | O649-50 |
| Forceps | O640 |
| Hook | O640 |
| Repositor | O657 |
| Scissors | U235 |
| Irrigation Nozzle, Cystoscope | U189-90 |
| Irrigators, Bladder | O663 |
| Eye | N366 |
| Nasal | G183 |
| Irwin's Kidney Pedicle Clamp | T393 |
| Irwin Moore's Laryngeal Scissors | N360 |
| Nasal Polypi Forceps | T384 |
| Tonsil Needle | |

J

| | |
|---|--------|
| Jacks and Breastplates, Mouth Gag | G15-16 |
| Jackson's (Chevalier) Battery Box | T394 |
| Biopsy Forceps | L403-5 |
| " " Rectal | G155 |
| Bronchoscopes | T396 |
| Bronchoscopy and Œsophago- | L403-5 |
| scopy Forceps | L406 |
| Dilators | L404 |
| Foreign Body Forceps | L403 |
| Grasping Forceps | T394-5 |
| Laryngoscopes | L405 |
| Nodule Forceps | T397 |
| Œsophagoscopes | L403-5 |
| Œsophagoscopy and Broncho- | L404 |
| scopy Forceps | L405 |
| Rotation Forceps | T387 |
| Specimen Forceps | |
| Tracheotomy Tubes | |

INDEX—continued

J—continued

| Article | Page No. |
|--|--------------------|
| Jackson Burrows' Arm Reduction Splint | B518 |
| Knee Joint Retractors | G90, B496 |
| Self-Retaining Retractor | G90, B496 |
| Jackson Clarke's Acetabulum Raspatory | B483 |
| Jackson's (Harvey) Laminectomy Retractor | V543 |
| Leucotome | V562 |
| Jacobæus-Kremer's Thoracoscope | L408 |
| Jaeger's Iridectomy Knives | O639 |
| Jalaguier Pattern Reverdin's Needle | P599 |
| James' Intestinal Tubes | S758 |
| Jameson Evans' Cilia Forceps | O648 |
| Jameson's Suture Needles | S783 |
| Janet's Bladder Syringe | U208 |
| Urethral Nozzle | U213 |
| Janet Gimson's Bone Marrow Set | IT751 |
| Jansen's Gouge Forceps | A336-7, V555, P590 |
| " " (Modified), Arthroplasty | B467 |
| " " " Dental | D614 |
| " " " Mastoid Retractor | A335 |
| Jansen-Middleton's Nasal Septum Forceps | N351 |
| "Jaques" Oesophageal (or Stomach) Tubes | S756 |
| Jardine's Decapitating Hook | M270 |
| Jaw Saw | B464 |
| Jayle's Vaginal Retractor | M290 |
| Jean's Dissecting Forceps | G49 |
| Jean's-Charnley's Dissecting Forceps | AD835 |
| Jefferson's Laminectomy Retractor | V543 |
| Ventricular Cannulae | V559 |
| Jenner's Vaccination Nibs | G105 |
| Jenkins' Chisels | A332, B476, P582 |
| Gouges | A334, B477 |
| Jessop Hospital Pattern Hysterectomy Clamp | M302 |
| Pessaries | M312 |
| Uterine Dressing Forceps | M293 |
| Jewett's Intertrochanteric Nail-Plates | AD903 |
| Jig for Radon Seeds | AD868 |
| Jobson's Aural Scoop | A323 |
| Jobson Horne's Aural Probes | A321 |
| Nasal Probes | N342 |
| Johansson's (Sveft) Punch for Hip Nails | B493 |
| Joll's Artery Forceps | G62, G110 |
| Thyroid Aneurysm Needles | G108 |
| " Retractors | G111-2 |
| Joly's (Swift) Bladder Retractor | U219 |
| Cystoscope | U242 |
| Needle Holder | G124, U217 |
| Jones' (Bennett) Cholecystectomy Retractor | AD839 |
| Jones' (Howard) Spinal Needles | G36 |
| Jones' (Littler) Arm Abduction Splint | B518 |
| Jones' (Robert) Arm Splints | B519 |
| Arthrodesis Gouges | B477 |
| Body Abduction Frame | B524 |
| Elbow Splint | B521 |
| Femur Splints | B522 |
| Hallux Valgus Splint | B535 |
| Hammer Toe Splint | B535 |
| Hand Splints | B521 |
| Humerus Splints | B519 |
| Osteotomy Saw | B463 |
| Rugine | B462 |
| Tenotomy Knives | G41 |
| Wrist Splint | B521 |
| Jones' (Seymour) Tongue Depressor | C685 |
| Tonsil Dissector | T378 |

J—continued

| Article | Page No. |
|---|--------------|
| Jones' (Sir Reginald Watson) Guide Wires | B492 |
| Hip Nails | B491 |
| Introducer for Guide Wire | B492 |
| Tonsil Dissector | T378 |
| Joseph's Nasal Knives | N344, P586 |
| Raspatories | N343, P588 |
| Saws | N346, P585-6 |
| Joseph's Skin Retractors | P569 |
| Judd-Allis' Tissue Forceps | G55 |
| Judd-Masson's Bladder Retractor | U220 |
| Judet's Acrylic Femur Heads | B485 |
| Auger, Femoral Head | B485 |
| Hip Arthroplasty Instruments | B485 |
| Impactor for Acrylic Heads | B485 |
| Perforator (or Drill), Femoral Medulla Reamer, Femoral Neck Retractor, Femoral Neck | B485 |
| "Jumbo" Tracheotomy Tube | T387 |
| Jutte's Gastro-Duodenal Tubes | S758 |

K

| | |
|---|------------|
| Kadavy's Intestinal Depressor | G160 |
| Kalt's Suture Needles | S783 |
| Kasche's Binocular Loupe | AD936 |
| Kaufman's Blood Transfusion Syringe | IT744 |
| K.C.H. Urine Drainage Bottle | AD863 |
| Keeler Auriscopes | C690 |
| Diagnostic Sets | C690-1 |
| Monocular Ear Microscope | C692 |
| Ophthalmoscopes | C689 |
| Otoscope (Auriscopes) | C691 |
| Pen Torches | C699 |
| Keen's Aural Forceps | A318 |
| Kehr's T-Tube, Bile Duct | G181 |
| Keith's Intravenous Needle | IT748 |
| Kelly's Comb Dissector | G98 |
| Proctoscopes | G152 |
| Rectal Speculum | G150 |
| Retractors | G80-1 |
| Suture Needles | S783 |
| Kelly-Fraser's Artery Forceps | G59, AD836 |
| Kelly-Halstead's Artery Forceps | G62 |
| Kelsey Fry's Bone Awls for Wire | P591 |
| Kempton's Scalp Vein Needles | AD925 |
| Keratomes | O639 |
| Kerr's Intestinal Clamps | G168 |
| Kerrison's Disc Excision Forceps | V544 |
| Sphenoidal Punch Forceps | N358 |
| Kessel's Osteotomy Plate | AD906 |
| Kettle, Bronchitis | AD880 |
| Key, Cylinder | S809 |
| Key's Bone Cutting Forceps, Plastic Surgery | P602 |
| Hernia Director | G142 |
| Laminectomy Forceps | V547 |
| "Keyhole" Finger Saw | B464 |
| Keynes' Blood Transfusion Apparatus | IT739 |
| Intravenous Cannula | IT745 |
| Kid, for Eye Knives | O659 |
| Kidd's Suprapubic Trocar | U228 |
| U-Tube, Intravesical Pressure | U204 |
| Kidney Clamp | AD860 |
| Cushion | G183 |
| Instruments | G183-7 |
| Pedicle Clamps | G183-5 |

Chas. F. Thackray Ltd.

INDEX—continued

K—continued

| Article | Page No. |
|---|-------------|
| Kidney (continued) | |
| Pedicle Needle | G185 |
| Retractors | G77, G81-2 |
| Stone Forceps | G185-6 |
| " Locator | AD859 |
| " Scoop | G187 |
| Suture Needles | S784 |
| Kielland's Midwifery Forceps | M259 |
| Kifa Clips, Suture | G139 |
| Inserting and Extracting Forceps | G138 |
| Rack | G136 |
| Killey's Third Mandibular Molar Retractor | AD921 |
| Killian's Nasal Gouge | N345 |
| Separator | N349 |
| Specula | N338 |
| Kilner's Apicectomy Retractor | P571 |
| Artery Forceps | G62, P565 |
| Malar Lever | P600 |
| Mouth Gag | G14, P592 |
| Nasal Retractor | N345, P584 |
| Needle Holders | G125, P572 |
| " Dental | D617 |
| Retractors, Plastic Surgery | P571 |
| Retrograde Chisel | P588 |
| Scissors | P567, AD918 |
| Skin Hook | P570 |
| Suture Carrier for Mouth Gag | P593 |
| King's College Aural Probe | AD878 |
| Urine Drainage Bottle | AD863 |
| Kirschner's Extension Stirrups | B512 |
| Wires | B512 |
| Kit Bags, Surgeons' | C723 |
| "Klima" Pattern Sternal Needle | C680 |
| Knapp's Trachoma Forceps | O647 |
| Knee Arthrodesis Bone Punches | B498 |
| " Chisel | B498 |
| " Clamp | B494 |
| " Osteotome | B498 |
| Caps for Femur Splints | B522 |
| Flexion Piece for Femur Splints | B524 |
| Joint Forceps | B494 |
| " Knives | B495, AD907 |
| " Retractors | B496-8 |
| Support for Traction Frames | B529 |
| Knife Electrode, Diathermy | E819 |
| Knives, Abscess | G40 |
| Amputation | G39 |
| Ankle Joint | G39 |
| Anterior Synechia | O639 |
| Aural (Myringotomes) | A324-5 |
| B.P. Type | G43, P576 |
| Bistouries | G40, G142 |
| Brain | PM727 |
| Breast | G39 |
| Canaliculus | O636 |
| Capsulotomy | O640 |
| Cartilage, Knee | B495 |
| " Post Mortem | PM727 |
| Cataract | O640-1 |
| Catlin | PM727 |
| Corneal Splitting | O640 |
| Cyst, Tarsal | O646 |
| Dental | D617 |
| Finger | G41 |
| Hernia | G142 |
| Iridectomy | O639 |
| Iridotomy | O640 |

K—continued

| Article | Page No. |
|---|--------------|
| Knives (continued) | |
| Knee Joint | B495 |
| Lacrymal | O636 |
| Meniscectomy | B495 |
| Meniscotomy | B495 |
| Myringotomes | A324-5 |
| Nasal | N343-4, P586 |
| Peritonsillar | T377 |
| Plaster | B513 |
| Post Mortem | PM727 |
| Pterygium | O640 |
| Semi-lunar Cartilage | B495 |
| Skin Grafting | P577-80 |
| Sub-Mucus Resection | N348 |
| Swivel, Nasal | N343 |
| Synechia | O639 |
| Tarsal Cyst | O646 |
| Tenotomy | G41 |
| Tonsil | T377, T382 |
| "Knot Tier", Tonsil | T384 |
| Knutsson's Urethrography Clamp | U213 |
| Kocher's Artery Forceps | G63, AD836 |
| Clamp for Breast Reduction | P565 |
| Hernia Forceps | G143 |
| Intestinal Clamps | G164-5 |
| Suture Needles | S784 |
| " Scissors | G74 |
| Thyroid Dissectors | G108 |
| Holding Forceps | G109 |
| Retractors | G111-2 |
| Koenig's Suture Needles | S784 |
| Kofler's Punch Forceps, <i>see</i> Hajek's | |
| Kostecka Needles | P591 |
| Kramer's Aural Speculum | A314 |
| Eustachian Catheters | A326 |
| Krause's Antrum Trocar | N362 |
| Laryngeal Forceps, Sponge | T391 |
| Nasal Polypi Snare | N361 |
| Sponge Forceps | G99, L391 |
| Kremer-Jacobaeus' Thoracoscope | L408 |
| Küntschler's Intramedullary Instruments | B501A-B |
| Kuss' Pneumothorax Needle | L415 |
| Kymographic Apparatus | M274 |

L

| | |
|--|--------|
| Labat's Anæsthetic Syringe and Needles | G33 |
| Labyrinth Tube, Test | A328 |
| Lace's Retractors | G91 |
| Lachrymal Cannulae | O638 |
| Dilators | O636 |
| Dissector | O637 |
| Knife | O636 |
| Probes | O635-6 |
| Retractor | O637 |
| Rugine | O637 |
| Spoon | O637 |
| Syringe | O638 |
| Lack's Laryngeal Forceps | T392 |
| Tongue Depressor | T372 |
| La Force's Adenotomes | N369 |
| Lahey's Scissors | AD918 |
| Thyroid Holding Forceps | G110 |
| Laidley's Cystoscope | AD870 |
| Lake's Nasal Splints | N347 |
| "Lam-Butt" Contraceptive Pessaries | M312 |

INDEX—continued

L—continued

| Article | Page No. |
|---|------------------|
| Laminaria Tents | M282 |
| Laminectomy Retractors | V541-3 |
| Lamps, Examination | C701-4 |
| Throat, for Diagnostic Sets | C686 |
| Lancets Vaccination | G105 |
| Landolt's Fixation Forceps | O653 |
| Landon's Retractor | G81, M290 |
| Lane's Bone Awl | B506 |
| Cutting Forceps | P590 |
| Drill | B505 |
| Holding Forceps | B455 |
| Levers | B458-60 |
| Plate Bender | B504 |
| Plate Holding Forceps | B504 |
| Screw Driver | B508 |
| Screw Holding Forceps | B504 |
| Cleft Palate Mouth Gag | G11, P594 |
| " " Needle Holder | G125, P572 |
| " " Suture Needles | P592, S784-5 |
| Dissecting Forceps | G49-50, P563 |
| Fracture Set | B500 |
| Intestinal Clamps | G166 |
| " " Holding Forceps | G161 |
| Mouth Gag | G11, P594 |
| Needle Holder | G125, P572 |
| Patella Holding Forceps | B455 |
| Periosteal Elevators | B458-60 |
| Stomach Clamps | G171 |
| Suture Needles | P592, S784-5 |
| Tissue Forceps | G55 |
| Towel Forceps | G45 |
| Twin Clamps | G171 |
| Urine Drainage Bottle | AD864 |
| Lang's Anterior Synechia Knives | O639 |
| Corneal Splitting Knife | O640 |
| Eyelid Speculum | O634 |
| Fixation Forceps | O653 |
| Lachrymal Spoon and Dissector | O637 |
| Sclerectomy Trephines | O639 |
| " " for Hare Lip | P598 |
| Strabismus Hook | O646 |
| Synechia Knives | O639 |
| Langenbeck's Bone Hook | B460 |
| Retractors | G82 |
| Laparotomy Corsets ("Pressoplast") | S766-7 |
| Lapersonne's Eye Fixation Forceps | O653 |
| Laphorn-Smith's "Obstetric Helper" | M260 |
| Larry's Finger Saw | B464 |
| Laryngeal Aspirating Tubes | L398 |
| Brushes | T391 |
| Forceps | T391-2 |
| Light Probe, "Coldlite" | C694 |
| Mirrors | T390 |
| " " for Diagnostic Sets | C686 |
| Scissors | T393 |
| Sponge Holding Forceps | G99, T391 |
| Syringe | T393 |
| Laryngoscopes, Anaesthetic | G22-4 |
| Laryngoscopy | L394-5, L399-400 |
| "Shadwell" | AD834 |
| Laryngotomy Dilating Forceps | T389 |
| Tubes | T388 |
| Latex Cement for Dermatome | P578 |
| Laurie's Droppers | IT744 |
| Laurie's Combined Artery Forceps and Needle | M309 |
| Holder | M309 |
| Hollow Perineum Needle | M309 |

L—continued

| Article | Page No. |
|--|--------------------|
| Lavage Tube, Gastro-Duodenal | S75 |
| Lawson-Tait's Perineorrhaphy Scissors | M26 |
| Lead Sheeting, Diathermy | E82 |
| " " Plastic Surgery | P60 |
| Shot | B53 |
| Lebsche's Sternum Chisel | L43 |
| Shears | L43 |
| Leech-Wilkinson's Transuterine Cannula | M27 |
| Leedham Green's Dissecting Forceps | G5 |
| Leeds Dental School, Oral Surgery Instruments | D611-2 |
| Model Screwdriver | AD91 |
| "Leeds Pattern" Hysterectomy Clamp Forceps | M30 |
| Stitch Scissors | G7 |
| Leg Bandage, Rubber | G11 |
| Splints | B522- |
| Leggat's Pneumoperitoneum Needle | L41 |
| Lehman's Aortographic Catheter | AD88 |
| "Leicester" Artery Forceps | AD87 |
| Lempert's Mastoid Scoops | A33 |
| Lennox Browne's Politzerisation Apparatus | A33 |
| Lens Adaptor for "Anglepoise" Lamp | C70 |
| Hook | O64 |
| Measure | O64 |
| Lenses, Magnifying | O660, C61 |
| Ophthalmic, Trial | O625- |
| Leucotomes | V51 |
| Levers, Bone | B458-60, P60 |
| Hip Joint | B4 |
| Malar Bone | P600 |
| Levin's Gastro-Duodenal Tube | S75 |
| Lewer's Vulsellum Forceps | M2 |
| Lewin's Bone Crumbling Forceps | AD87 |
| Finger Splints | B53 |
| "Lewlab" Inhalers | S71 |
| Lichtwitz's Antrum Trocar | N31 |
| Liebreich's Lachrymal Probes | O6 |
| Liel's (Weber) Eustachian Tubes | A33 |
| "Life-Saver" Femoral Screw | AD90 |
| Lifter, Dissection | PM7 |
| Skin Graft | P5 |
| Ligature and Suture Materials | S770, P605 |
| Box | AD87 |
| Carrier for Skin Grafting | P571, P5 |
| Holders | G133-4, AD87 |
| Holding Forceps | G131-2, U218, AD87 |
| Hooks, Thoracic | L4 |
| Reels | G133-4, AD91 |
| Winders | AD91 |
| Light and Cautery Transformers, | U233, E817 |
| Heavy Duty | G154, E816 |
| Light Duty | L409, U2 |
| Light and Suction Tube | P5 |
| Attachment for Dott's Mouth Gag | U223, L4 |
| Carriers | L4 |
| Lillingston and Pearson's Pneumothorax Apparatus | L4 |
| Lillingston's Pneumothorax Needle | L4 |
| Lindsay O. Watt's Endometrial Biopsy Curettes | M3 |
| Lion Forceps | B4 |
| Lipiodol Syringes | L4 |
| " " Uterine | M2 |
| Trocars | L4 |

Chas. F. Thackray Ltd.

INDEX—continued

L—continued

| Article | Page No. |
|--|---------------|
| Lister's Aural Hook | A323 |
| Bandage Scissors | G75, B514 |
| Bougies | U193 |
| Sinus Forceps | G100-1 |
| Lister's (W) Eye Speculum | O634 |
| Suture Forceps | O649 |
| Lister-Morton Ophthalmoscopes | C681 |
| Liston's Amputation Knives | G39 |
| Bone Cutting Forceps | B465-6 |
| Liston's Leg and Thigh Splint | B526 |
| Lithotomy Crutch | U188, M260 |
| Forceps | U190 |
| Lithotrite, Cystoscopic | U238 |
| Littler Jones Arm Abduction Splint | B518 |
| Littlewood's Tissue Forceps | G55 |
| Liver Biopsy Needles | G182, AD857 |
| " Syringe | G182 |
| " Trocars | G182 |
| Instruments | G182 |
| Retractor | G77, G79, G81 |
| Suture Needles | S785 |
| Lloyd's (Eric) Plaster Spreaders | B515 |
| Lloyd-Davies' Artery Forceps | AD836 |
| Enterotome | G157 |
| Needle Holder | AD845 |
| Rectal Clamp | AD850 |
| Scissors | AD838 |
| Shields | AD849 |
| Sigmoidoscope | G152 |
| " Tube | AD851 |
| Lobectomy, <i>see also</i> Lung | |
| Lobectomy Scissors | L441 |
| "Lobster Tail" Tracheotomy Tubes | T387 |
| Local Anæsthetic, Ethyl Chloride | G3 |
| Syringes | G32-5, P581-2 |
| Locator for Kidney Stones | AD859 |
| Lockhart-Mummery's Hæmorrhoidal Syringe | G145 |
| Rectal Speculum | G150 |
| " " for | |
| Diagnostic | |
| Sets | C686 |
| Sigmoidoscopes | G153 |
| Snare, Sigmoidoscope | G155 |
| Logan's Hare Lip Traction Bow | P598 |
| Logan-Turner's Aural Probe | A321 |
| Nasal Probe | N342 |
| London Hospital Pattern Airway-Props | G17 |
| Needle Holder | G126 |
| Sterilizer Forceps | G108 |
| Loop-Strippers, Endarterectomy | AD892 |
| Loops, Aural | A322-3 |
| Diathermy | E819 |
| Lorenz' Pelvic Support | B537 |
| Plaster Shears | B515 |
| Loupes, Binocular | O660, AD936 |
| Love's Nerve Root Retractors | V545 |
| Lowe and Breck's Knee-Joint Knife | AD907 |
| Lowman's Bone Clamp | B456 |
| Lowsley's Grasping Forceps, Bladder Biopsy | U243 |
| Lubin-Goodale Cardiac Catheters | AD886 |
| Lubricant for Gloves | AD933 |
| Luc's Nasal Cutting Forceps | N358 |
| Lucae's Aural Forceps | A318 |
| Nasal Dressing Forceps | N340 |

L—continued

| Article | Page No. |
|------------------------------------|-------------------------|
| Luer's Bullet Forceps | G102 |
| Gouge Forceps | A336, P590, P602, V555 |
| Tracheotomy Tubes | T388 |
| Vulsellum Forceps | M294 |
| Lukas-Dotter's Catheters | AD887-8 |
| Lumbar Puncture | |
| Needles | G32-6, V540, C679, P581 |
| Syringes | G32-5, V540, C679, P581 |
| Lund's Skull Coroner | PM733 |
| Lung and Chest Instruments | L407-51, AD880-5 |
| Adhesion Forceps | L445 |
| Artery Forceps | L443-4 |
| Dissecting Forceps | L444-5 |
| Retractor | L428 |
| Scissors | L441 |
| Tissue Forceps | L446 |
| Tourniquet | L441 |
| Lutz' Nasal Septum Forceps | N351 |

M

| | |
|--|------------|
| Macdonald's Dissector | G98, B461 |
| Macewen's Chisels | B471 |
| Hernia Needles | G146 |
| Osteotomes | B473 |
| Scoop and Seeker, Mastoid | A330 |
| MacGillivray's Tarsal Cyst Knife and Spoon | O646 |
| MacGowan's Femur Head Prosthesis | B480 |
| Macintosh's Cocaine Spray | G30 |
| " " (new specification) | S760 |
| Laryngoscopes | G23-4 |
| Mackenzie's (Ross) Anæsthetic Airway | G17 |
| MacLellen-Wright Walking Plaster Appliance | AD915 |
| Macphail's Needle Holders | G126 |
| McCann's Ovum Forceps | M267 |
| McCarthy's Electrotome, Prostatic | U246 |
| Infants' Cystoscope | U244 |
| Pan-Endoscope | U245 |
| McClintock's Ovum Forceps | M267 |
| McCullagh's Intra-Uterine Stems | M282 |
| McEvedy's Enterotome | G157 |
| Rectal Speculum | G150 |
| McGavin's Hernia Filigrees | G143 |
| McIndoe's Bone Cutting Forceps | B466, P590 |
| " Holding Forceps, Facial | P590 |
| Cleft Palate Raspatories | P597 |
| Dissecting Forceps | G50, P563 |
| Nasal Chisels | P583 |
| Retractor, Temporo-Mandibular | P601 |
| Scissors | P568 |
| " Oral Surgery | D615 |
| Vaginal Dilator | M313 |
| " Mould | M313 |
| McIntosh Marshall's Fascia Introducer | M297 |
| Ureter Holding Forceps | M298 |
| Urethra Holding Forceps | M297 |
| McKee's Bracket Plates | AD903 |
| Box Spanner | AD904 |
| Driver/Extractor | AD903 |
| Hip Nails | AD903 |
| McKelvey's Bone Drill | B505 |

INDEX—continued

M—continued

| Article | Page No. |
|--|--------------------|
| McKenzie's (Dan) Aural Probe | A321 |
| " Scoops | A323 |
| Laryngeal Forceps | T392 |
| Nasal Knife | N344 |
| " Probes | N342 |
| " Septum Forceps | N351 |
| Tonsil Needle | T384 |
| " Syringe | T374 |
| McKenzie's (K) Scalp Clip Instruments .. | V561 |
| (modified) Clip Forceps for Sympathectomy | V546 |
| McKeown's Abdominal Retractor | AD840 |
| McKesson's Mouth Props | D618 |
| McKiernan's Tonsil Holding Forceps .. | T380 |
| McLaughlin's Intertrochanteric Appliance | AD904 |
| " Plate | B490 |
| McMurray's Chisels | B475 |
| Osteotomes | B472 |
| Magazine, Scalp Clip | V561 |
| Magian's Sieve for Auvard's Specula .. | M286 |
| Magill's Bronchial Occluder | G30 |
| Cocaine Spray | G30 |
| " " (new specification) | S760 |
| Emergency Bronchoscope | G31 |
| Endotracheal Tubes | G25-7 |
| " " Connections | G27-8 |
| " " Forceps | G24 |
| Laryngoscopes | G22 |
| Suction Tubes | P574, E832 |
| Magnet, Eye | O654 |
| Magnifiers, Corneal | O660 |
| for Diagnostic Sets | C686 |
| Maingot's Common Bile Duct Dilators .. | G178 |
| " T-Tubes | G181 |
| Dissecting Forceps | G50, G161 |
| Gall Stone Forceps | G177 |
| Hysterectomy Clamp Forceps | M302 |
| Intestinal Holding Forceps | G50, G161 |
| Needle Holder | G126 |
| Retractor | AD840 |
| Maitland's Jig for Radon Seeds | AD868 |
| Makin's Intestinal Clamps | G166 |
| Malar Lever | P600-1 |
| Malecot's Catheters | U202 |
| " Introducer | U202, AD862, AD881 |
| " Hypospadias | U231, P603 |
| " " Introducer | U231, P603 |
| " Thoracic | L418 |
| " " Introducer | L418, AD881 |
| Malleolus Holding Forceps | B452-3 |
| Mallets, Bone Surgery | B470 |
| Dental | D612 |
| Mastoid | A332 |
| Plastic Surgery | P583 |
| Post Mortem | PM729 |
| Maltby's Suture Carrier | P571 |
| Maltz' Nasal Rasps | N345, P587 |
| Oral Surgery | D615 |
| Manchester's (Nurse) Douche Tray | O662 |
| "Manchester Pattern" Needle Holder .. | G127 |
| Manicure Scissors | G103 |
| Manometers, Spinal | V540, C679 |
| "Manotest" Sphygmomanometer | C677 |
| Mapping Pen, Plastic Surgery | P568 |

M—continued

| Article | Page No. |
|--|----------------|
| Marion's Catheter Stopcock | U20. |
| Suprapubic Drainage Tubes | U20 |
| Mark Hovell's Galvano-Cautery Handle .. | E81. |
| Mark's (St.) Dissecting Forceps | AD85 |
| Marshall's Catheters | U19 |
| Marshall's Lipiodol Trocar | L41 |
| Marshall's (McIntosh) Fascia Introducer | M29 |
| Ureter Holding Forceps | M29 |
| Urethra Holding Forceps | M29 |
| Martel's (De) Guide for Gigli's Type Saws | V55 |
| Intestinal Clamps | G16 |
| Scalp Flap Forceps | V55 |
| Stomach Clamp | G17 |
| Martin's Aspirator | G116, L42 |
| Cartilage Forceps | B49 |
| Pelvimeter | M25 |
| Splinter Forceps | G10 |
| Martin's (St.) Corneal Suturing Forceps .. | O64 |
| Masks, Anæsthetic | G |
| Mason's Mouth Gags | G1 |
| Masson-Judd's Bladder Retractor | U22 |
| Master's Thyroid Muscle Forceps | G11 |
| Retractor | G11 |
| Mastisol | P60 |
| Brush | P60 |
| Mastoid Burrs | A33 |
| Chisels | A33 |
| Curettes | A33 |
| Elevator | A33 |
| Gouge Forceps | A336- |
| Gouges | A333-4, AD87 |
| Guide | A33 |
| Instruments | A330- |
| Mallets | A33 |
| Retractors | A33 |
| Scoops | A330- |
| Seekers | A330-1, A33 |
| Material, Absorbent, for Swabs | AD93 |
| Mathieu's Aural Forceps | A31 |
| Matthews' Cross-Leg Clamp | P57 |
| Osteotome | P58 |
| Maxillary Antrum, <i>see</i> Antrum | |
| Disimpaction Forceps | AD92 |
| Max Page's Tourniquet | G11 |
| Maxwell's Pneumothorax Apparatus | L41 |
| "May" Ophthalmoscope Heads | C68 |
| Mayo's Abdominal Retractor | G6 |
| Anæsthetic Airway | G1 |
| Artery Forceps | G63- |
| Bladder Scissors | U22 |
| Gall Stone Probe | G17 |
| " " Scoop | G17 |
| Kidney Pedicle Clamp | G18 |
| Needle Holders | G127-8, AD82 |
| " Holder, Thoracic | L4 |
| Retractors | G6 |
| " Thyroid | G1 |
| Safety Pin, for Artery Forceps | G |
| Scissors | G75, U224, P51 |
| " Pyrah's Modified | AD86 |
| Suture Needles | S785 |
| Tissue Forceps | AD86 |
| Tongue Forceps | G |
| Towel Forceps | G |
| Mayo-Ochsner's Artery Forceps | G63- |

Chas. F. Thackray Ltd.

INDEX—continued

M—continued

| Article | Page No. |
|--|------------|
| Mayo-Robson's Gastro-enterostomy Clamp | G167 |
| Mayo-Rochester Pattern Needle Holders | G128 |
| Mayou Type Binocular Spectacles | O660 |
| Measures, Direction Guide | B492 |
| Lens, Ophthalmic | O624 |
| Plastic Surgery | P573 |
| Tape | C673 |
| Measuring Device for Screws | AD910 |
| Standard, Height | C604 |
| Rings for Contraceptive Pessaries | M312 |
| Meatal Bougies | U193 |
| Mechanical Dermatome | P577-8 |
| Drills, Bone | B505-6 |
| Medullary Nailing Instruments | B501A-B |
| "Megafrex" Surgical Diathermy Machine | E825 |
| Meibomian Cyst Curettes | O638 |
| Membrane, False, Forceps, Tracheal | T390 |
| Perforators, Obstetric | M265 |
| Menghini's Liver Biopsy Needle | AD857 |
| Mensicotomy Knives | B495 |
| Mercerised Cotton Sleeve | AD885 |
| Mercier's Bladder Sounds | U192 |
| Mercurial Sphygmomanometers | C674-8 |
| Mercury Filled Oesophageal Bougies | L406, S756 |
| Merle D'Aubigné Acrylic Femur Heads | B485 |
| Reamer, Femoral Cortex | B485 |
| Mesh, Surgaloy (D & G) Wire | S774 |
| "Teflon" | AD894 |
| Metcalfe's Trocar | G113 |
| "Metpak" Sphygmomanometer | C675 |
| Metzenbaum's Needle Holder | U217 |
| Michel's Approximating Forceps, Skin | G137 |
| Clips | G135 |
| " Extracting Forceps, Michel Clip | G139 |
| " Inserting Forceps, Michel Clip | G138 |
| " Instruments | G135-9 |
| " Suture Set | G135 |
| Dissecting Forceps | G51 |
| Post Nasal Mirrors | N339 |
| Microscope Cover Glasses | PM736 |
| Ear | C692 |
| Instruments (Dissection) | PM736-8 |
| Slides | PM736 |
| " Holding Forceps | PM738 |
| Micro-Sedimentometer | C710 |
| Middleton's Nasal Septum Forceps | N351 |
| Midwifery and Gynaecological Instruments | M255-313 |
| Bags (and Sterilizers) | M272-3 |
| Crutch | M260 |
| Forceps, Delivery | M258-60 |
| Mikulicz's Enterotomes | G157 |
| Peritoneum (or Artery) Forceps | G66 |
| Towel Forceps | G46 |
| Miles' Dissecting Forceps | U216 |
| Miles Phillips' Artery Forceps | G66, M300 |
| Mill for Bone Crumbling | AD897 |
| Millar's Intravenous Needle | II749 |
| Miller-Abbott's Intestinal Tube | S758 |
| Miller's (Ashton) Bougies | U192 |
| Milligan's Tonsil Knife | T382 |
| Millin's Bladder Neck Spreader | U225 |
| " Retractor | U220 |
| Boomerang Needle Holder | U217 |
| Capsule Forceps | U226 |

M—continued

| Article | Page No. |
|---|------------|
| Millin's (continued) | |
| Cysto-Urethroscope | U247 |
| Dissecting Forceps | U216 |
| Ligature Holding Forceps | G132, U218 |
| Light, Malleable | U223 |
| Resectoscope, Prostatic | U248 |
| Retropubic Prostatectomy Instruments | |
| Suction Tube | U227 |
| " Suction Tube | U224 |
| Vulsellum Forceps | U226 |
| Millin-Read's Fascia Forceps | M297 |
| Mills' Anaesthetic Drop Bottles | G4 |
| Milne Murray's Midwifery Forceps | M259 |
| Minchin's Chest Pieces for Stethoscope | C668 |
| "Miniature" Model Sphygmomanometer | C674 |
| Minor Surgery Outfits | G94-5 |
| "Minvac" Electric Portable Suction Pump | U254, E830 |
| Mirrors, Dental | D607 |
| Forehead | C698-9 |
| Laryngeal | T390 |
| " for Diagnostic Sets | C686 |
| Post Nasal | N339 |
| " for Diagnostic Sets | C686 |
| Mitchell's Bladder Neck Spreader | U225 |
| Dissecting Forceps | G51 |
| Intravenous Needle | AD925 |
| Trimmer, Cleft Palate | S96 |
| Mixing Cannula | S807 |
| Mogg's Needle Holder | AD845 |
| Mohr's Tubing Clips | S754 |
| Moll's Percussor | C671 |
| Mollison's Mastoid Retractor | A335 |
| Mona Roberts' Anaesthetic Airway | G18 |
| Monocular Ear Microscope | C692 |
| Monostrand (D & G) Suture Wire on Needles | S772 |
| Moore's (Austin) Hip Prosthesis | AD900 |
| Raspatory | AD900 |
| Moore's Bile Spoon | G180 |
| Moore's (Irwin) Laryngeal Scissors | T393 |
| Nasal Polypi Forceps | N360 |
| Tonsil Needle | T384 |
| Moorfields' Hospital Pattern | |
| Cataract Needle | O641 |
| Curette | O642 |
| Cystitome | O642 |
| Eye Dropper | O661 |
| " Rod | O661 |
| Examination Lamp | O624 |
| Introducing Forceps, Vitreous Globes | O655 |
| Ophthalmic Bracket | O624 |
| Suture Forceps | O649 |
| Trial Frame | O627 |
| Morgan's (Naunton) Needle Holder | AD846 |
| Rectal Speculum | G151 |
| Morison's (Rutherford) Tissue Forceps | G56 |
| Suture Needles | S787 |
| Morland's Pneumothorax Needle | L415 |
| Morley's Haemorrhoidal Syringe | G146 |
| Morrant Baker's Tracheotomy Tubes | T386 |
| Morris' Retractors | G82 |
| Morrison Davies' Lung Dissecting Forceps | L445 |
| Pneumothorax Needle | L415 |
| Rib Approximator | L430 |
| " Raspatories | L436 |
| Scapula Retractor | L428 |
| Morse Type Twist Drills | B506 |

PLASTIC SURGERY AND DENTAL INSTRUMENTS: SEE NEW SECTION AFTER THE INDEX
SEE ALSO SUPPLEMENTARY INDEX ON PAGES XLV AND XLVI

Chas. F. Thackray Ltd.

INDEX—continued

N—continued

| Article | Page No. |
|---|----------------------------------|
| Needle (continued) | |
| Holder-Scissors Combined, General | G123 |
| Tray | AD927 |
| Needles, Aneurysm Cleft Palate | P597 |
| " Continuous-Feed | AD848-9 |
| " General | G96-7, AD841 |
| " Kidney Pedicle | G185 |
| " Mesenteric | G96, G160, AD847 |
| " Neurosurgical | V560 |
| " Thoracic | L440 |
| " Thyroid | G108 |
| Arterial | AD891 |
| Biopsy | AD857 |
| Bonney-Reverdin's | G121 |
| Boomerang | U217 |
| Cataract | O641 |
| Cisternal Puncture | V560 |
| Diathermy | E819 |
| Dissection | PM737-8 |
| Exploring, Hypodermic and Intra-muscular | S801-4 |
| Fascia-Lata | G140, P599 |
| Forceps | AD842 |
| Foreign Body, Eye | O642-3 |
| Hæmorrhoidal Injection | G145-6 |
| Hollow, Perineum | M309 |
| Hypodermic, Exploring and Intra-muscular | S801-4 |
| Infusion and Transfusion | IT739-41, IT743, IT746-52 |
| Injection | S801-4 |
| " Illustrated Range | S803 |
| " Table of Sizes | S801 |
| Intra-aortic | IT750 |
| Intramuscular | AD924 |
| Intrasternal | IT752 |
| Intratrial | IT751 |
| Intravenous | IT739-41, IT743, IT746-52, AD925 |
| Scalp-Vein | AD925 |
| Skin Grafting | P573 |
| Spinal | G32-6, V540, P581, C679 |
| Suture, Atraumatic | AD929-31 |
| " (for Surgical use see under Suture Needles) | S775-92 |
| " Eyeless | S792-3 |
| Transfusion and Infusion | IT739-41, IT743, IT746-52 |
| Needles on Handles, Broad Ligament | M308 |
| General | G120-1 |
| Hernia | G141 |
| Pedicle, Uterine | M308 |
| Perineum | M308-9 |
| Plastic Surgery | P598-9 |
| Tonsil | T384 |
| Trachelorrhaphy | M308 |
| Negus' Aspirating Tube | L398 |
| Bronchoscopes | L401 |
| " Aspirating | L402 |
| Face Shield | C699 |
| Jack and Breastplate, Mouth Gag | G15 |
| Knot Tier | T384 |
| Laryngoscopes | L399 |
| Œsophageal Specula | L399-400 |
| Œsophagoscopes | L400 |

N—continued

| Article | Page No. |
|--|---------------|
| Negus' (continued) | |
| Suction Tubes for Œsophagoscopes | L400 |
| Tonsil Artery Forceps | T375 |
| Tracheotomy Tubes | T388 |
| Nelaton's Catheters | U198 |
| Nephrectomy, see Kidney | |
| Nelson's Empyema Trocars | L417 |
| Ligature Hooks, Thoracic | L440 |
| Lobectomy Scissors | L441 |
| Lung Adhesion Forceps | L445 |
| " Tourniquet | L441 |
| Malleable Light, Thoracic | L409 |
| Phrenic Nerve Hook | L428 |
| " Retractors | L428 |
| Rib Approximator | L430 |
| " Raspatory | L437-8 |
| " Spreader | L427 |
| Nerve Hooks, Neurosurgical | V560 |
| " Phrenic | L428 |
| " Sympathectomy | V546 |
| Root Retractors | V545 |
| Stimulator | AD919 |
| Nesbit/Raper's Modified Resectoscope | U249, AD871-2 |
| Nettleship's Canaliculus Dilator | O636 |
| Iris Repositor | O640 |
| Neubauer Rulings for Hæmacytometers | C705 |
| Neufeld-Capener's Intertrochanteric Nail-Plate | L490 |
| Neurological Percussor | C672 |
| Neurosurgical Instruments | V549-62 |
| Neville-Barnes' Midwifery Forceps | M258 |
| "Newcastle" Aneurysm Needle | AD841 |
| Newman/Trevor Jones' Vertebral Separator | AD916 |
| "New Zealand" Retractor | AD840 |
| Nibbling Forceps, see Gouge | |
| Nibs, Vaccination | G105 |
| Nicoll's Blade Plate | AD905 |
| Nippers, Nail | G103 |
| Wire | B509-10 |
| Nitrate of Silver Caustic Points and Holder | G95 |
| Nitrous Oxide Gas Bags | G6 |
| Noise Apparatus | A328 |
| Noott's Ear Tank | A316 |
| Norman Dott's Dura Mater Scissors | V557 |
| Endothermic Dissecting Forceps | V551 |
| Gouge Forceps, Skull | V554 |
| Mouth Gags | G14, P592 |
| Pituitary Body Forceps | V562 |
| Nose Instruments, see Nasal | |
| Nosworthy's Connections, Endotracheal Tube | G29 |
| Novak's Endometrial Biopsy Curette | M305 |
| Nozzles, Rectal | S755 |
| Urethral | U213 |
| Vaginal | M264-5 |
| Wound | S755 |
| Nurses' Cases | C724-5 |
| Nuthall's Retractor | G83 |
| Nylon, Suture | S771 |
| Syringes | S794 |
| Nystrom's Probe | L449 |
| Pulmonary Artery Clamp | L449 |
| " " modified for Portacaval Anastomosis | AD857 |

INDEX—continued

| O | <i>Article</i> | <i>Page No.</i> |
|---|----------------|-----------------------|
| O'Brien's Rib Raspatories | | L437 |
| Obstetric and Gynæcological Instruments | | M255-313 |
| Forceps, Delivery | | M258-60 |
| Gauntlets | | S764 |
| "Helper" | | M260 |
| Instruments, <i>see</i> Midwifery | | |
| Occlusive Pessaries | | M312 |
| Ochsner's Artery Forceps | | G63-4 |
| Gall Bladder Trocar | | G181 |
| Trocars | | G113, G181 |
| O'Connor's Rectal Drape | | U237 |
| Sheath | | U237 |
| Odom's Indicator for Spinal Needles | | G37 |
| Œsophageal and Bronchoscopic Dilators | | L406 |
| Aspirating Tubes | | L398, L400 |
| Bougies | | L406, S756 |
| Compression Tube | | AD927 |
| Intubation Set | | L406 |
| Specula | | L399, L400 |
| Tubes | | S756 |
| Œsophagoscopes | | L397, L400 |
| Œsophagoscopy, Laryngoscopy and | | |
| Bronchoscopy Instruments | | L394-406 |
| Ogilvie-Schoemaker's Colectomy Clamp | | G170 |
| Ogston's Anæsthetic Inhaler | | G8 |
| Oldfield's Adrenalectomy Forceps | | AD858 |
| Cleft Palate Aneurysm Needle | | P597 |
| " " Elevator | | P596 |
| " " Hook | | P597 |
| " " Knife | | P597 |
| " " Suture Needles | | P591, S785 |
| Enterotome | | G158 |
| Mouth Gag (Modified Blades) | | P592 |
| Retractors | | G83 |
| Skin Graft Shovel | | P575 |
| Olivecrona's Modified Gigli's Skull Saw | | V550 |
| Ollerenshaw's "Skid" | | B483 |
| Olovson-Heymann's Intravenous Needle | | IT749 |
| O'Malley's Tonsil Guillotines | | T385 |
| Operation Aprons | | S764 |
| Boots | | S765 |
| Cape | | S764 |
| Caps | | S764 |
| Gloves | | S764 |
| Shoes | | S765 |
| Ophthalmic Bracket | | O624 |
| Diathermy Unit | | E826 |
| Instruments (Surgical Uses, <i>see</i> Eye) | | |
| Test Types | | O623-63 |
| Trial Cases | | O623, O629-32 |
| Frames | | O625-6 |
| " | | O626-7 |
| Ophthalmoscopes, Auriscopes, etc. | | C681-4, C687-91, C693 |
| "Optitherm" Diathermy Unit | | E826 |
| Optulle Brand Dressings | | S768 |
| Oral Surgery Instruments | | D611-22 |
| Set | | D622 |
| Oro-Nasal Oxygen Inhaler | | S808 |
| "Ortho" Contraceptive Pessaries | | M312 |
| Orthopædic Surgery Instruments, Splints, etc. | | B452-539 |
| O'Shaughnessy's Lung Artery Forceps | | L444 |
| Osteochondritis Dissecans Instruments | | AD907 |

| <i>O—continued</i> | | <i>Article</i> | <i>Page No.</i> |
|---|--|----------------|-----------------|
| Osteotomes, Bone Surgery | | | B471-4 |
| Nasal | | | AD919 |
| Oral Surgery | | | D611 |
| Plastic Surgery | | | P582 |
| Osteotomy Plate | | | AD906 |
| Saws | | | B463 |
| Spline | | | AD905 |
| Ostrom's Antrum Punch Forceps | | | N358 |
| Otosopes, <i>see</i> Auriscopes | | | |
| Ovarian Trocar | | | M298 |
| Ovum Forceps | | | M267-8 |
| Owen-Foley's Irrigating Hæmostatic Catheter | | | U200 |
| Oxford Pattern Sternal Needle | | | G38, IT752 |
| Oxygen Adjustment Valve | | | S809 |
| Cylinder Spanners | | | S809 |
| Flowmeters | | | S809 |
| Inhalers, B.L.B. Type | | | S808 |
| "Spectacles" | | | S808 |
| Warming Bottles | | | S809 |

P

| | | | |
|--|--|--|---------------|
| Packing Forceps, Dental | | | D609 |
| Uterine | | | M291-3 |
| Padbury's Vaccinator | | | G105 |
| Page's (Max) Tourniquet | | | G119 |
| Pannett's Spinal Needles | | | G36 |
| Panting's Retractor | | | G92 |
| Paper, "Teflon" | | | AD894 |
| Papilloma Forceps | | | AD867 |
| Paraffin Gauze (Optulle Brand) | | | S768 |
| Parker's Intestinal Clamps | | | G168 |
| Tenotomy Knives | | | G41 |
| Tracheotomy Tubes | | | T388 |
| Paste for Strop | | | P580 |
| Patches, "Teflon" | | | AD894 |
| Patella Holding Forceps | | | B452-3, B455 |
| Paterson's Biopsy Forceps | | | L404 |
| Paterson's Eye Suture Needles | | | S792 |
| Pattens, Boot | | | B535 |
| Patients' Record Cabinets | | | C708 |
| Paton's Bone Cutting Forceps | | | B466 |
| Burr | | | B499 |
| Knee Joint Retractor | | | B497 |
| Patrick's Goniometer | | | B516 |
| Paul's Tubing | | | G155 |
| Payr's Intestinal Clamps | | | G169 |
| Stomach Clamp | | | G173 |
| Pean's Ovarian Trocar | | | M298 |
| Pearson's Knee Flexion Piece for Femur Splints | | | B524 |
| Pressure Pads for Femur Splints | | | B524 |
| Support for Femur Splints | | | B524 |
| Pearson and Lillingston's Pneumothorax | | | |
| Apparatus | | | L411 |
| Pedicle Clamps, Kidney | | | G183-4 |
| Uterine | | | M300-3, AD877 |
| Pellier's Eyelid Retractors | | | O632 |
| Pelvic Supports | | | B537 |
| Pelvimeters | | | M256-7 |
| Penicillin Tulle (Optulle Brand) | | | S768 |
| Pencils, Dermatograph | | | C67 |
| Pen, Mapping, Plastic Surgery | | | P561 |
| Pen Torches | | | C699-700 |
| Penile Clamps | | | U211 |
| Percival's Modified Bonney-Reverdin's Needle | | | |
| Holders | | | G121, M307 |

Chas. F. Thackray Ltd.

INDEX—continued

P—continued

| Article | Page No. |
|--|--------------|
| Percussors | C670-3 |
| Perforator, Intramedullary | B486 |
| Membrane | M265 |
| Pericranial Elevator | V553 |
| Perimeter, Hand, Ophthalmic | O628 |
| Perineal Probe-Director | U214 |
| Perineorrhaphy Scissors | M266 |
| Perineum Needles | M308-9, S789 |
| Periosteal Elevators, Bone Surgery | B458-60 |
| Oral Surgery | D614 |
| Rib | L436 |
| Peritonsillar Abscess Knife | T377 |
| Pessaries, Ball Type | M313 |
| Contraceptive | M312 |
| Hodge's Type | M312 |
| Introducers and Forceps | M311 |
| Ring | M311-2 |
| Stem | M310 |
| Peter Edwards' Artificial Pneumothorax | L412-3 |
| Pneumothorax Needles | L415 |
| Peter's Aural Speculum | AD879 |
| Pezzer's Catheters | U202 |
| Introducers | U202, AD862 |
| Phillips' Airways, Anæsthetic | G18 |
| Phillips' (Miles) Artery Forceps | G66, M300 |
| Photometer | C711 |
| Phrenic Nerve Hooks | L428 |
| Retractors | L428 |
| Phymosis Clamp | U212 |
| Forceps | U212 |
| Shield | U211 |
| Physicians' Bags | C719-23 |
| Pidcock's Fixation Pin, Hip Nail | B491 |
| Pile, <i>see</i> Hæmorrhoidal | |
| Pillar Retractors, Tonsil | T377 |
| Pinard's Fœtal Stethoscope | M255 |
| Pineiro's Wound Stretcher | G144 |
| Pins, Bone | AD906 |
| Extension | B512 |
| " Finger | B512 |
| Fixation, for Hip Nails | B491 |
| Safety, for Artery Forceps | G70 |
| Transfixion Mounts | B511 |
| Pipes, Vaginal | M264-5 |
| Pipettes, Hæmacytometer | C706 |
| Hæmoglobinometer | C707 |
| Pistol Shape Galvano-Cautery Handles, | |
| Heavy Duty | E815 |
| Light Duty | E815 |
| Rugine | B462 |
| Pitkin's Anæsthetic Syringe | G34, P581 |
| Spinal Needles | G36 |
| Pituitary Body Forceps | V562 |
| Placenta Forceps | M261 |
| Trocar | M262 |
| Plaited Silk | S772 |
| Plantaris Stripper | AD899 |
| "Plastasutes" | P605 |
| Plaster of Paris Appliance, Walking | AD915 |
| Bandages | B534 |
| Bender | B514 |
| Instruments | B513-5 |
| Knives | B513 |
| Saw | B513 |
| Scissors | B513 |
| Shears | B515 |
| Spreaders | B514-5 |

P—continued

| Article | Page No. |
|--|---------------|
| Plastic-covered Arm Splints | IT741 |
| Plastic Surgery Instruments P563-606, AD917-21 | |
| Plate and Screw Holders (Containers) | B503 |
| Plate Electrodes, Diathermy | E819 |
| Plates, Blade | AD905 |
| Bone | B502-3, AD909 |
| " Bender | B504 |
| " Holding Forceps | B504 |
| Bracket | AD903 |
| Osteotomy | AD906 |
| Platinum Needles, Dissection | PM738 |
| Platt's Osteotomes | B473 |
| Tendon Transplantation Forceps | B499 |
| Playfair's Probes | M283 |
| Pliers for Wire | B509 |
| Pneumatic Arm Tourniquet | G818 |
| Leg Tourniquet | G118 |
| Pneumonectomy Forceps | L445 |
| Pneumonic Stenosis Clamp | L448 |
| Pneumothorax Apparatus | L410-4 |
| Needles | L415-6 |
| Trocars | L415-6 |
| Pocket Instrument Case | G94 |
| Outfit | G94 |
| Urinal | AD873 |
| Points, Caustic | G95 |
| Cautery | E812-6 |
| Poirier's Tissue Forceps | G56 |
| Politzer's Aural Forceps | A319 |
| Myringotomes | A324 |
| Poltzerisation Apparatus | A327 |
| Poltzerisation Apparatus | A327-8 |
| Pollock's Rib Shears | L433 |
| Polypi Forceps, Nasal | N360 |
| Snare, Aural | A325 |
| " Nasal | N361 |
| Polythene Tubing | G32, IT750 |
| " Adaptors | AD889-90 |
| Poole's Suction Tube | G175, E833 |
| "Popular" Trial Case | O625 |
| Portable Pneumothorax Apparatus | L414 |
| Suction Pumps | U254, E830 |
| Syringe Outfit | S799 |
| "Post" Electric Cautery | E810-3 |
| Post Mortem Aprons | S764 |
| Blow Pipes | PM727 |
| Brain Knives | PM727 |
| Calipers | PM732 |
| Cartilage Knives | PM727 |
| Catlins | PM727 |
| Chisels | PM728 |
| Coronet | PM733 |
| Dissecting Forceps | PM730 |
| Gloves | S764 |
| Hammers | PM729 |
| Head Block | PM733 |
| Hooks | PM734 |
| Instruments | PM726-38 |
| Knives | PM727 |
| Needles, Suture | PM735, S789 |
| Razor | PM734 |
| Rib Shears | PM729 |
| Saws | PM730 |
| Scales | PM734 |
| Scissors | PM731-2 |
| Set | PM726 |
| Skull Coronet | PM733 |

INDEX—continued

P—continued

| Article | Page No. |
|--|-----------------------|
| Post Mortem (continued) | |
| Skull Rest | PM733 |
| Spine Wrench | PM728 |
| Suture Needles | PM735, S789 |
| Post Mortem (Dissection) | PM736-8 |
| Post Nasal Mirrors for Diagnostic Sets | C686 |
| Potain's Aspirator | G115, L422 |
| Potts' Aortic Clamp | L448 |
| Coarctation Clamp | L451 |
| Ductus Clamp | L451 |
| "Bulldog" Clamps | AD884 |
| Potts/Smith's Needle Holder | AD885 |
| Scissors | AD883 |
| Powder Insufflators | S762 |
| Powell's (Wyndham) Bougies | U193 |
| Pozzi's Retractors | G93 |
| Practitioners' and Surgeons' Cases | C719-23 |
| Preservative for Surgical Instruments | AD844 |
| "Pressoplast" Dressings | S766-7 |
| Pressure Gauges, Oxygen Cylinder | S809 |
| Tubing | G6 |
| Price Thomas' Bronchus Clamps | L442 |
| Rib Hooks | L438 |
| " " Raspatories | L438 |
| " " Shears | L433 |
| Pridie-Broomhead's Nail Extractor | B493 |
| Prince's Strabismus Forceps | O646 |
| Tonsil Scissors | T383 |
| Pringle's (Seton) Intestinal Clamp | G169 |
| Pritchard's Aural Specula | A314 |
| Probes | G97 |
| Aural | A320-1, AD878 |
| Canaliculus | O635-6 |
| Dental | D618 |
| Fistula | G147 |
| Frontal Sinus | N364-5 |
| Gall Stone | G178-9 |
| Lachrymal | O635-6 |
| Nasal | N341-2 |
| Perineal | U214 |
| Sphenoidal Sinus | N365 |
| Uterine | M283 |
| Proctoscopes | G148-52 |
| Proetz' Nasal Syringe | N367 |
| Props, Mouth | G17-9 |
| Dental | D618 |
| Prostatectomy (Retropubic) Instruments | U227 |
| Prostatic Capsule Forceps | AD867 |
| Catheters | U206 |
| Electrotomes | U246, U248-9, AD871-2 |
| Punch (Resectoscope) | U253 |
| Prosthesis for Hip Joint | AD900 |
| Protection Hoop for Böhler's Frames | B529 |
| Protector, Cough | AD841 |
| Proust's Retractors | G83, U215 |
| Provis' Tubal Inflation Apparatus | M274 |
| Uterine Tube | M276 |
| Psoas Retractors | B481 |
| Pterygium Knife | O640 |
| Pulley Wheels, Extension | B534 |
| Pulmonary Artery Clamps | L448 |
| Pulse Glasses | C665 |
| Pulvertaft's Tendon Sutures | S791 |
| Pumps, Kidney Cushion | G183 |
| Stomach | S756 |
| Suction, Electric | U254, E827-8, E830 |
| " Foot-operated | E828 |
| " Valve, Water or Steam | E829 |

P—continued

| Article | Page No. |
|--|----------|
| Pumps Suction (continued) | |
| " Water | E831 |
| Punch, Bone | B498 |
| Forceps, Nasal, Sinus and Antrum | N352-8 |
| Hip Nail | B493 |
| Prostatic | U253 |
| Staple | B499 |
| Purves-Stewart's Cisternal Puncture Needle | V560 |
| Percussor | C672 |
| Pusher for Sutures | AD885 |
| Pyelography Mount | U234 |
| Nipple | U234 |
| Pylorus Dilating Forceps | G174 |
| Pyrah's Bladder Retractor | U221 |
| Clamp | AD866 |
| Dissecting Forceps | AD835 |
| Renal Artery Forceps | G187 |
| Retractors | G84 |
| Scissors | AD868 |
| Urine Drainage Bottle | AD864 |

Q

| | |
|--|------|
| Queen Charlotte's Hospital Pattern | |
| Embryotomy Scissors | M271 |
| Mucus Catheter | M263 |
| Perineum Needle | M308 |
| Quinsy Knife | T377 |
| Quire's Aural Curette | A323 |
| "Quiver", Diathermy | E818 |

R

| | |
|--|-----------------|
| Rabagliati's Ovum Forceps | M267 |
| Racks for Michel and Kifa Clips | G136 |
| Scalp Clips | V561 |
| Radius Splints | B520 |
| Radon Seed Introducers | AD842 |
| Rae's Laryngoscopes | G23 |
| "R.A.F. Pattern" Insufflator | D622, S762 |
| "Railway" Urethral Bougies | AD861 |
| "Rake" Retractors | A334, B460, G86 |
| Ramley's Sponge Forceps | G99 |
| Ramsay's Dissecting Forceps | G51-2 |
| Uterine Dilators | M281 |
| Vaginal Speculum | M287 |
| Ramsbotham's Decapitating Hook | M270 |
| Randal's Renal Calculi Forceps | G186 |
| Randall's Endometrial Biopsy Curette | M305 |
| Rankin's Intestinal Clamp | G169 |
| Raper's Modified Nesbit's Resectoscope | AD871-2 |
| Raspatories, Acetabulum | B483 |
| Bone | B460-2 |
| Cleft Palate | P595, P597 |
| General | G98 |
| Hip Prosthesis | AD900 |
| Nasal | N342-3, P587-8 |
| Rib | L436-40, AD883 |
| Septum | P587 |
| Skull | V553 |
| Rasps, Bone | B468 |
| Frontal Sinus | N365 |
| Glabella | P587 |
| Nasal | N345, P587 |
| Oral Surgery | D615 |
| Rauchfuss' Insufflator | S761 |
| Rawson's Gastro-enterostomy Tube | S757 |

Chas. F. Thackray Ltd.

INDEX—continued

R—continued

| Article | Page No. |
|--|----------------------|
| Razor, Open | G104 |
| Safety | G104 |
| Section | PM734 |
| Skin Grafting | P575, P577-80 |
| Read's (Prof. T. T.) Dental Bone Nibblers .. | D614 |
| " Chisels | D611 |
| " Curettes | D613 |
| " Dressing Forceps | D616 |
| " Elevators | D614 |
| " Extraction Forceps | D620-1 |
| " Gouges | D611-2 |
| " Osteotomes | D611 |
| " Probe | D618 |
| " Retractor | D615 |
| " Scoop | D613 |
| Oral Surgery Instruments | D611-22 |
| " " Set | D622 |
| Read-Millin's Fascia Forceps | M297 |
| Reading Test Types | O630-1 |
| "Reality" Aneroid Sphygmomanometer .. | C678 |
| Clinical Thermometers | C664-5 |
| Injection Needles | S804 |
| Reamers, Acetabulum | B479, B487-9 |
| Arthroplasty | B479, B487 |
| Femoral Cortex | B486-7 |
| Intramedullary | B501 |
| Rebreathing Bags | G6 |
| Record Cabinet, Patients | C708 |
| Record Fitting Adaptors | S805-7 |
| Needles | S802-4 |
| Syringes | S794-9 |
| Type Syringes | S795 |
| Rectal Barium Catheter | G156 |
| " Introducer | G156 |
| Biopsy Forceps | G155-6 |
| Dilators | G148 |
| Directors | G147 |
| Drape | U237 |
| Excision Clamp | AD850 |
| Forceps, Universal | AD852 |
| Infusion Apparatus | IT743 |
| Instruments | G145-56 |
| Nozzle | S755 |
| Probes | G147 |
| Scissors | G148 |
| Sheath | U237 |
| Specula | G148-51, AD851 |
| " for Diagnostic Sets | C686 |
| Thermometers | C664 |
| Tubes | S756 |
| Reels, Ligature | G133-4, AD849, AD927 |
| Regulators, Drop | IT744 |
| Rehfuß's Duodenal Tubes | S759 |
| Gastric Analysis Tubes | S759 |
| Reid's Reading Test Type | O630 |
| Relton's Tonsil Holding Forceps | T380 |
| Remington Hobbs' Catheter | M278 |
| " Introducing Forceps | M278 |
| " Retractor | M278 |
| Removing Forceps, Kifa Clip | G138 |
| Michel Clip | G138-9 |
| Renal Artery Forceps | G187 |
| Calculi Forceps | G185-6 |
| Sounds | AD860 |
| Repositor, Iris | O640 |

R—continued

| Article | Page No. |
|---|--------------------------|
| Resection Set, Submucous | N348 |
| Resectoscope, Prostatic | U248-9, U253, AD871-2 |
| Rest, Pelvic | B537 |
| Retaining Bars, Premaxilla | P598 |
| Retinoscope Head for Diagnostic Sets .. | C681 |
| Retinoscopy Trial Case | O625 |
| Retractors, Abdominal | G76-93, AD839-40 |
| Abdomino-Perineal | G85, G174 |
| Alæ | P584 |
| Amputation | G76 |
| Apicæctomy | P571 |
| Bladder | U219-22, AD866 |
| Bone | B460 |
| Brain | V557-8 |
| Cartilage, Knee Joint | B496-8 |
| Cheek | G77, D609 |
| Cholecystectomy | AD839 |
| Dental | D609, D615 |
| Eyelid | O633-5 |
| Femoral Neck | B487 |
| Goitre | G111-2 |
| General | G76-93 |
| Intravenous | AD925 |
| Jaw | AD920-1 |
| Kidney | G77, G81-2 |
| Knee Joint | B496-8 |
| Lachrymal | O637 |
| Laminectomy | V541-3 |
| Liver | G77, G79, G81 |
| Lung | L428 |
| Mastoid | A334-5 |
| Nasal | N345, P584 |
| Nerve Root | V545 |
| Phrenic | L428 |
| Plastic Surgery | P569-71 |
| Psoas | B481 |
| Rib | L425-7, AD882-3 |
| Scalp | V557 |
| Scapula | L428-9 |
| Stand for | G78 |
| Temporo-mandibular | P601 |
| Thyroid | G111-2, AD840 |
| Tonsil | T377 |
| Trachea | T389 |
| Urethral | AD935 |
| Vaginal | G79, G81, M289-90, AD876 |
| Vulva | G90, M289-90 |
| Retrograde Chisel, Plastic Surgery .. | P588 |
| Retropubic Prostatectomy Instruments (Millin's) | U227 |
| Reverdin's Needles on Handles | G120, P598-9 |
| Reverdin-Bonney's, Needle Holders .. | G121, M307 |
| Needles | G121, M307 |
| Reversible Stethoscope Chestpiece .. | C668 |
| Revolving Test Type | O632 |
| Reynold's Empyema Trocar | L417 |
| Rheinstädter's Flushing Curette | M285 |
| Rib-Approximator/Spreader | AD883 |
| Rib Approximators | L430 |
| Holding Forceps | L435 |
| Hooks | L436-9 |
| Raspatories | L436-40, AD833 |
| Retractors | L425-7, AD882-3 |
| Rongeurs | L433 |
| Shears | L430-5, PM729 |
| Spreaders | L425-7, AD882-3 |

PLASTIC SURGERY AND DENTAL INSTRUMENTS: SEE NEW SECTION AFTER THE INDEX
SEE ALSO SUPPLEMENTARY INDEX ON PAGES XLV AND XLVI

INDEX—continued

| R—continued | Article | Page No. | R—continued | Article | Page No. |
|---|-------------|----------|--|-----------------|----------|
| Ribes' (Champetier de) Dilating Bag .. | M266 | | Rose's Antrum Syringe | N363 | |
| Introducing Forceps | M266 | | " Tube | N362 | |
| Ribbon Gauze (Optulle Brand) | S768 | | Sphenoidal Sinus Probe | N365 | |
| Ricard-Bégouin's Retractor | G93 | | Rose's (Cooper) Vaccinator | G105 | |
| Richardson Cross' Meibonian Cyst Curette .. | O638 | | Rose's (Cosfield) Artery Forceps .. | G66, L444, V546 | |
| Riches' Artery Forceps, Insulated | G61, U230 | | Ross' (Dobie) Diathermy Hæmostats .. | AD865 | |
| Bladder Syringe | U207 | | "Railway" Bougies | AD861 | |
| Boomerang Needle Guide | U217 | | Ross Mackenzie's Anæsthetic Airway .. | G17 | |
| Ligature Holding Forceps | G132, U218 | | Rotanda Aspirator | L424 | |
| Suprapubic Trocar and Advancer .. | U229 | | Rotation Forceps (C. Jackson's) | L403-3 | |
| Urethral Syringe | U210 | | Rotunda Hospital Pattern | | |
| Richter's Needle Holder | G128 | | Female Catheter | M262 | |
| Rickham's Modified Ductus Clamp | AD853 | | Suture Needles | S789 | |
| Ricord's Phymosis Forceps | U212 | | Uterine Dressing Forceps | M292 | |
| Riley's Arterial Needle | AD891 | | " Vulsellum Forceps | M294 | |
| "Rimlock" Diagnostic Sets | C687-8 | | Roughing Reamer, Arthroplasty | B479 | |
| Ring Cutter | G101 | | Rowarth's Intravenous Cannula | IT749 | |
| Forceps, Hernia | G142 | | Rowbotham's Cocaine Spray | G30, S760 | |
| " Uterine | G304 | | Connections, Endotracheal | G28 | |
| Pessaries | M311-2 | | Head Harness, Endotracheal | G29 | |
| Rings, Gräfenbergs | M313 | | Introducer for Spinal Needles | G37 | |
| Rivière's Pneumothorax Needles | L416 | | Rowe's "Boat Hook" Retractor | AD920 | |
| R.N.O.H. Bone Screws | B502, AD909 | | Bone Holding Forceps | P602 | |
| Robert Jones Arm Splints | B519 | | Maxillary Disimpaction Forceps | AD920 | |
| Arthrodesis Gouges | B477 | | Screwdriver | AD921 | |
| Body Abduction Frame | B524 | | Zygomatic Bone Elevator | AD920 | |
| Elbow Splint | B521 | | Rowland Hughes' Osteotomy Spline | AD905 | |
| Femur Splints | B522 | | Royal Free Hospital Pattern Uterine Dressing | | |
| Hallux Vulgus Splint | B535 | | Forceps | M293 | |
| Hammer Toe Splint | B535 | | Royal National Orthopædic Hospital pattern | | |
| Hand Splints | B521 | | Bone Screws | B502, AD909 | |
| Humerus Splints | B519 | | Rufus Harris Extension Apparatus | B527 | |
| Osteotomy Saw | B463 | | Rugines, Bone Surgery | B461-2 | |
| Rugine | B462 | | Lachrymal | O637 | |
| Tenotomy Knives | G41 | | Plastic Surgery | P585 | |
| Wrist Splint | B521 | | Rule, Plastic Surgery | P573 | |
| Roberts' Lipiodol Syringe | L419 | | Rumel's Flexible Cardiovascular Tourniquet | L451 | |
| Lung Artery Forceps | L444 | | Russian Pattern Dissecting Forceps | AD866 | |
| " Tourniquet | L441 | | Rutherford Morison's Suture Needles .. | S787 | |
| Punch Biopsy Forceps | L405 | | Tissue Forceps | G56 | |
| Rib Approximator | L430 | | Ryall's (Canny) Catheter Stopcock | U204 | |
| " Respiratories | L438-9 | | Cystoscopic Lithotrite | U238 | |
| " Spreader | L427 | | Drop Regulator | IT744 | |
| Suction Pump | E830 | | Meatal Bougies | U193 | |
| Roberts' (Mona) Anæsthetic Airway | G18 | | Penile Clamp | U211 | |
| Robertson's (Sloan) Brain Cannulæ | V560 | | Retractors | G84 | |
| Brain Suction Tube | V559 | | Urethral Syringes | U210 | |
| Ventricular Cannula | V560 | | Whip Bougies | U197 | |
| Robin Massé's Retractor | G93 | | " Catheters | U196 | |
| Robinson's Respiratory, Bone | B462 | | Ryle's Duodenal Tubes | S759 | |
| Robson's Gastro-Enterostomy Clamp | G167 | | Gastric Analysis Tubes | S759 | |
| "Roccal" Antiseptic Solution | L447 | | "Rye" Handle for Diagnostic Sets | C685 | |
| Rochester-Mayo Needle Holders | G128 | | | | |
| Rocker Clamp, Bladder Irrigation | U229 | | | | |
| Rodney Smith's Modified Bakes' Dilators .. | AD857 | | | | |
| Rods, Colostomy | G159 | | | | |
| Eye | O661 | | | | |
| Rollet's Lachrymal Retractor | O637 | | | | |
| Rugine | O637 | | | | |
| Ronald Edwards' Hilum Dissecting Forceps .. | L445 | | | | |
| Rib Respiratory | AD883 | | | | |
| " Shears | L431-2 | | | | |
| " Spreaders | L425-6 | | | | |
| Scapula Retractor | L429 | | | | |
| Ronguer, <i>see</i> Gouge | | | | | |
| Rooy's (Van) Hysterectomy Spade | M304 | | | | |

S

| | |
|--|------------|
| Sac, Lachrymal Knives | O636 |
| Safety Kettle, Bronchitis | AD880 |
| Pin for Artery Forceps | G70 |
| Razor | G104 |
| Suction Bottle | E829 |
| Safian's Nasal Splint | N347, P589 |
| Sahli's Hæmoglobinometer | C707 |
| Saint's Gall Bladder Retractor | G180 |

Chas. F. Thackray Ltd.

INDEX—continued

S—continued

| Article | Page No. |
|---|------------------------|
| St. Bart's Hospital Pattern Barium Catheter | G156 |
| Intestinal Depressor | G159 |
| Suture Tube Breakers | G133 |
| St. Clair Thomson's Adenoid Curettes .. | N370 |
| " Forceps | N368 |
| Laryngotomy Dilating Forceps .. | T389 |
| Nasal Speculum | N338 |
| Post Nasal Mirror | N339 |
| Tracheotomy Tubes | T387 |
| St. George's Hospital Artery Forceps .. | AD837 |
| Stethoscope | AD923 |
| Vaginal Speculum | AD876 |
| St. John Ambulance Pattern Tourniquet .. | G119 |
| St. Mark's Hospital Dissecting Forceps .. | AD850 |
| Rectal Dilators | G148 |
| Retractors | G85, G174 |
| St. Martin's Corneal Suturing Forceps .. | O649 |
| St. Peter's Hospital Pattern Kidney Pedicle Clamp | G184 |
| St. Thomas's Hospital Pattern Gouges .. | B477 |
| Raspatories | B462 |
| Salah's Sternal Needle | G38, C680, II752 |
| Saline Infusion Outfits | II740, II743 |
| Salpingography Cannulae | M276 |
| Syringe | M277 |
| Samway's Tourniquets | G119 |
| Sargent's Artery Forceps | G67 |
| Dura Mater Separator | V550 |
| Intestinal Depressor | G159 |
| Laminectomy Forceps | V547 |
| Scalp Flap Forceps | V553 |
| Satinsky's Anastomosis Clamp | AD884 |
| Sauerbruch's Rib Rongeurs | L433 |
| Saugmann's Pneumothorax Needles | L416 |
| Saunders' Cataract Needle | O641 |
| Savage's Intestinal Decompressor | AD853 |
| Saws, Amputation | B463 |
| Bodenham's | B464, P600 |
| Finger | B464 |
| Gigli's Type | V550 |
| Jaw | B464 |
| "Keyhole" | B464 |
| Nasal | N346, P585-6 |
| Osteotomy | B463 |
| Plaster | B513 |
| Post Mortem | PM730 |
| Skull | V549-50 |
| " Guide | V550 |
| Sawtell's Artery Forceps | G67, T376 |
| Scales, Post Mortem | PM734 |
| Scalp Clip Instruments | V561 |
| Flap Forceps | V552-3 |
| Retractors | V557 |
| Scalp-Vein Needles | AD925 |
| Scalpels | G40, G42-3, P576, D671 |
| Scalpel Cases, Spirit Proof | G43 |
| Scanlon's Intravenous Needles | AD925 |
| Scapula Retractors | L428-9 |
| Scarifier, Vaccination | G105 |
| Schacht's Colostomy Appliance | AD854-5 |
| Schimmel's Needles | G33, P582 |
| Adaptors | S807 |
| Schimmelbusch's Anaesthetic Inhalers .. | G8 |
| Schiotz Tonometers | O659 |
| Schmieden's Dura Mater Scissors | V557 |
| Schmidt's Artery Forceps | G67, T376 |

S—continued

| Article | Page No. |
|-------------------------------------|-----------------------|
| Schoemaker's Colectomy Clamps | G170 |
| Rib Shears | L434 |
| Thyroid Scissors | G111 |
| Schroeder's Vulsellum Forceps | M295 |
| Scissors, Abdomino-Perineal | G73, G174 |
| and Needle Holder Combined | G74, P567, O655 |
| Bladder | G75, B514, AD838 |
| Blood Vessel, Post Mortem | G74, U224, AD868 |
| Bowel, Post Mortem | PM731 |
| Cartilage, Plastic Surgery | PM732 |
| Conjunctival | P567 |
| Counter | O656 |
| Cuticle | G72 |
| Cystoscopic | G103 |
| Dissecting, Anatomical | U235 |
| " Plastic Surgery | PM732 |
| " Post Mortem | P566 |
| Dressing | PM732 |
| Dura Mater | G71-2 |
| Embryotomy | V557 |
| Episiotomy | M271 |
| Excision, Eye | M266 |
| Eye | O657 |
| General | O656-8 |
| Goitre | G71-5, AD838 |
| Hæmorrhoidal | G111 |
| Hypospadias | G148 |
| Intestinal, Post Mortem | U231, P603 |
| Iris | PM732 |
| Laryngeal | O656-7 |
| Lobectomy | T393 |
| Lung | L441 |
| Manicure | L441 |
| Nail | L441 |
| Nasal | L441 |
| Ophthalmic | G103 |
| Oral Surgery | G103 |
| Pelvic | N359 |
| Perineorrhaphy | O656-8, AD922 |
| Plaster | D615 |
| Plastic Surgery | AD868 |
| Post Mortem | M266 |
| Rectal | B513 |
| Stitch | P566-8, P603, AD917-8 |
| " Dental | PM731-2 |
| Strabismus | G148 |
| Suture | G71, G75 |
| Sympathectomy | D617 |
| Tarsal Cyst | O658 |
| Thoracic | G74, P567, O655 |
| Thyroid | V546, AD916 |
| Tonsil | O646 |
| Umbilical | AD883 |
| Uterine | G111 |
| Ward | T382-3 |
| " | M262 |
| " | M296, AD878 |
| " | G71-2 |
| " | O639 |
| Sclerectomy Trephine | A322-3 |
| Scopos, Aural | B469 |
| Bone | D613 |
| Dental | G179 |
| Gall Stone | G97 |
| General | A330-1 |
| Mastoid | O638 |
| Meibomian Cyst | D613 |
| Oral Surgery | |

Chas. F. Thackray Ltd.

INDEX—continued

| <i>S—continued</i> | | <i>S—continued</i> | |
|--|------------------------|--------------------|--|
| | <i>Article</i> | <i>Page No.</i> | <i>Article</i> |
| Scoops (<i>continued</i>) | | | |
| Tarsal Cyst | | O646 | Shields, Circumcision |
| Ureteral Stone | | G187 | Face, E.N.T. |
| Scott Gillett's Knife | | T377 | for Intestinal Clamps |
| Scott's Artery Forceps | G67, | T376 | Shoes, Invalid Crutch |
| Tonsil Dissecting Forceps | | T379 | Canvas |
| Screw and Plate Holders (containers) | | B503 | Rubber |
| Depth Gauge | | B504 | Shot, Lead |
| Drivers | B507-8, AD911-2, AD921 | | Shovel for Skin Graft |
| Holder | | AD910 | Shucksmith's Retractors |
| Holding Forceps | | B504 | Sieve for Auvarud's Specula |
| Measuring Device | | AD910 | Siggars' Intra-venous Cannula |
| Screws, Bone | B502, AD909 | | Sigmoidoscopes |
| Compression | | AD901-2 | Applicator |
| Myoma | | M299 | Battery Boxes |
| Scurr's Intravenous Outfit | G32, IT749 | | Bellows |
| Sedimentometers | | C710 | Brush |
| Section Lifter, Dissecting | | PM738 | Caustic Holder |
| Razor | | PM734 | Cautery Burners |
| Seed Introducer, Radon | | AD842 | Curette |
| Seekers, Dissecting | | PM737 | Forceps |
| Mastoid | | A330-1 | Scoop |
| Sellors' (Holmes) Rib Raspatory | | L439 | Snare |
| Semb's Pneumonectomy Forceps | | L445 | Telescopes |
| Rib Holding Forceps | | L435 | Tube |
| " " Raspatories | | L439-40 | Swab Holder |
| " " Shears | | L434 | Silcock's Iris Forceps |
| Semi-Lunar Cartilage Forceps | | B494 | Needle Holders |
| Knives | | B495 | Silk Surgical, "Anacap" |
| Retractors | | B496-8 | Suture |
| Sengstaken's Oesophageal Tube | | AD927 | " " Plastic Surgery |
| Senoran's Stomach Aspirator | | S756 | Silver Nitrate Caustic Points and Holder |
| Separators, Dura Mater | | V550 | "Silver Seal" Syringes |
| Nasal | | N349 | Silver Wire for Scalp Clips |
| Vertebral | | AD916 | Silverman's Liver Biopsy Needles |
| Septum Forceps, Nasal | N349-52, P589 | | S.I.M.A. Fitting Adaptors |
| Raspatory, Nasal | | P587 | Syringes |
| Set, Nasal | | N348 | Simple Pattern Calipers |
| Seton Pringle's Intestinal Clamp | | G169 | Galvano-Cautery Handles |
| Seymour Jones' Tongue Depressor | | C685 | Goniometer |
| Tonsil Dissector | | T378 | Pelvimeter |
| Shades, Eye | | O662 | "Simplic" Insufflator |
| "Shadwell" Laryngoscope | | AD834 | Simpson's Craniotomy Forceps |
| Shardle's Towel Forceps | | G46 | Midwifery Forceps |
| Sharman's Endometrial Biopsy Curette | | M306 | Perforators |
| Kymographic Apparatus | | M274 | Uterine Sound |
| Shaw's Pessary Introducing Forceps | | M311 | Simpson-Smith's Suction Tube |
| Shears, Plaster | | B515 | Sims' Needle Holders |
| Rib | | L430-4 | Rectal Speculum |
| " " Post Mortem | | PM729 | Suture Needles |
| Sheath, Rectal | | U237 | Uterine Curettes |
| Sheehan's Ala Retractors | | P584 | Vaginal Depressor |
| Fascia-Lata Needle | | P599 | " " Dilators |
| Sheeting, Aluminium for Splints | | B535 | " " Specula |
| Duralumin for Splints | | B535 | " " for Diagnostic Sets |
| Lead Diathermy | | E820 | Sinclair's Cyclodialysis Spatula |
| " " Plastic Surgery | | P606 | Sinclair's Bone Clamps |
| "Sheffield" pattern Bandage Scissors | | AD838 | Footpiece |
| Bone Holding Forceps | | B455 | Pliers for Wire |
| Screwdriver | | AD912 | Reversible Stirrup |
| Tonsil Holding Forceps | | T379 | Wire Guide |
| Shennen's Dissecting Forceps | | PM730 | Sinus Forceps |
| Sheppard's Bladder Irrigation Clamp | | U229 | Plastic Surgery |
| Sherlock's Liver Biopsy Trocar and Cannula | | G182 | Sinus, Frontal, Bougies |
| Sherman Type Bone Plates | | B502 | " " Cannulae |
| Screws | | B502, AD909 | " " Probes |
| | | | " " Rasps |

Chas. F. Thackray Ltd.

INDEX—continued

S—continued

| Article | Page No. |
|--|----------------|
| Sinus, Frontal (<i>continued</i>) | |
| " Syringe | N368 |
| " Transillumination | N367 |
| Sphenoidal, Probe | N365 |
| " Syringe | N368 |
| Sise's Introducer for Spinal Needles | G37 |
| Skeleton, Demonstration | C717 |
| "Skid", Bone | B483 |
| Skin Approximation Forceps | G136 |
| Graft Boards | P575 |
| " Cement | P578 |
| " Knife Sterilizing Tubes | AD843 |
| " Knives | P575, P577-8 |
| " Lifter | P580 |
| " Measure | P573 |
| " Needles | P573 |
| " Pen, Mapping | P568 |
| " Razors | P575, P577-8 |
| " Spreading Shovel | P575 |
| Hooks | P569-71, AD918 |
| Pencils | C673 |
| Retractors | P570-1 |
| Thermometers | C665 |
| Skinner's Chestpiece | C667 |
| Skull and Brain Instruments | V549-62 |
| Burrs | V549 |
| " Brace | V549 |
| Calipers, Post Mortem | PM732 |
| Coronet, Post Mortem | PM733 |
| Cutting Forceps | V554-6 |
| Drill | V549 |
| Elevators | V53-45 |
| Gouge Forceps | V54-65 |
| Raspatories | V553 |
| Rest, Post Mortem | PM733 |
| Saws | V549-50 |
| " Guide | V550 |
| Traction Apparatus | V548 |
| Trepines | V549 |
| Sleeving, Mercerised Cotton | AD885 |
| Slide-Scale Pelvimeter | M257 |
| Slides, Microscope | PM736 |
| Holding Forceps | PM738 |
| Sling, Cervical Vertebrae | B536 |
| Sloan Robertson's Brain Cannula | V560 |
| Brain Suction Tube | V559 |
| Ventricular Cannula | V560 |
| Small's Fasciatome | G140 |
| Smerz's Ice Tong Caliper | AD914 |
| Smillie's Bone Punches | B498 |
| Instruments for Osteochondritis Dissecans | AD907-8 |
| Knee Joint Chisel | B498 |
| " " Knives | B495 |
| " " Osteotome | B498 |
| " " Retractors | B497 |
| Meniscectomy Knives | B495 |
| Smith's (A.) Pessaries | M312 |
| Smith's (C.) Tonsil Artery Forceps | T376 |
| Smith's (D.) Cataract Knife | O641 |
| Smith's (Ferris) Punch Forceps for Disc Excision | V544 |
| Sphenoidal Punch Forceps | N358 |
| Smith's (Guthrie) Goniometer | B516 |
| Smith's (Heywood) Ovum Forceps | M268 |
| Smith's (Rodney) Modified Bakes' Dilators | AD857 |
| Smith's (Simpson) Suction Tube | G175, E832 |

S—continued

| Article | Page No. |
|--|-----------------|
| Smith's (T.) Intestinal Clamp | G170 |
| Smith-Petersen's Bone Graft Forceps | B454 |
| Hip Arthroplasty Gouges | B483 |
| " Cups (or Moulds) | B482 |
| " Moulds (or Cups) | B482 |
| " Nails | B491, AD904 |
| " " Extractor and | |
| Impactor | B493 |
| " " Impactor | B493 |
| " Retractor | B483 |
| " Starter | B493 |
| Osteotomes | B473-4 |
| Smith-Potts' Needle Holder | AD885 |
| Scissors | AD883 |
| Smithwick's Sympathectomy Hook | V546 |
| Clip Forceps | V546 |
| Smythe's (Drew) Induction Catheter | M265 |
| Uterine Catheter | M277 |
| Snaith's Hæmostasis Forceps | AD874 |
| Snares, Aural | A325 |
| " Wire | A325 |
| Nasal | N361 |
| " Wire | N361 |
| Sigmoidoscope | G155 |
| " Wire | G155 |
| Tonsil | T383 |
| " Wire | T383 |
| Snellen's Entropium Forceps | O654 |
| Test Types (Improved) | O629 |
| Vectis | O642 |
| Solomon's (Bethel) Placenta Forceps | M261 |
| Sounds, Bladder | U191-2 |
| Renal | AD860 |
| Uterine | M283 |
| Souper's Tonsil Compressor | T377 |
| Southey's Trocar and Cannulae Sets | G113 |
| Souttar's Balkan Beam | B533 |
| Oesophageal Intubation Set | L406 |
| Saline Infusion Apparatus | IT743 |
| Spanners for Oxygen Cylinders | S809 |
| Spanners, Box | AD904 |
| for Oxygen Cylinders | S809 |
| Spatula, Cyclodialysis | O636 |
| Enucleation, Ophthalmic | O655 |
| Tongue | T371-3 |
| Specimen Collector, Bronchoscopy and | |
| Oesophagoscopy | L398 |
| Forceps, Bronchoscopy and | |
| Oesophagoscopy | L405 |
| Specula, Aural | A314 |
| Eye | O633-9 |
| Laryngeal | L395, L394 |
| Nasal | N338 |
| Oesophageal | L399-400 |
| Rectal | G148-51 |
| " for Diagnostic Sets | C686 |
| Vaginal | M286-9 |
| " for Diagnostic Sets | C686 |
| Spectacles, Binocular | O660 |
| Oxygen | S808 |
| Specula, Aural | A314, AD879 |
| Rectal | G148-51, AD851 |
| Vaginal | M286-9, AD874-6 |
| Spencer Wells Artery Forceps G69-70, E834, AD837 | |
| " " Oral Surgery | D621 |
| Compression Forceps, Uterine | M303 |

INDEX—continued

| S—continued | | S—continued | | |
|---|------------------------------|-------------|--|-------------------|
| | Article | Page No. | Article | Page No. |
| Spencer Wells (<i>continued</i>) | | | Sprays, "Atomist" | S761 |
| | Hysterectomy Forceps | M303 | Cocaine | S760 |
| Sphenoidal Sinus Cannula | | N365 | De Vilbiss | S761 |
| Probe | | N365 | Spreader/Approximator for Ribs | AD883 |
| Punch Forceps, <i>see</i> Nasal Sinus | | | Spreaders, Bladder Neck | U215, U225 |
| Syringe | | N368 | Plaster | B514-5 |
| Sphygmomanometers, Aneroid | C676, C678 | | Rib | L425-7, AD882-3 |
| Mercurial | C674-8 | | Skin Graft | P575 |
| Spigots, Catheter, Wooden | U203 | | Spring Balance, Extension | B534 |
| Hypospadias | U232, P603 | | Clips for Splints | B525 |
| for Catheters | AD865 | | Tubing | S754 |
| Spinal Anæsthetic Syringes and Needles | G32-5, P582 | | Eye Suture Needles | S792 |
| Manometers | V540, C679 | | Loaded Screwdriver | B507, AD911 |
| Needles | G32-6, V540, C679 | | Spud and Gouge, Eye | O642 |
| Indicator | G37 | | Needle, Eye | O643 |
| Introducers | G37 | | Spuds, Eye | O642-3 |
| Retractors | V541-3 | | Stæcke's Mastoid Guide | A337 |
| Tumour Scissors | V544 | | Staffs, Lithotomy | U191 |
| Spine Chisel, Post Mortem | PM728 | | Wheelhouse's Operation | U214 |
| "Spiroid" Stem Pessaries | M310 | | "Stag Beetle" Suture Clips | G135 |
| Spirometer | L424 | | Stalls, Finger | S764 |
| Splanchnic Needles | G37-8 | | Stamm's Bone-Cutting Forceps | B467 |
| Splines, Intramedullary | AD905 | | Knee Joint Retractor | B498 |
| Osteotomy | AD905 | | Osteotomes | B474 |
| Splinter Forceps | G102 | | Stamps, Anatomical | C716 |
| Splint Clips | B525 | | Standard, Height Measuring | C704 |
| Felt | B535 | | Stanley Boyd's Bone Scoops | B469 |
| Muslin | B535 | | Stanmore Bishop's Needle Holder | G129 |
| Sponge Rubber | B535 | | Staples, Bone | B499 |
| Stockinette | B535 | | Extractor | B499 |
| Straps | B535 | | Holder—Driver | B499 |
| Wadding | B535 | | Starter for Hip Nails | B491, AD904 |
| Splinting, Aluminium | B535 | | Steinmann's Bone Pin | AD906 |
| Cramer's | B534 | | Pin Extractor and Driver | B511 |
| Duralumin | B535 | | Introducers | B512 |
| Gooch's | B535 | | Pins for Böhler's Stirrups | B511 |
| Splints, Arm | IT741, B518-20 | | " " Charnley's Clamps | B494 |
| Abduction | B518 | | Stem Pessaries | M310 |
| Caliper | B523-4 | | Stems, Intra-Uterine | M282 |
| Elbow | B521 | | Stent's Composition, Plastic Surgery | P606 |
| Femur | B522-4 | | Sterilizer Box for Silk | AD849 |
| Finger | B521-2 | | Container, Bone Plates and Screws | B503 |
| Hallux Valgus | B535 | | Forceps | G106-8 |
| Hammer Toe | B535 | | Trays for Eye Instruments | O643 |
| Hand | B521 | | " " Hip Moulds | B481 |
| Hip Abduction | B524 | | " " Lifters | G106 |
| Humerus | B518-9 | | Tube for Greenfield's Manometer | V540, C679, AD843 |
| Leg (<i>see also</i> Femur) | B526 | | Sterilizers, Formalin, Glass Tube, for Catheters and | Bougies U195 |
| Nasal | N347, P589 | | Ureteric | Catheters U234 |
| Radius | B520 | | Metal Cabinet for Catheters | and Bougies U254 |
| Talipes | B536 | | Sterilizing Tubes for Skin Graft Knives | AD843 |
| Traction, Apparatus, etc. | B517-39 | | for Spinal Manometers | AD843 |
| "Universal", Gutter | B522 | | Spirit, Midwifery | M272-3 |
| Humerus | B518 | | Tablets, Formalin | U195, U234, U254 |
| Thomas' | B523 | | Sterndale & Bernstock's Sternal Needle | C680 |
| Walking Calipers | B523-4 | | Sternum Chisel | L435 |
| Irons | B535 | | Needles | G38, C680, IT752 |
| Wrist | B521 | | Shears | L435 |
| Sponge Forceps | G99-100, T391 | | Stethoscope Headframes | C669, AD924 |
| Holders | G99, G156, L402 | | Stethoscopes | C666-9, AD923-4 |
| Rubber, Plastic Surgery | P606 | | Foetal Heart | M255 |
| Splint Padding | B535 | | Triple-Change | C667 |
| Sponges, Plastic Surgery | P606 | | Parts: Chestpieces | C667-8 |
| Spoons, Bile | G180 | | | |
| Lachrymal | O637 | | | |
| Tarsal Cyst | O646 | | | |
| Sprague-Bowles' Stethoscope Chestpieces | C668 | | | |

INDEX—continued

S—continued

| Article | Page No. |
|--|-----------------|
| Suture Needles (continued) | |
| Tendon | S791 |
| Tension | S779 |
| Tonsil | S791 |
| Trachelorrhaphy | M308, S786 |
| Triangular (Cutting) .. | S775-6 |
| Uterine | S779 |
| Ventral Hernia | G141, S779 |
| Vessel | S791 |
| Suture and Ligature Materials | S770-4 |
| Artery Forceps | G57, T375 |
| Beads, "Double Stop" | G232, P604 |
| Carrier for Dott's Mouth Gag .. | P593 |
| " for Full Thickness, Skin Grafting | P571 |
| Clips | G135 |
| " Instruments | G135-9 |
| Holding Forceps, Eye | O648-9 |
| " " General | G131-2, AD835 |
| " " Urological | U218 |
| Instruments | G120-44, AD835 |
| Needle Lifting Forceps | G131 |
| Pusher | AD885 |
| Reels | G133-4 |
| Scissors | G71-2, G74-5 |
| " and Needle Holders | G75, P567, O665 |
| Silk | S772 |
| " Plastic Surgery | P605 |
| Tube Breakers | G133 |
| Tubes, "Double-Stop" | U232, P604 |
| " " Crushing Forceps | U232, P604 |
| Wire, Bone Surgery | B508 |
| " " Instruments | B509-10 |
| " General | G144, S773 |
| " Plastic Surgery | P606 |
| " on Needles | S772, S791 |
| Sutures, Atraumatic (Needle) | AD929-31 |
| Sven Johansson's Punch for Hip Nails | B493 |
| Swab Holder, Coolidge's | L402 |
| " for Sigmoidoscope | G156 |
| Holding Forceps | AD867 |
| "Swan-Neck" Examination Lamps | S703-4 |
| Iris Forceps | O651 |
| Swanson's Enterotome | G158 |
| Stomach Clamp | G173 |
| Vein Stripper | AD896 |
| Wound Stretcher | G144 |
| Swedish Pattern Bone Drill | B505 |
| Chisels | B476 |
| Gouges | B477 |
| Osteotomes | B474 |
| Plaster Shears | B515 |
| Swift Joly's Bladder Retractor | U219 |
| Cystoscope | U242 |
| Needle Holder | G124, U217 |
| Swivel Knives, Nasal | N343 |
| Swinney's Cannula and Introducer | AD861 |
| Infant's Bladder Retractor | AD866 |
| Sydenham's Mouth Gags | G12 |
| Syme's Abscess Knife | G40 |
| Aneurysm Needle | G96 |
| Ankle Joint Knife | G39 |
| Tonsil Dissector | T378 |
| Symond's Suture Needles | S790 |

S—continued

| Article | Page No. |
|--|---------------------|
| Sympathectomy Artery Forceps | G66, V546 |
| Clip Introducing Forceps | V545 |
| Dissecting Forceps | V545 |
| Hook | V546 |
| Scissors | V546, AD916 |
| Synechia Knives | O639 |
| Syringe and Needle Holding Forceps | AD842 |
| Syringes, Adaptors, Mounts, etc. | S805-7 |
| All Glass | S797 |
| Anæsthetic | |
| G32-5, T374, T393, P581-2, D610, D619 | |
| Antrum | N363, M368 |
| Aspirating | G115-6, L420-3 |
| Aural | A315-6 |
| Barium | M277 |
| Bladder | U207-9 |
| Blood Transfusion | IT739, IT742, IT744 |
| Cartridge | D619 |
| Cases, Metal, Spirit-proof | S799-800 |
| C.F.T. Brand | S796 |
| Chip | P573, D610 |
| Dental, Anæsthetic | D610, D619 |
| Ear | A315-6 |
| Enema | S765 |
| Fallopian Tubes | M276-7 |
| Female | M264 |
| Filling Cannula | S807 |
| Glycerine | M264, M277 |
| Hæmorrhoidal Injection | G145-6 |
| Holder, Pressure | S800 |
| Holding Forceps, Sterilizer | G107 |
| " " Tray | G131 |
| Hypodermic, Intramuscular, etc. | S794-9 |
| Insulin | IT739, IT744 |
| Jar | S798-9 |
| Lachrymal | J800 |
| Laryngeal | O638 |
| Lipiodol, Chest | T393 |
| " Uterine | L419 |
| Luer Fitting | M277 |
| Luer-Lock Fitting | S794-9 |
| Nasal | S797 |
| Nylon | N366-7 |
| Outfits | S794 |
| " Antrum and Sinus | S799 |
| Plastic Surgery | N368 |
| Record Fitting | P581-2 |
| " Type | S794-9 |
| Rubber | S795 |
| Salpingography | M265, S765 |
| Sedimentation, Blood | M276-7 |
| Sets | C709 |
| " Antrum and Sinus | S799 |
| S.I.M.A. Fitting | N368 |
| Spinal Anæsthetic, see Anæsthetic | S795-6 |
| " Diagnostic | V540, C679 |
| Tonsil | T374 |
| Transfusion, Blood | IT739, IT744 |
| Tubal Inflation | M276 |
| Tuberculin | S797 |
| Uterine, Douche | M265 |
| " Tubal | M276-7 |
| Urethral | U209-10 |
| Varicose Vein, Adaptor for | S800 |
| Veterinary | AD934 |
| "Vim" Brand | S796, S798 |

Chas. F. Thackray Ltd.

INDEX—continued

S—continued

| Article | Page No. |
|----------------------|------------|
| Syringes (continued) | |
| Water | P573, D610 |

T

| | |
|--|------------|
| T-shaped Bile Duct Drainage Tubes .. | G181 |
| Glass Connections | S755 |
| Table Model, "Anglepoise" Examination Lamp | |
| E.N.T. Examination Lamp | C701 |
| Formalin | C704 |
| U195, U234, U254 | |
| Tait's (Lawson) Perineorrhaphy Scissors | M266 |
| Talipes Splints | B536 |
| Wrench | B516 |
| Tallqvist's Hæmoglobin Scale | C708 |
| Tank, Ear | A316 |
| Tape Measures | C673 |
| Targett's Blunt Hook | M269 |
| Tarsal Cyst Forceps | O646-7 |
| Knife and Spoon | O646 |
| Taylor's Caecal Clamp | G171 |
| Hæmorrhoidal Forceps | G147 |
| " " Syringe | G146 |
| Hydrostatic Bag | M266 |
| Percussor | C672 |
| Taylor's Vectis | O642 |
| Teale's Dissecting Forceps | G52 |
| Gorget | U214 |
| Vulsellum Forceps | M295 |
| Teat (Babies') Application Forceps | AD873 |
| "Teflon" Arterial Grafts | AD893 |
| Felt | AD894 |
| Intra-cardiac Patches | AD894 |
| Mesh | AD894 |
| Paper | AD894 |
| Telescopes for Bronchoscopes | L401 |
| Sigmoidoscope | G153 |
| Tendon Hammers | C670-3 |
| Sutures | S791 |
| Tunnelling Forceps | AD899 |
| Tenotomy Knives | G41 |
| Tension Suture Needles | S779 |
| Tents, Laminaria | M282 |
| Terrier's Artery Forceps, Ophthalmic | O659 |
| Hysterectomy Forceps | M302 |
| Terson's Eyelid Retractors | O635 |
| Terylene, Braided | P605, S772 |
| Tesler Coil Handle for "Megafrex" Unit | E825 |
| Test Types, Colour Blindness | O623 |
| Distance | O629-30 |
| Reading | O630-1 |
| Revolving | O632 |
| Tests, Blood Sedimentation | C709 |
| Colour Blindness | O623 |
| Eye Knives | O659 |
| Holmgren's Wool | O623 |
| Urine | C715 |
| Tetra Towel Forceps | G46 |
| Thackray Improved Mechanical Dermatome | P577-8 |
| Thermometer Cases | C664 |
| Thermometers, Clinical | C664 |
| Rectal | C664 |
| Skin | C665 |
| Skin Surface | C665 |
| Sub-normal | C664 |

T—continued

| Article | Page No. |
|--|---------------------|
| Thiersch's Skin Graft Razors | V575 |
| Thigh Splint | B526 |
| Thoma Hæmocytometer Ruling | C705 |
| Thomas' Drop Bottle | G2 |
| Extractor for Küntscher's Nails | B501B |
| Splints (Modified) | B522-3 |
| Talipes Wrench | B516 |
| Thompson's (H.) Bladder Sounds | U192 |
| Prostatic Punch | U253 |
| Thompson's (V.) Bronchus Clamps | L442 |
| Thompson's (W.) Tongue Forceps | G21 |
| Thompson's Hip Prosthesis | AD900 |
| Raspatory | AD900 |
| Thomson's (St. Clair) Adenoid Curettes | N370 |
| " " Forceps | N368 |
| Laryngotomy Dilating | |
| Forceps | T389 |
| Nasal Speculum | N338 |
| Post Nasal Mirrors | N339 |
| Thomson-Walker's Bladder Dissecting | |
| Forceps | U216 |
| Bladder Needle | U216 |
| " Retractor | U222 |
| " Scissors | U224 |
| " Syringe | U208 |
| Kidney Pedicle Clamp | G184 |
| Needle Holder | G130, U218 |
| Penile Clamp | U211 |
| Renal Calculi Forceps | G186 |
| Ureteral Scoop | G187 |
| Thoracic Instruments | L407-51, AD880-96 |
| Thoracosopes | L407-8 |
| Thorne's Nasal Snare | N361 |
| Throat Brushes | T391 |
| Depressor, "Coldlite" | C694 |
| Lamp for Diagnostic Sets | C686 |
| Sprays | S761 |
| Torches | T373 |
| Thudichum's Nasal Speculum | N338 |
| Thyroid Aneurysm Needles | G108 |
| Artery Forceps | G110 |
| Dissecting Forceps | G109 |
| Dissectors | G108-9 |
| Holding Forceps | G109-10 |
| Instruments | G108-12 |
| Muscle Forceps | G110 |
| Retractors | G111-2 |
| Scissors | G111 |
| Tibbs' Continuous-Feed Aneurysm Needle | AD848 |
| Tiemann's Catheters | U198 |
| Tightener-Twister for Suture Wire | B509 |
| Tilley's Antrum Burrs | N364 |
| " Harpoon | N363 |
| Aural Forceps | A319 |
| Nasal Cutting Forceps | N357 |
| " Dressing Forceps | N340 |
| " Gouge | N349 |
| " Syringe | N366 |
| Oral Dressing Forceps | D616 |
| Polarisation Syringe | A328 |
| Tonsil Holding Forceps | T381 |
| Tissue Forceps | G53-6, AD836, AD866 |
| Todd's (Allan) Arm Abduction Splint | B518 |
| Pelvic Support | B537 |
| Tod's (Hunter) Aural Forceps | A319 |
| Toe Nail Scissors | G103 |

INDEX—continued

T—continued

| Article | Page No. |
|-------------------------------------|------------------|
| Tongue Depressors | T371-3 |
| for Diagnostic Sets | C694-5 |
| Oral Surgery | D618 |
| Forceps | G20, G21 |
| Tonometers | O659 |
| Tonsil Artery Forceps | T375-6 |
| Bistoury | T374 |
| Compressors | T377 |
| Dissecting Forceps | T378-9 |
| Dissectors | T377-8 |
| Guillotines | T384-5 |
| Holding Forceps | T379-82 |
| Instruments | T374-85 |
| Knife | T382 |
| Needles | T384 |
| Pillar Retractors | T377 |
| Scissors | T382-3 |
| Snare | T383 |
| Suction Tubes | T393, E833 |
| Suture Needles | S791 |
| Syringes | T374 |
| Vulsellum Forceps | T379-82 |
| Tooke's Corneal Splitting Knife | O640 |
| Tooth, <i>see</i> Dental | |
| Torches, Hand | C700 |
| Pen | C699-700 |
| Tourniquets | G117-9 |
| Cardiovascular | L451 |
| Lung | L441 |
| Towel Holding Forceps | G44-6 |
| Townsend's Corneal Scissors | AD922 |
| Scissors/Needle Holder | AD922 |
| Toynbee's Aural Specula | A314 |
| Auscultation Tube | A326 |
| Tracheal Dilating Forceps | T389 |
| Forceps, False Membrane | T390 |
| Hooks | T389 |
| Trachelorrhaphy Needles | M308, S786 |
| Tracheotomy Instruments | T386-90 |
| Sets | T386 |
| Tubes | T386-90, AD834-5 |
| Trachoma Forceps | O647 |
| Traction Apparatus, Orthopædic | B527-30 |
| " Skull | V548 |
| Bows, Hare Lip | V598 |
| Tractor, Prostatic | U215 |
| Transfixion Pin Mounts | B511 |
| Transformers, Heavy Duty | U233, E817-8 |
| Light Duty | G154, E816-7 |
| "Post" Electric Cautery | E812 |
| Transfusion and Infusion Outfits | |
| IT739, IT741, IT743 | |
| Needles, Cannulae and Trocars | T745-52 |
| Syringes | |
| IT739, IT742, IT744 | |
| Cradle | IT741 |
| Transillumination Outfits | N367 |
| Transuterine Insufflation Tubes | M276 |
| Traquair's Corneal Suturing Forceps | O649 |
| Iris Forceps | O651 |
| Travers' Retractor | G93 |
| Trays, Douche, Ophthalmic | O662 |
| for Needles | AD927 |
| Lifters, Sterilizer | G106 |
| Sterilizer, for Eye Instruments | O643 |
| " Hip Moulds | B481 |

T—continued

| Article | Page No. |
|--|----------------|
| Trelat's Enucleation Spatula, Ophthalmic | O655 |
| Trephines, Bone Graft | AD898 |
| Hammer Toes | AD908 |
| Hare Lip | V598 |
| Osteochondritis Dissecans Nails | AD908 |
| Sclerectomy | O639 |
| Skull | V549 |
| Trethowan's Bone Lever | B460 |
| Treves' Dissecting Forceps | G52 |
| Trevor Jones/Newman's Vertebral Separators | AD916 |
| Trial Cases | O625-6 |
| Drum for Eye Knives | O659 |
| Frames | O626-7 |
| Tri-Blade Vaginal Speculum | M286 |
| "Trilene" | |
| Inhalers | G5 |
| Triple-Change Stethoscope | C667 |
| Triple Lumen Cardiac Catheters | AD888 |
| Tripod Skull Rest, Post Mortem | PM733 |
| Tri-Sided Strop | G104, P580 |
| Trocars and Cannulae | G113-4 |
| Antrum | N362 |
| Bladder | U228-9 |
| Empyema | L417 |
| Gall Bladder | G181 |
| Intravenous | IT748, IT750 |
| Lipiodol, Thoracic | L416 |
| Liver Biopsy | G182 |
| Ovarian | M298 |
| Placenta | M262 |
| Suprapubic | U228-9 |
| Thoracic | L415-7, L420-2 |
| Trotter's Gouge Forceps, Skull | V555 |
| Trough, Ear | A316 |
| Tubal Inflation Apparatus | M274-5 |
| Syringe | M276 |
| Tube for Gastric Aspiration | AD926 |
| Oesophageal Compression | AD927 |
| Sigmoidoscope | AD851 |
| Sterilizing | AD843 |
| Tracheotomy | AD834-5 |
| Tuberculin Syringes | S797 |
| Tubes, <i>see</i> Surgical Application of | |
| Tubing, Anaesthetic Apparatus, Rubber | G6 |
| Clips | S754 |
| Connections | S754-5, S805 |
| Drainage | S753 |
| Polythene | G32, IT750 |
| " Adaptors | AD889-90 |
| " Pressure | G6 |
| Tudor Edwards Empyema Tubes | L418 |
| " Drainage Apparatus | L424 |
| Lung Artery Forceps | L443 |
| Rib Raspatory (or Hook) | L437 |
| " Spreaders | L426-7 |
| Scapula Retractor | L429 |
| Tuffier's Rib-Spreader | L427 |
| Tulle Dressings (Optulle Brand) | S768-9 |
| Tunbridge Wells' Walking Rocker | AD914 |
| Tuning Forks | A329 |
| Turnbuckle, Distraction | B456 |
| Turner's (Grey) Artery Forceps | G67-8 |
| Turner's (Logan) Aural Probe | A321 |
| Nasal Probe | N342 |

Chas. F. Thackray Ltd.

INDEX—continued

T—continued

| Article | Page No. |
|--|------------------|
| Turner Warwick Cholecystectomy Forceps | G176 |
| Tweedy's Canaliculus Knife | O636 |
| Twist Drills | B506 |
| Silk | S772 |
| Wire, Suture | B508, P608, S773 |
| "Tycos" Aneroid Sphygmomanometer | C678 |
| Tyrell's Iris Hook | O640 |

U

| | |
|---|--------------------|
| U-Tube, Intravesical Pressure | U204 |
| Umbilical Scissors | M262 |
| Vein Trocar | M262 |
| Undines | O663 |
| Unions, Stethoscope | C668 |
| Suction, Endotracheal | G28 |
| Tubing | S754-5 |
| "Universal" Bed Frame, Four-Poster | B532 |
| Cystoscopic Forceps | U235 |
| Diagnostic Set | C683 |
| Extension Apparatus | B530 |
| Grünwald's Punch Forceps | N353 |
| Humerus Splints | B518 |
| Ophthalmoscope-Retinoscope Head | C681 |
| Rectal Forceps | AD852 |
| Splints, Gutter Pattern | B522 |
| Suction Set | E833 |
| Thomas' Splint | B523 |
| University College Hospital Pattern Jack for Mouth Gags | G16 |
| Unna's Comedo Extractor | G102 |
| Upcott's Bile Tray | G180 |
| Splanchnic Needle | G38 |
| Syringe Holder | S800 |
| Ureter Holding Forceps | G187, M298 |
| Ureteral Dilating Forceps | U235 |
| Scissors | U235 |
| Scoop | G187 |
| Ureteric Catheters | U234 |
| Urethral Bougies | U192-3, U197 |
| Calibrator | AD935 |
| Catheters | U195-6, U198 |
| Forceps | U213 |
| Guide | U214 |
| Holding Forceps | M297 |
| Nozzles | U213 |
| "Sling" Fascia Instruments | M297 |
| Sounds | U192-3 |
| Syringes | U209-10 |
| Urethrography Clamp | U213 |
| Urethroscopes | U241, U247, U252 |
| Urinal for Pocket | AD873 |
| Urine Bag | AD862 |
| Drainage Bottles | AD863-4 |
| Test Outfits | C715 |
| Urological Instruments | U188-254, AD861-73 |
| Uterine Artery Forceps | M300 |
| Biopsy Curettes | M305-6 |
| Catheter | M277 |
| Clamps (Hysterectomy) | M300-3 |
| Compressor | M261 |
| Curettes | M284-5 |
| Dilators | M279-81 |
| Dressing Forceps | M291-3 |

U—continued

| Article | Page No. |
|------------------------|-------------|
| Uterine (continued) | |
| Flushing Curettes | M285 |
| " Tubes | M278-6 |
| Probes | M283 |
| Scissors | M296, AD878 |
| Sounds | M283 |
| Stems | M282 |
| Suture Needles | S779 |
| Syringes | M277 |
| Tubes | M275-6 |
| Vulsellum Forceps | M294-5 |
| Uterus Holding Forceps | M295 |

V

| | |
|--|---------------------|
| Vaccination Instruments | G105 |
| Vacuum Flasks | IT740, IT743 |
| Vaginal Biopsy Punch Forceps | M306 |
| Depressors | M291 |
| Dilators | M282 |
| " Post-Operative | M313 |
| Douche | M365 |
| Insufflator | S762 |
| Mould, Inlay Graft | M313 |
| Pipes | M264-5 |
| Retractors | G79, M289-90, AD876 |
| Specula | M286-9, AD874-6 |
| Valve, Fine Adjustment, Oxygen | S809 |
| Van Doren's Cervical Biopsy Forceps | AD878 |
| Van Havre's Gouge Forceps | B468, V556 |
| Van Rooy's Hysterectomy Spade | M304 |
| Vaporiser, Ether | G5 |
| Vectis | O642 |
| Vehmehren's Rib Shears | L432 |
| Vein Strippers | AD894-6 |
| Varicose, Adaptor for Syringe | S800 |
| Ventral Hernia Filigrees | G143 |
| Needles | G141, S779 |
| Ventricular Cannulae | V559-60 |
| Ventro-Suspension Forceps | M298 |
| Vernon's Percussor | C673 |
| Vertebrae, Skull and Brain Instruments | V540-62 |
| Forceps for Disc Excision | V544-5 |
| Vertebral Separator | AD916 |
| Vessel Suture Needles | S791 |
| Veterinary Syringe | S795 |
| "Vienna Pattern" Spinal Needle | G36 |
| Tarsal Cyst Forceps | O646 |
| Vaginal Retractor | M290 |
| Vilbiss' (de) Skull Cutting Forceps | V556 |
| "Vim" Brand Injection Needles | S804 |
| Syringes | S796 |
| " Insulin | S798 |
| Vita-Lock Pitkin's Anaesthetic Syringe | G34, P581 |
| Vitreous Globes | O655 |
| Volkman's Bone Scoops | B469 |
| " Oral Surgery | D613 |
| Pelvic Rest | B537 |
| Retractors | G86, B460 |
| Voltmeter and Battery Box | G154, U233 |
| Vulsellum Forceps, Tonsil | T379-82 |
| Urological | U226 |
| Uterine | M294-5 |
| Vulva Retractor | M289 |

INDEX—continued

| W | | <i>W—continued</i> | |
|---|-------------------------|---|-----------------|
| <i>Article</i> | <i>Page No.</i> | <i>Article</i> | <i>Page No.</i> |
| Wade's Kidney Pedicle Clamp | G185 | Wellington Boots | S765 |
| Wakeley's Laminectomy Retractor .. | V543 | Wells' (C.) Ligature Scissors | G132 |
| Walking Appliance, Plaster | AD915 | Modified Nystrom's Clamp | AD857 |
| Caliper | B523-4 | Renal Sounds | AD860 |
| Irons | B535 | Wells' (Spencer) Artery Forceps | |
| Plaster Appliance | AD915 | G69-70, E834, AD837 | |
| Rocker | AD914 | " " Oral Surgery | D621 |
| Wall Charts, Anatomy and Physiology .. | C717-8 | Compression Forceps, Uterine | |
| Hygiene and Sanitation | C718 | Hysterectomy Forceps | M303 |
| Model, "Anglepoise" Examination Lamp | C702 | Wells, Glass | A320, D610 |
| " " " " " " " " " | | Wertheim's Blade | M290 |
| " " " " " " " " " | | Hysterectomy Clamp Forceps | M303 |
| Wall and Clifford's Uterine Dilators .. | C704 | "West Bromwich" Bronchitis Kettle .. | AD880 |
| Wallis' Dental Extraction Forceps | D608 | Westergren's Sedimentometers | C710 |
| Probe | D607 | West Middlesex Hospital Pattern Intravenous | |
| Set | D607 | Needle | IT750 |
| Stump Elevator | D609 | "Westminster" Intravenous Retractor .. | AD925 |
| Walsham's Nasal Septum Forceps | N352, P589 | West's Mastoid Retractor | A335 |
| Walter's Vaginal Biopsy Punch Forceps .. | M306 | Nasal Dressing Forceps | N341 |
| Walther's Female Catheter | AD862 | Wheeler's Suction Tube | G175, E833 |
| Walton's Retractors | G77, V557 | Tonsil Scissors | T383 |
| Eye Spud | O643 | Wheelhouse's Staff | U214 |
| " " and Gouge | O642 | Whip Bougies | U197 |
| " " " " Needle | O643 | Catheters | U196 |
| Wangensteen's Intestinal Tube | S759 | Whistle Tip Catheters | U198, U234 |
| Ward's (B.) Malleable Light | L409, U223 | Whitchurch Howell's Osteotome | B473 |
| Ward's (T. D.) Needle Holder | P573 | Whitehead's Cleft Palate Mouth Gag .. | G13 |
| Ward Scissors | G71-2 | Whitelock's Tonsil Artery Forceps | T376 |
| Wardill's Bladder Syringe | U208 | Holding Forceps | T382 |
| Warming Bottle, Oxygen | S809 | Whitfields' Epilation Forceps | G102 |
| Warwick's Cholecystectomy Forceps | G176 | Wide Bore Stethoscope Chestpiece | C668 |
| Washer, Catheter | U204 | Headframe | C669 |
| Watch Spring Pessaries | M311 | Tubing | C668 |
| Water Suction Pump | E831 | "Wide Throw" Brace | AD902 |
| " " Valve | E829 | Wiggin-Davies' Tubing Connections | S755 |
| Syringes | P573, D610 | Wilde's Aural Dressing Forceps | A319 |
| Waterhouse's Rib Shears | L434 | Entropium Forceps | O654 |
| Waters', Anæsthetic Airway | G18 | Nasal Dressing Forceps | N341 |
| Watson Cheyne's Dissector Probe | G97 | Wilfred Adams Fasciátome | G140 |
| Watson-Jones' Guide Wires | B492 | Wilfred Harris' Spinal Needle | G35 |
| Hip Nails | B491 | Wilkie's Cholecystectomy Forceps | AD857 |
| Introducer for Guide Wire | B492 | Willett's Placenta Forceps | M261 |
| Watson-Williams' Frontal Sinus Bougies .. | N364 | Williams' (Everard) Barium Syringe | M277 |
| " " Rasps | N365 | Williams' Automatic Screwdriver | AD911 |
| Nasal Chisel | N348 | Bone Screw and Plate Holder | |
| " " Polyp Forceps | N360 | B503, AD910 | |
| Syringe Outfit | N368 | Williamson's Midwifery Forceps | M260 |
| Tonsil Holding Forceps | T381 | Wilm's Gouge Forceps | A337, V556 |
| " " Syringe | T374 | Wilson Hey's Artery Forceps | G61, U230 |
| Watt's (Lindsay O.) Endometrial Biopsy Curettes | M305 | Wilson's Tonsil Scissors | T383 |
| Waugh's Dissecting Forceps | G52, T378-9, P564, D616 | Winders, Ligature | AD927 |
| Tonsil Holding Forceps | T381 | Wingfield's Diathermy "Quiver" | E818 |
| Webbing Straps for Splints | B535 | Wingrave's (Wyatt) Aural Syringe | A315 |
| Weber's Canaliculus Knife | O636 | Winsbury-White's Bladder Neck Spreader | U215 |
| Weber-Liel's Eustachian Tubes | A326 | Catheters | U201 |
| Webster's Needle Holder | AD847 | Kidney Pedicle Needle | G185 |
| Wecker's (De) Eye Scissors | O656 | Perineal Retractor | U220 |
| Wedges, Mouth | G18-9 | Urethral Guide | U214 |
| Weight and Chain for Retractors | G78 | Winter's Cranioclast and Cephalotribe .. | M269 |
| Weights, Extension | B534 | Wire, Cutters | B509-10 |
| Weil's Nasal Cutting Forceps | N357 | Guide | B509 |
| Weintraud's Intravenous Needle | IT750 | Pliers | B509 |
| Tubing Adaptors | S805 | Snare, Aural | A325 |
| "Welbeck" Needle and Syringe Forceps .. | AD842 | " Nasal | N361 |
| | | " Sigmoidoscope | G155 |
| | | " Tonsil | T383 |

Chas F. Thackray Ltd.

INDEX—continued

W—continued

| Article | Page No. |
|--|------------------------|
| Wire (continued) | |
| Suture | G144, B508, P606, S773 |
| " on Needles | S772, S791 |
| Tightener and Twister | B509 |
| Wires, Extension | B512 |
| Wise's Tongue Depressor | T373 |
| "Wishbone" Pessary | M312 |
| Woake's Eustachian Catheters | A326 |
| Wood's Jaw Saw | B464 |
| Wood's Tonsil Scissors | T383 |
| Woodfield-Davies' Endotracheal Tubes | G25-6 |
| Wool Holder | A320, D610 |
| Test, Colour Blindness | O623 |
| Worrall's Pedicle Needle | M308 |
| Vulsellum Forceps | M295 |
| Worth's Suture Needles | S791 |
| Woulff's Bottle | S809 |
| Wound Nozzle | S755 |
| Stretchers | G76, G144 |
| Syringe | M264 |
| Wrench, Bone Plate | B504 |
| Post Mortem | PM728 |
| Talipes | B516 |
| Wright-MacLellan's Walking Plaster Appliance | AD915 |
| Wright's Needle Holder | G130 |
| Wrigley's Midwifery Forceps | M260 |
| Wrist Splints | B521 |

W—continued

| Article | Page No. |
|--|----------|
| Wyatt Wingrave's Aural Syringe | A315 |
| Wyndham Powell's Bougies | U193 |

X

| | |
|---|------|
| X-ray Opaque Ureteric Catheters | U234 |
|---|------|

Y

| | |
|---|------------|
| Y-shaped Tubing Connections | S755 |
| Yankauer's Inhaler | G8 |
| Suction Tube | T393, E833 |
| Yorke's (Courtenay) Tonsil Compressor | T377 |
| "Yorkhill" Enterotome | AD853 |
| Young's Tongue Forceps | G21 |
| Young's (Hugh) Prostatic Delivery Forceps | U226 |
| Tractor | U215 |

Z

| | |
|---------------------------------------|-------|
| Zachary Cope's Humerus Splint | B519 |
| Intestinal Clamp | G162 |
| Zadik's Clamp | AD916 |
| Zygomatic Bone Elevator | AD920 |
| Ziegler's Capsulotomy Knife | O640 |
| Iridotomy Knives | O640 |

SUPPLEMENTARY INDEX

These items have been added since the last edition

| Item | Page No. |
|---|--------------|
| Abdominal Retractors | AD937 |
| A-C-T Transfusion Regulator | IT742 |
| Adson's Nerve Hooks | AD941 |
| Allison's Sponge Holding Forceps | AD950 |
| Amniotomy Forceps | AD940 |
| Andersen's Tendon Tunelling Forceps | AD899 |
| Aneurysm Needles | AD938, AD944 |
| Anscombe's Aneurysm Needle | AD938 |
| Arterial Cannulae | AD948, AD951 |
| Reamers | AD949 |
| Strippers | AD948 |
| Artery Forceps | AD936, AD945 |
| Bailey's modified Vaginal Speculum | AD941 |
| Barlow's modified Pott's Clamp | L447 |
| Bladder Biopsy Forceps | U241 |
| Cannulae, Arterial | AD948 |
| Coronary Perfusion | AD951 |
| Intravenous | G2-4 |
| Cardiovascular Instruments | AD945-951 |
| Sutures | AD932 |
| Carmalt's Artery Forceps | AD936 |
| Case, Document | C707 |

C—continued

| Item | Page No. |
|---|--------------|
| Catheters, Gastrostomy | AD939 |
| Intravenous | G2-4 |
| Cervical Occlusion Cone | M287 |
| Chassar Moir's Instruments for Repair of Vesico-Vaginal Fistula | AD941-2 |
| Cholecystectomy Forceps | AD938 |
| Clamps, Spur Crushing | AD953 |
| Vessel | L447 |
| Connections, Heart-Lung Machine | AD951 |
| Corner's Stethoscopes | AD954 |
| Coronary Perfusion Cannula | AD951 |
| Currie's modified Vaginal Speculum | AD944 |
| DeBakey Needle Holder | AD947 |
| Dermalene Sutures | AD932 |
| Dilator, Mitral Valve | AD950 |
| Dissecting Forceps | IT742, AD941 |
| Document Case | C707 |
| Drip Regulator | IT742 |
| Enderectomy Strippers | AD948 |
| Fibular Graft Dowel Cutter | AD952 |
| Flexon Sutures | S770 |
| Foley's Catheter Introducer | U194 |

SUPPLEMENTARY INDEX—continued

F—continued

| <i>Item</i> | <i>Page No.</i> |
|---|-----------------|
| Forceps, Amniotomy | AD940 |
| Artery | AD936, AD945 |
| Bladder Biopsy | U241 |
| Dissecting | IT742, AD941 |
| Cholecystectomy | AD938 |
| Skin-Fold Thickness | AD951 |
| Sponge Holding | AD950 |
| Tissue | AD951 |
| Tube Clamping | AD949 |
| Forewater Amniotomy Forceps | AD940 |
| Frazer's Artery Forceps | AD936 |
| | |
| Gastrostomy Catheter | AD939 |
| Gelder's Amniotomy Forceps | AD940 |
| Gosset's modified Retractor | AD937 |
| Gunning's Arterial Reamers | AD949 |
| Gynaecological Instruments | AD941-944 |
| | |
| Hand Retractor | AD952 |
| Heart-Lung Machine Connections | AD951 |
| Hooks, Nerve | AD941 |
| | |
| Inferior Oblique Clamp | AD922 |
| Intravenous Catheters | G2-4 |
| Dissecting Forceps | IT742 |
| Drip Regulator | IT742 |
| Needle | G2-4 |
| Introducer, Catheter | U194 |
| | |
| Kay's Gastrostomy Catheter | AD939 |
| | |
| Laryngoscope, Paediatric | G10 |
| Lawrance's Needle Holder | AD946 |
| Sternum Spreader | AD946 |
| Lawson's Instruments for Repair of Vesico-Vaginal Fistula | AD943-944 |
| Lentin's Retractors | AD937 |
| Lister's (Zachary) Crushing Clamp | AD953 |
| | |
| Macgregor Needle | G2-4 |
| McIndoe's modified Scissors | AD945 |
| Mackelvie's Prostatectomy Retractor | U188 |
| Martin's Endarterectomy Strippers | AD948 |
| "Maryfield" Catheter Introducer | U194 |
| Mayo's modified Retractor | AD946 |
| Mayo's (Potts) Needle Holder | AD947 |
| Mitral Valve Dilator | AD950 |
| Punch | AD950 |
| Moir <i>see</i> Chassar Moir | |
| | |
| Needle, Aneurysm | AD938, AD944 |
| Intravenous | G2-4 |
| Paracervical Nerve Block | AD940 |
| Wire Introducing | AD942 |
| Needle Holders | AD946, AD947 |
| Nutt's Ophthalmic Muscle Clamp | AD922 |
| | |
| O'Shaughnessy's Artery Forceps | AD945 |
| "Oxford" Paracervical Nerve Block Needle | AD940 |

| <i>Item</i> | <i>Page No.</i> |
|---|-----------------|
| Paediatric Stethoscopes | AD954 |
| Patrick's Dowel Cutter | AD952 |
| Perfusion Cannulae | AD951 |
| Polyethylene Sutures | AD932 |
| Potts' Clamps | L447 |
| Potts-Mayo's Needle Holder | AD947 |
| Price Thomas' Rib Raspatory | AD945 |
| Prostatectomy Retractor | U188 |
| Punch, Mitral Valve | AD950 |
| | |
| Raspatory, Rib | AD945 |
| Reamers, Arterial and Venous | AD949 |
| Resuscitation Trolley | G1 |
| Retractors, Abdominal | AD937 |
| Hand | AD952 |
| Prostatectomy | U188 |
| Sternal | AD946 |
| Rib Raspatory | AD945 |
| Rochester-Carmalt Artery Forceps | AD936 |
| Rochester-Pean's Artery Forceps | AD936 |
| | |
| Scissors | AD942, AD945 |
| Senning's Needle Holder | AD947 |
| Silk Sutures | AD928, AD931 |
| Skin-Fold Thickness Forceps | AD951 |
| Specula, Vaginal | AD941, AD944 |
| Sponge Holding Forceps | AD950 |
| Srivastava's Laryngoscope | G10 |
| Stack's Retractor | AD952 |
| Stethoscopes, Paediatric | AD954 |
| Stevens' Abdominal Retractor | AD937 |
| Stiles' modified Tissue Forceps | AD941 |
| Strippers, Endarterectomy | AD948 |
| Surgilope Sutures | S769-770 |
| | |
| Suture Wire on Needles | S770 |
| Swinney's Bladder Biopsy Forceps | AD929-932 |
| | |
| Taylor's Mitral Valve Dilator | AD950 |
| Punch | AD950 |
| Thomas' (Price) Rib Raspatory | AD945 |
| Tibbs' Arterial Cannulae | AD948 |
| Tibbs' modified Aneurysm Needle | AD938 |
| Tissue Forceps | AD941 |
| Transfusion Flow Regulator | IT742 |
| Trolley, Resuscitation | G1 |
| Tube Clamping Forceps | AD949 |
| | |
| Vaginal Specula | AD941, AD944 |
| Venous Reamers | AD949 |
| Verel's Skin-Fold Thickness Forceps | AD951 |
| Vesico-Vaginal Fistula Instruments, for repair of | AD941-944 |
| Vessel Clamps | L447 |
| | |
| Wade's Tube Clamping Forceps | AD951 |
| Watson's Coronary Perfusion Cannula | AD951 |
| Scissors | AD945 |
| | |
| Zachary-Lister's Crushing Clamp | AD953 |

PLASTIC SURGERY AND DENTAL INSTRUMENTS: SEE NEW SECTION AFTER THE INDEX
SEE ALSO SUPPLEMENTARY INDEX ON PAGES XLV AND XLVI

New Section

for

**PLASTIC, MAXILLO FACIAL,
ORAL and HAND SURGERY
INSTRUMENTS**

Index for above

will be found at the end of this
section, pages 49-77 to 49-80.

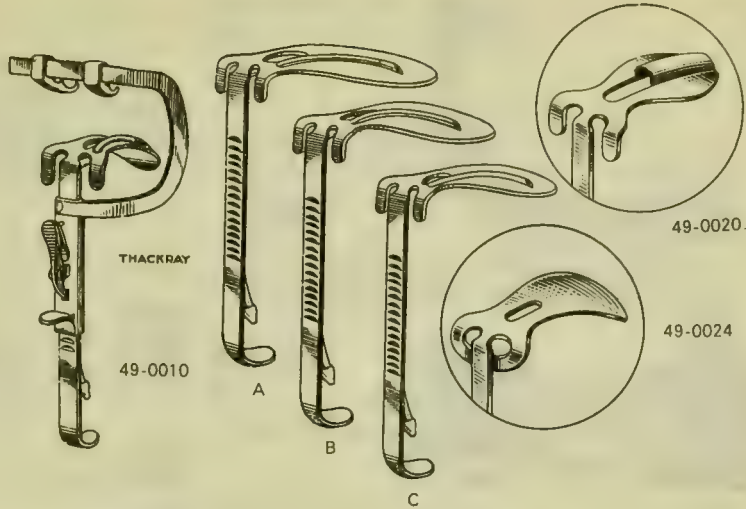
New Section

for

**PLASTIC, MAXILLO FACIAL,
ORAL and HAND SURGERY
INSTRUMENTS**

Index for above

will be found at the end of this
section, pages 49-77 to 49-80.



49-0010

DOTT'S MOUTH GAG, KILNER'S modification, with three sizes of tongue blades (A, B and C) with anaesthetic tubes, stainless steel.

49-0016

DOTT'S MOUTH GAG, KILNER'S modification, as above but **without** anaesthetic tubes, stainless steel.

49-0020

†**DOTT'S MOUTH GAG, KILNER'S** modification, as above but with "EGART" (East Grinstead Pattern) Tongue Blades.

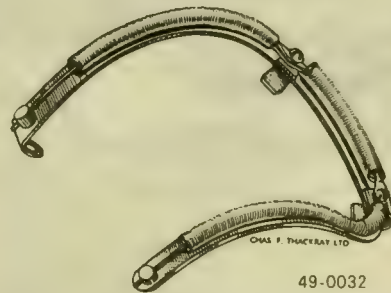
49-0024

DOTT'S MOUTH GAG, KILNER'S modification, as above but **without** anaesthetic tubes and fitted with OLDFIELD'S GUARD SHIELDS on blades.

- † Small blade will accommodate Magill Tubes to size 5.
- † Medium blade will accommodate Magill Tubes to size 7.
- † Large blade will accommodate Magill Tubes to size 10.
- † Ref. "The Lancet", Sept. 25th, 1954.

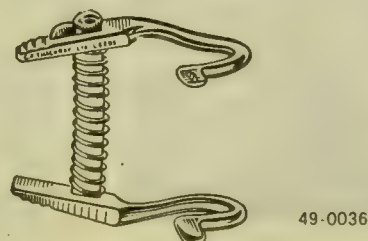
49-0032


KILNER'S SUTURE CARRIER, for use on Dott's Mouth Gag, silver plated.



49-0036

LANE'S MOUTH GAG, cleft palate, stainless steel, three sizes: small, medium and large.






49-0050

49-0050

HARRIS' INTRA-TRACHEAL CONNECTION, chromium plated, three sizes: $\frac{7}{16}$ in., $\frac{1}{2}$ in. and $\frac{5}{8}$ in. external diameter (4.7, 6.3, 7.9 mm.)



LARGE

MEDIUM

49-0058

49-0058

MOUTH PROPS, solid rubber, vulcanized over a metal core, with deep corrugations, pair of two sizes: medium and large, connected by chain.

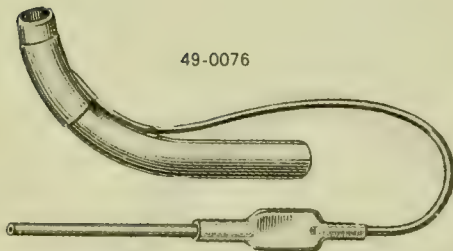
Note: The medium size Mouth Prop is made with or without channel for tongue, the small size only, without channel. Any combination of small, medium and large can be supplied with chain or singly.

49-0062

MOUTH PROPS, as above but medium size.

49-0064

MOUTH PROPS, as above but small size.



49-0076

The flange is inserted between cheek and teeth, thus preventing displacement lingually; the cheek muscles keep the prop from being dislodged outwards or buccally. The deep corrugations prevent anterior displacement and the channel allows the tongue to be packed over on the side opposite the operative field, thus giving more room for work in the mouth. When a large number of teeth are to be extracted the small prop should be used where teeth are standing. The large prop can be inserted where teeth have been removed, thus assisting in arrest of haemorrhage and enabling other teeth to be extracted.

49-0076

BULBAR TRACHEOTOMY TUBE, rubber, with fixed inflation cuff and pilot balloon, designed for use in artificial ventilation, sizes: 1 to 12† Magill's Tube Gauge (20 to 34 French Catheter Gauge).



49-0088

49-0088

CARTRIDGE DENTAL SYRINGE, complete with three nozzles, chromium plated, and tube of twelve stainless steel Schimmel's Needles (1½ in. by 26 S.W.G.) in card box.

49-0094

SCHIMMEL'S NEEDLES, double-ended, for above, in tubes of twelve needles.

†Actual sizes, see Page G.25 Thackray Instrument Catalogue.

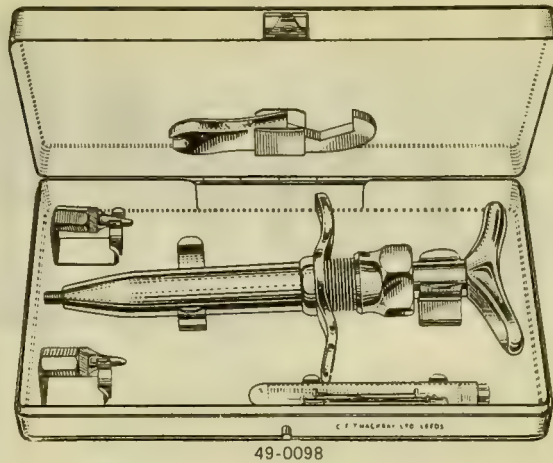
S.W.G. = Standard Wire Gauge.

49-0098

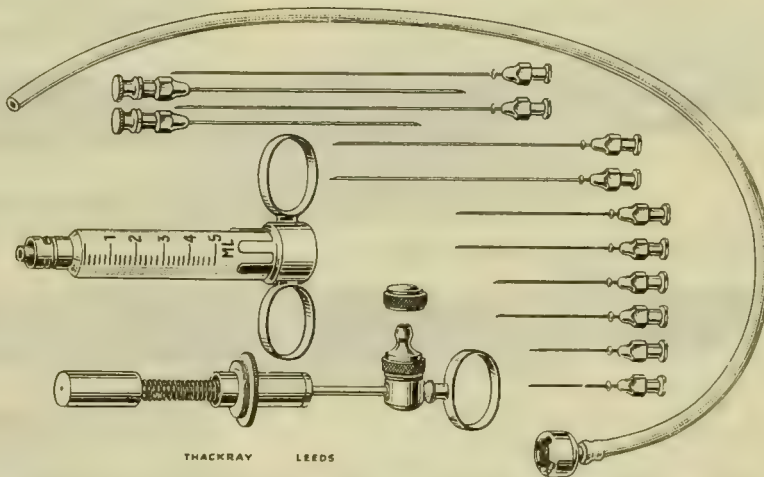
GILLIES' ANAESTHETIC SYRINGE, for local anaesthesia, consisting of: 60 min. all metal syringe, two adapters, tube of six Schimmel's needles and spanner, in chromium plated case.

49-0104

SCHIMMEL'S NEEDLES, 26 S.W.G. by 45 mm. in tubes of six needles.



49-0108



49-0108

VITA - LOCK PITKIN'S SYRINGE, for local and spinal anaesthesia, consisting of: 5 ml. syringe with metal Luer-locking nozzle and finger rings; range of ten stainless steel needles and two Pitkin's spinal needles; rubber tubing, metal sinker and sealing plug; contained in nickel plated case fitted with lift-out rack.

49-0110

Needles, with safety bead, size 25 S.W.G. by $\frac{1}{2}$ in. long (.5 x 23 mm.)

49-0112

Needles, with safety bead, size 22 S.W.G. by $1\frac{1}{4}$ in. long (.7 x 40 mm.)

49-0114

Needles, with safety bead, size 22 S.W.G. by 2 in. long (.7 x 50 mm.)

49-0116

Needles, with safety bead, size 22 S.W.G. by $3\frac{1}{4}$ in. long (.7 x 80 mm.)

49-0118

Needles, with safety bead, size 20 S.W.G. by $4\frac{1}{4}$ in. long (.9 x 105 mm.)

49-0120

Pitkin's Spinal Needles, size 22 S.W.G. by 3 in. long (.9 x 75 mm.)

49-0122

Pitkin's Spinal Needles, size 20 S.W.G. by $3\frac{1}{4}$ in. long (.9 x 90 mm.)

The piston of this syringe has a hollow centre tube through which solutions are introduced in a continuous flow by means of the spring-return piston rod. A sealing plug is provided for use when the self-filling device is not required. A metal bead is fitted to the shaft of each needle as a safety measure to prevent the needle - in the event of breakage - from being lost in the tissues and to facilitate easy removal.



***Duray**: Thackray Regd. Trade Mark.
(British Standard Specification No. 2982).

49-0128

49-0128

†**DURAY* STERILE DETACHABLE SCALPEL BLADES** Sizes: 10, 10A, 11, 12, 15, 20, 21, 22, 23, 24 and 25. In Dispenser Pack of 1 gross of a size.

† Contract rates upon request.

†49-0140

DURAY* NON STERILE DETACHABLE SCALPEL BLADES

Sizes as above. In cartons of 1 gross.



49-0152

49-0152

DURAY* SCALPEL HANDLE No. 3
For blades Nos. 10, 10A, 11, 12 and 15.



49-0154

49-0154


DURAY* SCALPEL HANDLE No. 4
For blades Nos. 20, 21, 22, 23, 24 and 25.



49-0156

49-0156

DURAY* SCALPEL HANDLE No. 5.
For blades Nos. 10, 10A, 11, 12 and 15.



49-0166

49-0166

JOSEPH'S NASAL KNIFE, probe-ended, nickel plated.



49-0168

49-0168


JOSEPH'S NASAL KNIFE, curved - on - flat, double-edged.

49-0170

JOSEPH'S NASAL KNIFE, as above but straight.

KNIVES FOR CUTTING SKIN GRAFTS USING REPLACEABLE BLADES

British Patent No. 641,307.




49-0174

BODENHAM'S improved BLAIR'S SKIN GRAFTING KNIFE, with two replaceable blades and perforated metal guard.

49-0176

49-0176

BLADES for above, 7 3/4 in. long (196.8 mm.)



49-0180

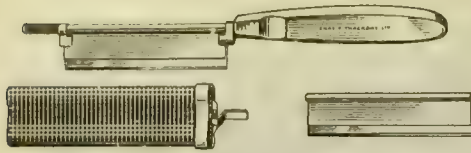
BODENHAM'S improved HUMBY'S SKIN GRAFTING KNIFE, with detachable roller, two replaceable blades and perforated metal guard.

49-0176

49-0176

BLADES for above, 7 3/4 in. long (196.8 mm.).

The two Knives illustrated above, made to the suggestions of D. C. Bodenhams F.R.C.S. (Edin.), Plastic Surgery Unit, Frenchay Hospital, Bristol, provide improved cutting instruments. Both Blair and Humby patterns have been redesigned to take a replaceable blade (which is the same for both Knives). The blades 7 3/4 in. long, made of scientifically hardened and acutely sharp lengths of safety razor strip, are mounted in stainless steel frames for rigidity. Their tubular backs fit exactly the rod of each knife handle, and are secured by a small bracket and circular milled nut, thus providing light and rigid perfectly-balanced skin grafting knives with blades which will cut a number of grafts before they need replacement. The illustrations show both patterns assembled and with the replaceable blade detached: the replacement of a blunt blade is a matter of a few seconds.



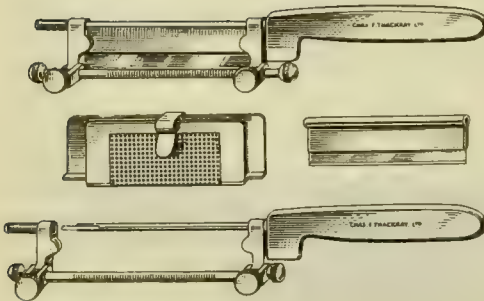
49-0184

49-0184

HARRISON'S modified BODENHAM-BLAIR SKIN GRAFTING KNIFE, miniature size, with two replaceable blades and perforated metal guard.

49-0186

BLADES for above, $3\frac{1}{4}$ in. long (79.3 mm.).




49-0190

49-0190

POTTER'S modified BODENHAM-HUMBY'S SKIN GRAFTING KNIFE, miniature size with detachable roller, two replaceable blades and perforated metal guard.

49-0186


BLADES for above, $3\frac{1}{4}$ in. long (79.3 mm.).



49-0194

49-0194

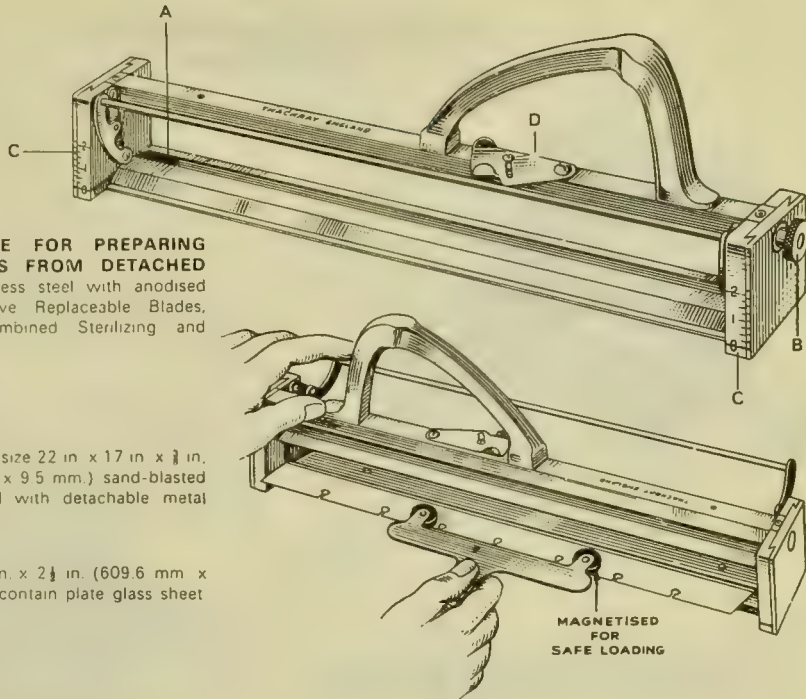
BLAIR'S SKIN GRAFTING KNIFE, with fixed blade and perforated metal guard.



49-0198

49-0198

HUMBY'S SKIN GRAFTING KNIFE, with fixed blade and detachable roller. complete in wood case.



49-0202

GIBSON-ROSS' KNIFE FOR PREPARING LARGE SKIN GRAFTS FROM DETACHED SKIN AND FAT, stainless steel with anodised aluminium handle, twelve Replaceable Blades, complete in metal combined Sterilizing and Carrying Case

49-0204

BLADES, for above

49-0206

PLATE GLASS SHEET, size 22 in x 17 in x $\frac{3}{8}$ in. (558.8 mm. x 431.8 mm x 9.5 mm.) sand-blasted on both sides and fitted with detachable metal carrying handles.

49-0208

TRAY, size 24 in x 18 in. x $2\frac{1}{2}$ in. (609.6 mm x 457 mm. x 63.5 mm.) to contain plate glass sheet in Hibitane solution

49-0210

EVO-STIK Adhesive.

49-0212

BRUSH for applying Evo-stik Adhesive.

Patent applied for

49-0202

Mr. Thomas Gibson, M.B. Ch.B. Glasg., F.R.C.S. Ed., F.R.C.P.S. Glasg., Consultant Plastic Surgeon, Western Infirmary, Glasgow, and Dr. Donald S. Ross, B.Sc., A.R.C.S.T., A.M.I. Mech. E., A.M.I. Prod. E., Bio-Engineering Unit, University of Strathclyde, Glasgow, write —

"It is very often possible following an extensive degloving injury, to obtain a satisfactory result by using the detached skin as a free graft, whereas replacing the skin and fat results in inevitable necrosis.

"The tedious process of "defatting" the skin with scissors, or alternatively the cutting of free grafts with available instruments from the detached mass of tissue is a difficult technical feat. The technical problems are similar in the surgical correction of lymphoedema of the legs.

"The above instrument has been developed to cut readily free skin grafts of any desired thickness, in strips of up to 11 in. (280 mm.) in width and of indefinite length. The knife consists of a rigid framework in which a twelve inch disposable blade is held in position by a locking plate A. At each end is a moveable footpiece which will raise or lower the cutting edge to any desired height above the flat surface upon which the knife is used. The thumb screw B adjusts both footpieces simultaneously and the exact height required is obtained by reference to the millimetre vernier scale C at each end. The clamp D locks the mechanism. The handle is positioned over the blade so that downward thrust may be obtained while cutting

"The knife requires an accurately flat surface upon which to function. For economy, flatness and freedom from distortion, we have used a sheet of plate glass sanded on both surfaces. It is sterilized in Hibitane in its carrying tray. The knife itself is autoclaved while the blades are sterilized in Hibitane.

"In practice, the skin surface of the detached tissue is first cleansed with spirit and ether to remove moisture and grease and then coated with a layer of an impact adhesive (Evo-stik is at present recommended) which is thinned with ether until it runs freely from the brush. One sanded surface of the glass is similarly treated. The mass of tissue is now transferred to the plate glass so that the skin surface adheres to the sanded glass surface. It is essential at this stage that wrinkles or air bubbles are not allowed to form and assistants are necessary to keep the skin extended. The knife is used with a reciprocating sawing movement and downward pressure maintained throughout the cutting. In most cases it should pass through the deepest layer of the dermis and since skin varies in thickness, frequent checks of the height of the footpieces are necessary. Finally the skin is removed from the plate. Most of the adhesive remains on the glass (from which it may be cleansed with ether) and there is no need to remove it from the skin. It appears to have no harmful effects and has been used extensively with the drum dermatome since McGregor (1958) described this application."

Vide *Lancet*, Jan 30, 1965 pp 252-253.

†Vide *British Jnl Plastic Surgery*, 1958, 11, 174.

THACKRAY MECHANICAL DERMATOME
for cutting skin grafts

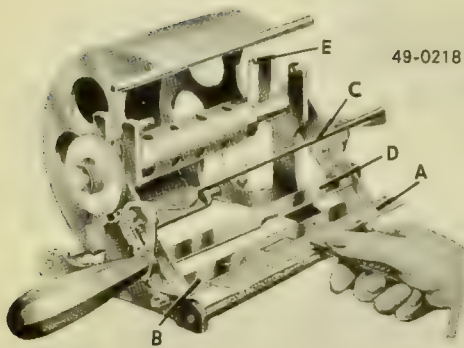


Fig. 1

49-0218

THACKRAY MECHANICAL DERMATOME, with Stand chromium plated twelve Replaceable Blades complete in metal combined Sterilizing and Carrying Case.

49-0220

BLADES, for above.

49-0222

LATEX CEMENT, non-inflammable for use with Dermatome in 1 lb. tins.

49-0224

LATEX CEMENT, in collapsible tubes approx. 2½ dr. capacity.

49-0226

BRUSH for applying Latex Cement.

49-0218

The mechanical dermatome for cutting skin grafts of a measured thickness has taken a permanent place among instruments used by the plastic and general surgeon. Originally evolved by E. C. Padgett of Kansas City, an improved machine was made in England by Chas. F. Thackray Ltd. and quickly found favour.

In the latest instrument, which supersedes the Padgett-Bishop model previously illustrated, several novel features have been incorporated to increase its efficiency for the cutting of skin grafts of a predetermined thickness. These improvements may be summarised as follows:

1. The use of a Replaceable Blade of wafer-thin steel with razor edge, 6¼ in. long (158.35 mm.).
2. Replaceable Blade, simple to fix and remove (see Fig. 1) on its Holder (B) by means of a Clamping Plate (D) working in a slide which is actuated by a simple hinged bar.
3. An instrument of lighter weight to provide greater sensitivity during operation.

Fig. 1 illustrates the instrument mounted on its stand and being prepared for use by the insertion of a replaceable blade in the blade-holder. The Blade (A) is fed forward by means of dissecting forceps as illustrated and located on two pins fixed to the flat surface of the Holder (B). A simple downward movement of the Lever Bar (C) to operate the Clamping Plate (D) securely fixes the blade in its operative position.

THACKRAY MECHANICAL DERMATOME

(continued)

The drum is shown held vertically on the stand to facilitate the insertion of the blade and when this has been done the drum may be turned completely upside down to enable its surface to be painted with Latex cement. (Each side-member of the drum has two large holes to enable it to be held in a vertical or completely inverted position on one of the Locating Pins (E) of the stand).




Fig. 2

Fig. 2 shows the assembled instrument mounted on stand ready for use. The Graduated Wheel (F) actuates a simple cam mechanism to increase or decrease the distance from the blade-edge to the drum surface. When revolved in an anti-clockwise direction the graduated wheel increases the setting in sixteen stages from zero to 16. Each graduation represents .001 inch so that the maximum thickness is .016 inch.

A Handle (G) for working the instrument can be fitted to either side; this is shown in Fig. 2 for a right-handed operator. (A tapped lug on the opposite arm enables the instrument to be assembled for use by a left-handed surgeon.)

A simple Safety Bar (H) is fitted to one end of the drum. This automatically prevents the cutting blade from travelling beyond the distal edge of the drum and so provides complete safety for the surgeon and assistants in the handling of the instrument.

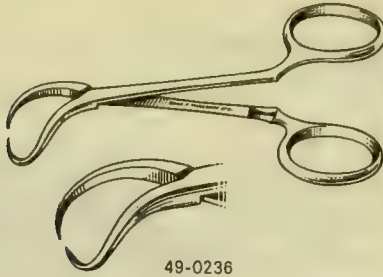
The Stand (J) is of robust construction. It has been designed so that the instrument may be placed on it without any danger of damaging the cutting edge of the blade. It is fitted with two tapped lugs at opposite corners of the base to hold the Handle (G) in a vertical position during sterilization.

The drum has a roughened surface and enables a graft size 8 in. by 4 in. (203 mm. x 101.6 mm.) to be cut.

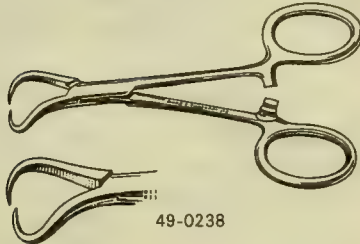
For efficient handling the instrument is provided with a metal case with perforated sides to permit sterilization in high-pressure steam in an autoclave.

The replaceable blades should be sterilized in hot air or immersed in any of the recognised bactericidal solutions.

NOTE—Before inserting the blade in its holder, it is advisable to set the Graduated Wheel (F) to a setting halfway between zero and maximum. This will enable the surgeon to locate the zero position for the particular blade in use.




49-0236
BACHAUS' TOWEL FORCEPS, screw joint
3½ in., (88.9 mm.) stainless steel.



49-0238
BACHAUS' TOWEL FORCEPS, as above but
with box joint.




49-0240
DENIS BROWNE'S TOWEL FORCEPS, for
penile holding, box joint, 5½ in. (139.7 mm.) stainless
steel.




49-0242
**FRENCHAY HOSPITAL PATTERN TOWEL
FORCEPS**, 3½ in. (88.9 mm.), stainless steel.
Designed to prevent tearing of towels.

49-0244
SHARDLE'S PATTERN TOWEL FORCEPS,
3½ in. (88.9 mm.) stainless steel, without discs on
jaws.



49-0246
MAYO'S TOWEL FORCEPS, screw joint, 5½ in.
(139.7 mm.) stainless steel.

49-0248
MAYO'S TOWEL FORCEPS, as above but with
box joint.




49-0256
ALLIS' TISSUE FORCEPS, with four into five
teeth, screw joint, 6 in. (152 mm.) stainless steel.

49-0258
ALLIS' TISSUE FORCEPS, as above, but with
box joint.

49-0260

ALLIS' TISSUE FORCEPS, American Pattern, with three into four teeth, box joint, 5½ in. (146 mm.) stainless steel.

Note — Larger size — 7½ in., (196.8 mm.) known as Judd-Allis', see page G55 in Thackray Instrument Catalogue.



49-0260

49-0270

DISSECTING FORCEPS, turn-over end, serrated jaws, 5 in. (127 mm.) stainless steel.

49-0272


DISSECTING FORCEPS, as above but 6 in. (152 mm.)

49-0274

DISSECTING FORCEPS, as above but 7 in. (177.8 mm.)

49-0276

DISSECTING FORCEPS, as above but 8 in. (203 mm.)



49-0270

49-0278

ADSON'S DISSECTING FORCEPS, lightweight handles, with fine one into two teeth on smooth jaws, 5 in. (127 mm.) stainless steel.

49-0280

ADSON'S DISSECTING FORCEPS, as above but 7 in. (177.8 mm.)


49-0282

ADSON'S DISSECTING FORCEPS, as above but with **non-toothed** serrated jaws, 5 in. (127 mm.)

49-0284

ADSON'S DISSECTING FORCEPS, as above but 7 in. (177.8 mm.)

Originally designed for neurosurgery.



49-0278

49-0286

BARSKY'S DISSECTING FORCEPS, with multiple teeth, 6 in. (152 mm.) stainless steel.

Particularly suitable for holding tissue that might otherwise slip.



49-0286

49-0288

BARSKY'S DISSECTING FORCEPS, with broad serrated jaws, 6 in. (152 mm.) stainless steel.


The broad tips of the jaws enable either skin or cartilage to be held without damage or slipping.



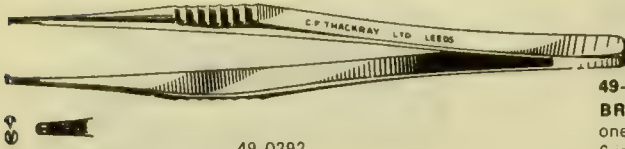
49-0288

49-0290

BARSKY'S LIGATURE FORCEPS, with serrated jaws, 7 in. (177.8 mm.) stainless steel.



49-0290



49-0292

49-0292

BRAITHWAITE'S DISSECTING FORCEPS, with one into two teeth on serrated and grooved jaws, 6 in. (152 mm.) stainless steel.

Particularly useful in suturing, for "pulling through", etc.



49-0294

49-0294

BROWN'S modified ADSON'S DISSECTING FORCEPS, with multiple teeth, 5 in. (127 mm.) stainless steel.

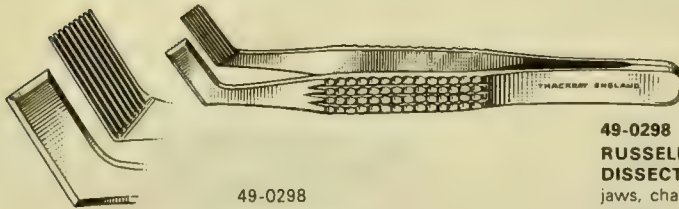


49-0296

49-0296

CHARNLEY'S modified McINDOE'S DISSECTING FORCEPS, with two into three teeth and block on jaw, 6 in. (152 mm.) stainless steel.

Particularly suitable for suture tying in Hand Surgery and other techniques.




49-0298

49-0298

RUSSELL DAVIES' BURNS DESLOUGHING DISSECTING FORCEPS, with broad, serrated jaws, chamfered on all edges, 6½ in. (164.7 mm.) stainless steel.

These forceps allow a finer grasp of the tissue requiring removal. When used in a plane-like fashion, the chamfered edges aid separation of the tissue.


Vide Lancet Jan. 9, 1965, page 91.



49-0300

49-0300

DENTAL PACKING FORCEPS, with serrated angled jaws, 6 in. (152 mm.), stainless steel.



49-0302

49-0302

EVANS' modified McINDOE'S DISSECTING FORCEPS, with "horseshoe" shaped jaws for holding skin flap edges, 6 in. (152 mm.), stainless steel.


Designed for holding a mobile skin flap edge whilst a suture is passed through the "horseshoe" shaped jaws.

For full details of use, please request copy of Thackray Catalogue Supplement No. 5.

49-0304

FISCHL'S DISSECTING FORCEPS, with fine "sharp hook" jaws, 6 in. (152 mm.), stainless steel.

The above was designed for suturing the skin with minimal trauma. It has the advantages of fine hooks for everting the skin edges; may be used to pick up a piece of skin, or as a small retractor.



49-0304

49-0306

GILLIES' DISSECTING FORCEPS, with fine one into two teeth on serrated jaws, 6 in. (152 mm.), stainless steel.



49-0306

49-0308


GILLIES' DIATHERMY DISSECTING FORCEPS, as above but covered with boilable insulating material with exception of $\frac{1}{4}$ in. (6.3 mm.) tips of jaws, and having diathermy plug terminal.

49-0310

CABLES, rubber covered, with socket type terminal for use with above.

49-0312


HARRISON'S DISSECTING FORCEPS, with fine serrated jaws, 5 in. (127 mm.), stainless steel.



49-0312

49-0314

LANE'S DISSECTING FORCEPS; with roughened sides and one into two teeth on serrated jaws, 5 $\frac{3}{4}$ in. (146 mm.), stainless steel.



49-0314

49-0316

LANE'S DISSECTING FORCEPS, as above, but with two into three teeth.

49-0318

LANE'S DISSECTING FORCEPS, as above, but with three into four teeth.

49-0320

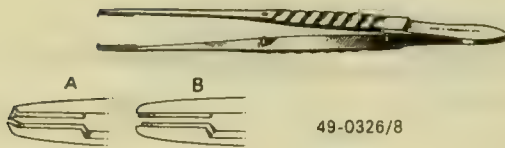
LANE'S DISSECTING FORCEPS, as above, 7 in. (177.8 mm.), with one into two teeth.

49-0322

LANE'S DISSECTING FORCEPS, as above, but with two into three teeth.

49-0324

LANE'S DISSECTING FORCEPS, as above, but with three into four teeth.




49-0326/8

49-0326

LISTER'S DISSECTING FORCEPS, with one into two teeth (A) on block and grooved jaws, 4 in. (101.6 mm.), stainless steel.

49-0328

LISTER'S DISSECTING FORCEPS, as above, but without teeth (B).



49-0330

49-0330

McINDOE'S DISSECTING FORCEPS, with serrated jaws, 6 in. (152 mm.), stainless steel.

49-0332

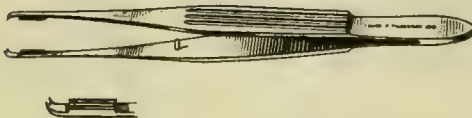
McINDOE'S DISSECTING FORCEPS, as above, but with plain non-serrated jaws.



49-0334

49-0334

MOUNT VERNON HOSPITAL PATTERN DISSECTING FORCEPS, with serrated jaws, 5 in. (127 mm.), stainless steel.




49-0336

49-0336

MUSTARDÉ'S combined DISSECTING and SUTURE-HOLDING FORCEPS; double-hooked jaws with longitudinally serrated raised blocks, 6 in. (152 mm.), stainless steel.

Designed for skin suturing. The serrated blocks enable the double hooks to grip and evert the skin edge without crushing and the longitudinal serrations of the jaws allow needles and suture material to be gripped and withdrawn.—J. C. Mustardé, F.R.C.S.



49-0338

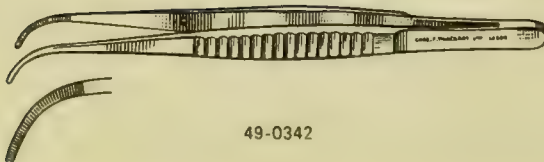
49-0338

PIGOTT'S DISSECTING FORCEPS, with one plain jaw and one detachable hook jaw, 5 in. (127 mm.), stainless steel.

49-0340

HOOK JAWS for above.

Particularly useful when working with skin edges, as they are non traumatic and can be used as a hook or as a dissecting forceps for certain procedures. Vide B.M.J., Nov. 21st, 1964, p.1324.



49-0342


49-0342

READ'S modified WAUGH'S DISSECTING FORCEPS, with curved serrated jaws, 7 in. (177.8 mm.), stainless steel.

The long curved jaws can be inserted into sockets for exploration, removal of foreign bodies, application and removal of dressings, etc.

49-0344

WAUGH'S DISSECTING FORCEPS, with fine one into two teeth on serrated jaws, 8 in. (203 mm.), stainless steel.



49-0344

49-0346

WAUGH'S DISSECTING FORCEPS, as above, but 7 in. (177.8 mm.).

49-0348

WAUGH'S DISSECTING FORCEPS, as above but with fine **non-toothed** serrated jaws, 8 in. (203 mm.).

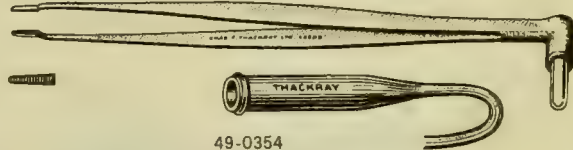
49-0350

WAUGH'S DISSECTING FORCEPS, as above, but 7 in. (177.8 mm.).

Originally designed for tonsil work.

49-0352

WAUGH'S DISSECTING FORCEPS, with fine non-toothed serrated jaws 8 in. (203 mm.), stainless steel, covered with boilable insulating material with exception of tips of jaws and having diathermy plug terminal.



49-0354

49-0354

WAUGH'S DISSECTING FORCEPS, as above, but 7 in. (177.8 mm.).

49-0356

WAUGH'S DISSECTING FORCEPS, with fine one into two teeth on serrated jaws, 8 in. (203 mm.), stainless steel covered with boilable insulating material, with exception of tips of jaws and having diathermy plug terminal.

49-0358

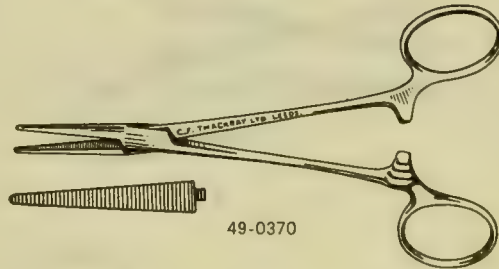
WAUGH'S DISSECTING FORCEPS, as above but 7 in. (177.8 mm.).

49-0360

CABLES, rubber covered, with socket type terminal for use with above.

49-0370

CRILE'S ARTERY FORCEPS, straight, box joint, 8 in. (152 mm.), stainless steel.



49-0370

49-0372

CRILE'S ARTERY FORCEPS, as above, but curved-on-flat.

49-0374


HALSTED'S 'MOSQUITO' ARTERY FORCEPS, straight, box joint, 5 in. (127 mm.), stainless steel.



49-0374

49-0376

HALSTED'S 'MOSQUITO' ARTERY FORCEPS, as above, but with screw joint.



49-0378



49-0382

49-0378


HALSTED'S "MOSQUITO" ARTERY FORCEPS, curved-on-flat, box joint, 5 in. (127 mm.), stainless steel.

49-0380

HALSTED'S "MOSQUITO" ARTERY FORCEPS, as above, but with screw joint.

49-0382


HALSTED'S "MOSQUITO" ARTERY FORCEPS, with **short curved jaws**, curved-on-flat, box joint, 5 in. (127 mm.), stainless steel.



49-0384

49-0384

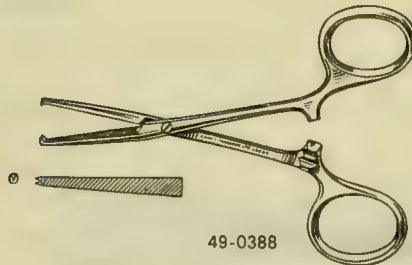
KILNER'S ARTERY FORCEPS, straight, box joint, 5 1/2 in. (139.7 mm.), stainless steel.



49-0386

49-0386

KILNER'S ARTERY FORCEPS, as above, but curved-on-flat.

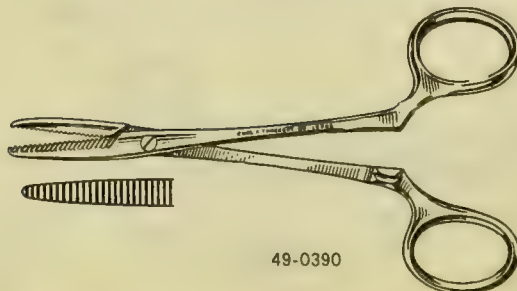


49-0388

49-0388

TERRIER'S ARTERY FORCEPS straight screw joint, 3 1/2 in. (88.9 mm.), stainless steel.

Used for tendon transplanting.



49-0390

49-0390

SPENCER WELLS' ARTERY FORCEPS, straight, screw joint, 5 in. (127 mm.), stainless steel.

49-0392

SPENCER WELLS' ARTERY FORCEPS, as above, but curved-on-flat.

49-0404

SCISSORS, straight, with fine sharp points, 4½ in. (114.3 mm.), stainless steel.




49-0404

49-0406

SCISSORS, as above, but curved-on-flat.

49-0408

SCISSORS, curved-on-flat, with fine blunt points, 4½ in. (114.3 mm.), stainless steel.



49-0408

49-0410

SCISSORS, as above, but straight.

49-0412

SCISSORS, angled-on-flat, with short blades, 7 in. (177.8 mm.), stainless steel.



49-0412


49-0414

SCISSORS, as above, but with serrated blades.

49-0416

ALAR CARTILAGE SCISSORS, curved-on-flat, 4¾ in. (120.6 mm.), stainless steel.

For full details of use, please request copy of Thackray Catalogue Supplement No. 16.



49-0416


49-0418

AUFRICHT'S FINE SCISSORS, straight, with slender chamfered blades, 6 in. (152 mm.), stainless steel.

Particularly useful for trimming skin edges, etc.



49-0418

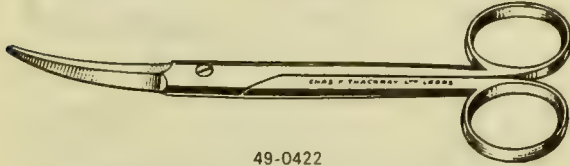


49-0420

49-0420

AUFRICHT'S FINE SCISSORS, curved-on-flat, with slender chamfered blades, 6 in. (152 mm.), stainless steel.

Particularly useful for trimming skin edges, etc.




49-0422

49-0422

AUFRICHT'S DISSECTING SCISSORS, with triangular blades, 5½ in. (139.7 mm.), curved-on-flat, stainless steel.

49-0424

AUFRICHT'S DISSECTING SCISSORS, as above, but straight.




49-0426

49-0426

BARSKY'S NASAL SCISSORS, curved-on-flat, with round, double edged, dissecting blades 6¼ in. (158.3 mm.), stainless steel.

For undermining the skin of the dorsum of the nose.

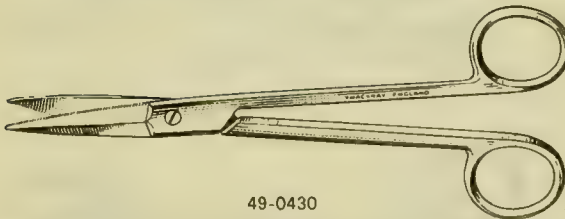


49-0428

49-0428

BARSKY'S NASAL SCISSORS, as above, but with fine sharp points, 6¼ in. (158.3 mm.).

For separating the cartilage of the nasal tip from the lining.



49-0430

49-0430

CARTILAGE SCISSORS, fine pointed with serrated edges, 7 in. (177.8 mm.), stainless steel.



49-0432


49-0432

COHNEY'S SCISSORS-INTRODUCER, for facial paralysis sling operations, 7 in. long (177.8 mm.), having ⅜ in. wide (4.7 mm.) fenestration through both blades, stainless steel.

For full details of use, please request copy of Thackray Catalogue Supplement No. 4.

49-0434

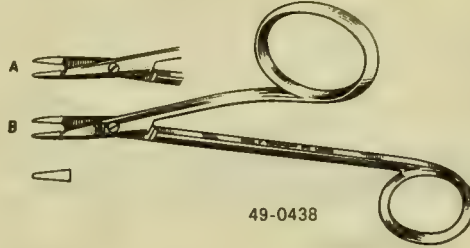
"EAST GRINSTEAD" PATTERN SCISSORS, for alae, curved-on-flat, with flattened blunt points, 4 $\frac{1}{4}$ in. (120.6 mm.), stainless steel.



49-0434

49-0436

FOSTER'S NEEDLE HOLDER only (A) straight jaws, 4 $\frac{1}{4}$ in. (107.9 mm.), stainless steel.



49-0438


49-0438

FOSTER'S SCISSORS and NEEDLE HOLDER, combined (B) straight jaws 4 $\frac{1}{4}$ in. (107.9 mm.) stainless steel.

49-0440

FOSTER'S SCISSORS and NEEDLE HOLDER, combined, original pattern, curved jaws, 5 $\frac{1}{4}$ in. (133.3 mm.), stainless steel.

Can be made for left-hand use.

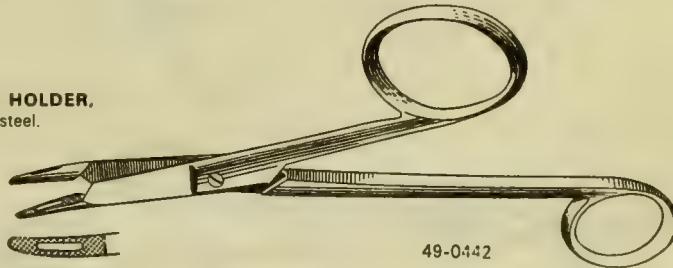


49-0440

49-0442

GILLIES' SCISSORS and NEEDLE HOLDER, combined 6 $\frac{1}{4}$ in. (158.3 mm.), stainless steel.

Can be made for left-hand use.



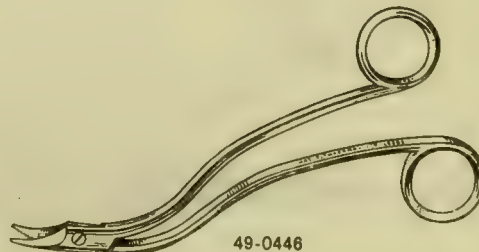
49-0442

49-0444


GILLIES' SCISSORS and NEEDLE HOLDER, as above, without fenestration in jaw, and with Tungsten Carbide faced jaws.

49-0446

HEATH'S STITCH SCISSORS, with serrated blade, stainless steel.




49-0446



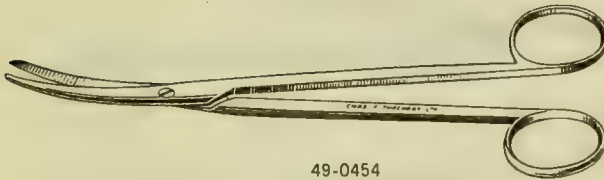
49-0448

49-0448**KILNER'S SCISSORS**, straight, with fine sharp points, 4 $\frac{1}{2}$ in. (120.6 mm.), stainless steel.


49-0450

49-0450**KILNER'S SCISSORS**, curved-on-flat, with flattened blunt points, 4 $\frac{1}{2}$ in. (120.6 mm.), stainless steel.*For undermining the skin.*

49-0452

49-0452**KILNER'S SCISSORS**, angled-on-flat, with flattened blunt points, 4 $\frac{1}{2}$ in. (120.6 mm.), stainless steel.*For undermining the skin.*

49-0454

49-0454**LAHEY'S SCISSORS**, curved-on-flat, with round points, 5 $\frac{1}{2}$ in. (146 mm.), stainless steel.

49-0456

49-0456**McINDOE'S SCISSORS**, curved-on-flat, with round points, 7 in. (177.8 mm.), stainless steel.**49-0458****McINDOE'S SCISSORS**, as above, but 9 in. (228.6 mm.).

49-0460

MAYO'S SCISSORS, straight, with chamfered blades and blunt points, 5½ in. (139.7 mm.), stainless steel.

49-0462


MAYO'S SCISSORS, as above, but 6½ in. (164.7 mm.).

49-0464

MAYO'S SCISSORS, as above, but 7½ in. (190.5 mm.).

49-0466

MAYO'S SCISSORS, as above, but 8½ in. (215.9 mm.).



49-0464

49-0468

MAYO'S SCISSORS, curved-on-flat, with chamfered blades and blunt points, 5½ in. (139.7 mm.), stainless steel.

49-0470


MAYO'S SCISSORS, as above, but 6½ in. (164.7 mm.).

49-0472

MAYO'S SCISSORS, as above, but 7½ in. (190.5 mm.).

49-0474

MAYO'S SCISSORS, as above, but 8½ in. (215.9 mm.).



49-0472

49-0482

WATSON'S modified McINDOE'S SCISSORS, curved-on-flat, with fine blunt points and flattened blades, 7 in. (177.8 mm.), stainless steel.

49-0484

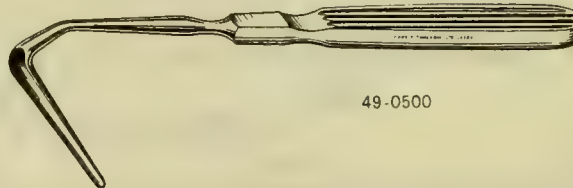
WATSON'S modified LAHEY'S SCISSORS, as above, but 6 in. (152 mm.).



49-0482

49-0500


AUFRICHT'S NASAL RETRACTOR, stainless steel in chromium plated handle.



49-0500

49-0502

BARSKY'S NASAL RETRACTOR, stainless steel.




49-0502

49-0504

BARSKY'S SKIN HOOK, with detachable double hook, roughened handle, stainless steel.




49-0504



49-0506

49-0506
CHEEK RETRACTOR, chromium plated.



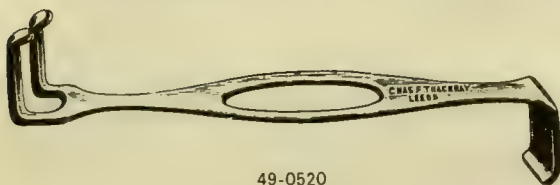
49-0508

49-0508
CRILE'S RETRACTOR (or Walton's), malleable polished copper, 10 in. (254 mm.), sizes: $\frac{1}{2}$ in. $\frac{3}{4}$ in. and 1 in. (12.7, 19.0 and 25.4 mm) wide.

49-0512
CRILE'S RETRACTOR, as above, but $1\frac{1}{4}$ in. and $1\frac{1}{2}$ in. (31.7 and 38.1 mm.) wide

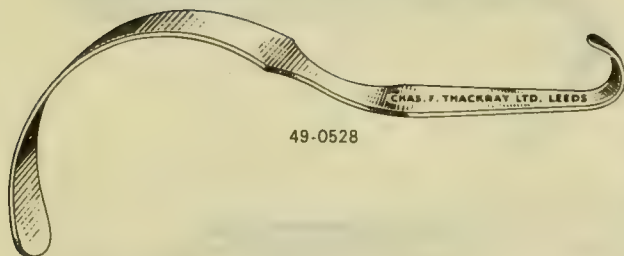
49-0516
CRILE'S RETRACTOR, malleable, polished copper, 7 in. (177.8 mm.) sizes: $\frac{1}{2}$ in., $\frac{3}{4}$ in. and 1 in. (12.7, 19.0 and 25.4 mm.) wide

Originally designed for neurosurgery.



49-0520

49-0520
CZERNY'S RETRACTOR, double-ended, blades $\frac{7}{8}$ in. (22.2 mm.) wide, stainless steel.



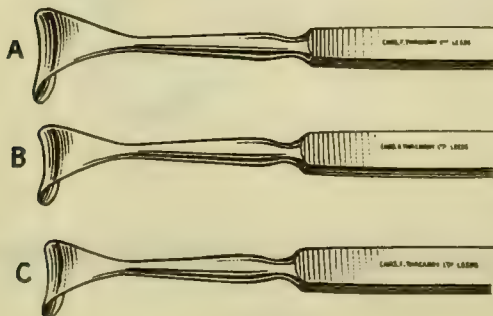
49-0528

49-0522
DEAVER'S RETRACTOR, 12 in. by 2 in. (304.8 x 50.8 mm.) stainless steel.

49-0524
DEAVER'S RETRACTOR, as above, but 12 in. by 1 in. (304.8 x 25.4 mm.).

49-0526
DEAVER'S RETRACTOR, as above, but 10 in. by 1 in. (254 x 25.4 mm.).

49-0528
DEAVER'S RETRACTOR, as above, but 9 in. by 1 in. (228.6 x 25.4 mm.).




49-0530

49-0530
DESMARRE'S RETRACTORS, three sizes: A, B and C, stainless steel.

49-0534

EDDEY'S PAROTID RETRACTOR, with dished blade and serrations on lower edge, $1\frac{1}{8}$ in. deep x $\frac{3}{4}$ in. wide (30.1 x 19 mm.), stainless steel.



49-0534

49-0536


GILLIES' SKIN HOOK, for manipulating skin edges, stainless steel.



49-0536

49-0538


GILLIES' SKIN HOOK, extra large and strong, for retracting scar tissue, stainless steel.



49-0538

49-0540

HAJEK'S CHEEK RETRACTOR, stainless steel.



49-0540

49-0542


HUMBY'S DOUBLE SKIN HOOK, stainless steel.



49-0542

49-0544

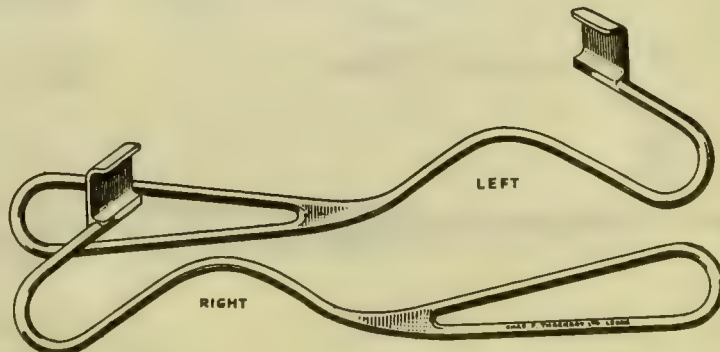
JOSEPH'S DOUBLE HOOK SKIN RETRACTORS, three sizes: 9 mm., 10 mm., 11 mm. wide, stainless steel.




49-0544

49-0548

KILLEY'S THIRD MANDIBULAR MOLAR RETRACTORS, stainless steel; two patterns: right and left.



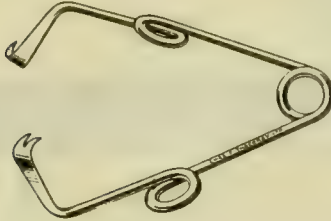
49-0548



49-0552

49-0552

KILNER'S ALAE RETRACTORS, two sizes: $\frac{1}{2}$ in. and $\frac{3}{4}$ in. (9.5 and 12.7 mm.) wide, stainless steel.

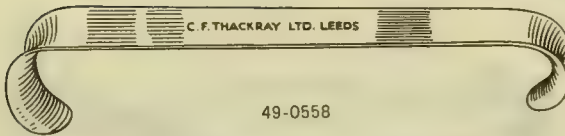


49-0556

49-0556

KILNER'S APICOECTOMY RETRACTOR, spring pattern, stainless steel.


Also useful as a superficial skin retractor.



49-0558

49-0558

KILNER'S RETRACTORS, double-ended, two sizes: small and large: 1 in. tapering to $\frac{3}{4}$ in. (25.4, 22.2 mm.) wide and 1 $\frac{1}{2}$ in. tapering to 1 $\frac{1}{4}$ in. (34.9, 28.5 mm.) wide, stainless steel.



49-0562

49-0562

KILNER'S NASAL RETRACTOR, stainless steel.



CHAS. F. THACKRAY LTD.
49-0564

49-0564

KILNER'S SKIN HOOK, with detachable hook, roughened handle, stainless steel.



49-0566

49-0566

HOOKS for above, stainless steel.



49-0568

49-0568

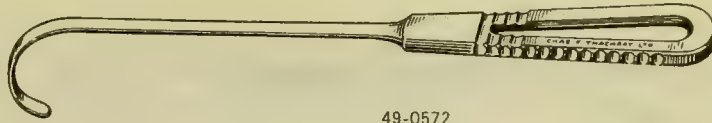
LANGENBECK'S RETRACTOR, with blade $\frac{3}{4}$ in. deep by $\frac{1}{2}$ in. wide (22.2 x 6.3 mm.) stainless steel.

49-0570

LANGENBECK'S RETRACTOR, as above, but with blade 1 $\frac{1}{2}$ in. deep by $\frac{1}{2}$ in. wide (44.4 x 12.7 mm.).

49-0572

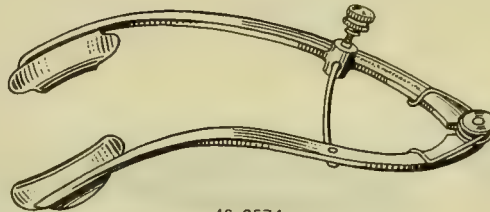
LANGENBECK'S RETRACTOR, with curved blade $1\frac{1}{4}$ in. deep by $\frac{1}{4}$ in. wide (31.7 x 6.3 mm.), stainless steel.



49-0572

49-0574

LANG'S EYE SPECULUM, with solid blades, two patterns: right and left, gilt.



49-0574

49-0578

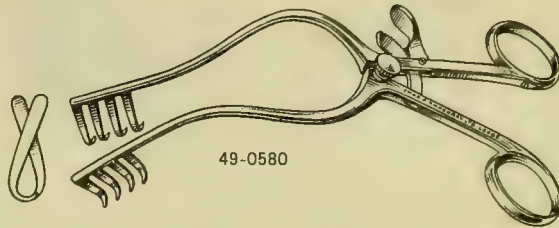
McINDOE'S RETRACTOR, tempo-mandibular, stainless steel.



49-0578

49-0580

MOLLISON'S MASTOID RETRACTOR, sharp prongs, with cam-ratchet, stainless steel.

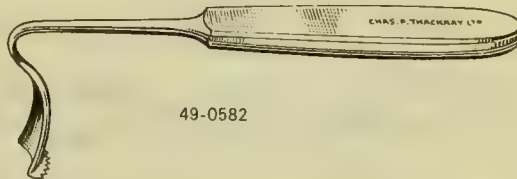


49-0580

49-0582

TISSUE RETRACTOR, with concave, serrated edged blade, stainless steel in chromium plated handle.

For use in retraction of a small muco-periosteal flap.
F. Taylor Monks, F.D.S., R.C.S.



49-0582


49-0584

READ'S RETRACTOR, double-ended, stainless steel.

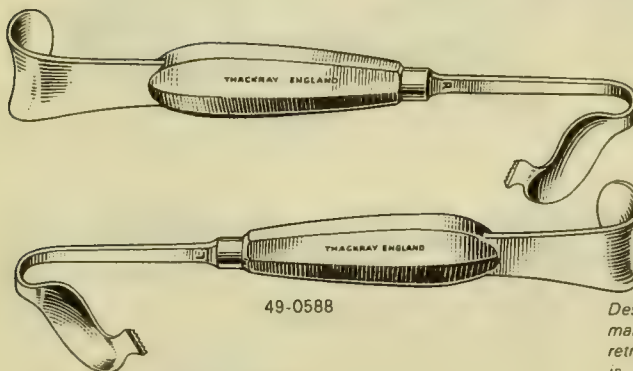
The solid blade is used to retract cheek and protect angle of mouth. Also to hold back gum flaps on buccal aspect, or in 3rd molar, cyst and other flap operations. The blunt-hooked end is used to retract tissues and facilitate access and instrumentation.



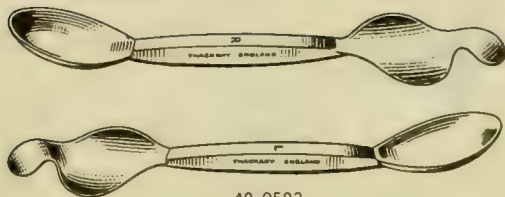
49-0584



49-0586

49-0586**ROWE'S "BOAT-HOOK" RETRACTOR**, stainless steel in chromium plated handle.*Designed for the manipulation of rubber bands inside the mouth.**Vide:**"Fractures of the Facial Skeleton" by N. L. Rowe and H. C. Killey, page 109 (E. and S. Livingstone Ltd., Edinburgh, 1955).*

49-0588


49-0588**ROWE'S BUCCAL FLAP RETRACTORS**, double ended, two patterns: right and left, stainless steel, in chromium plated handle.*Designed for use in the removal of an impacted mandibular third molar tooth. A simple cheek retractor at one end for use when the initial incision is made and later when the sutures are inserted. The other end is for retracting the flap, having the anterior edge cut away to eliminate obstruction to a chisel or burr, with the distal corner of the serrated edge notched to enable the retractor to be stabilised on the external oblique line of the mandible. A highly polished concave surface to reflect light on to the operative field, and a narrow rounded shaft curving round the corner of the mouth to minimise the risk of splitting the tissues under tension. Separate instruments for the right and left sides are necessary.*

49-0592

49-0592**ROWE'S LINGUAL FLAP RETRACTORS**, (Modified Hovell's pattern) double ended, two patterns: right and left, stainless steel, in chromium plated handle.*For the protection of the lingual nerve during the removal of an impacted mandibular third molar tooth when the lingual plate bone-splitting technique is employed. When removing a lower right third molar tooth, for example, the lingual mucoperiosteum is reflected from the bone, and the small rounded extremity is inserted between the bone and the flap so that the concave surface faces the bone, and the concave surface of the larger portion simultaneously retracts the tongue. There is a simple tongue retractor at the other end for use at the commencement and conclusion of the operation. Separate instruments for each side are required which, used in conjunction with the buccal flap retractors, give a good exposure of the operative field.*

49-0596


ROWE'S MAXILLARY LABIAL FLAP RE-TRACTOR, double ended, with serrated edged blades, stainless steel.



49-0596

49-0598

SKIN RETRACTOR, double-ended, stainless steel.



49-0598

49-0600

STACK'S RETRACTOR, large size, 5½ in. long with blades 1 in. deep (139.7 x 25.4 mm.), stainless steel.



49-0602

STACK'S RETRACTOR, as above, but small size, 5½ in. long with blades ½ in. deep (139.7 x 12.7 mm.).

49-0600

For full details of use, please request copy of Thackray Catalogue Supplement No. 2.

49-0604

TRACHEAL HOOK, single, blunt, stainless steel.



49-0606

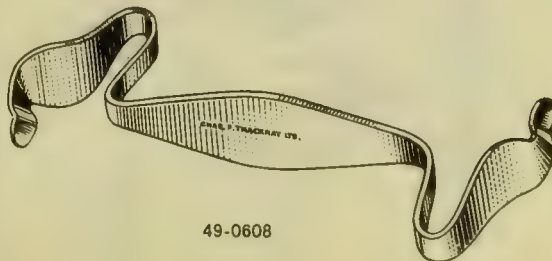
TRACHEAL HOOK, as above, but with sharp point.



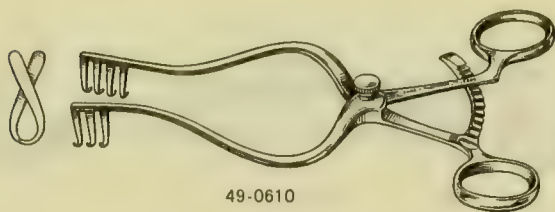
49-0604

49-0608

WARD'S WISDOM TOOTH RETRACTOR, double ended, stainless steel.

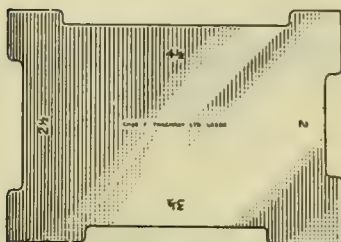


49-0608



49-0610

49-0610
WEST'S MASTOID RETRACTOR, sharp prongs, stainless steel.

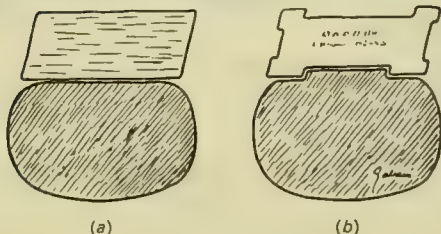


49-0620


49-0620
GABARRO'S GRAFT BOARD, for cutting skin grafts of definite widths: 2 in., 2½ in., 3½ in. and 4½ in. wide (50.8, 63.5, 88.9, 114.3 mm.), stainless steel.

(a) Flat surface obtained with the ordinary wooden board applied to a limb. The width of the graft depends on width of donor area.

(b) Surface obtained with the new board applied to same limb. There is a flattened salient of a definite width which is independent of width of donor area.



49-0622
GRAFT BOARD, plain wood board, beveled edge. 7½ in. by 3½ in. (200 x 99.2 mm.).



49-0624


49-0624
GIBSON-ROSS' SKIN GRAFT BOARD, with rolled grip, 4 in. deep by 7 in. wide (101.6 x 177.8 mm.) stainless steel.

49-0626
GIBSON-ROSS' SKIN GRAFT BOARD, as above, but 4 in. deep by 5 in. wide (101.6 x 127 mm.)

49-0628
GIBSON-ROSS' SKIN GRAFT BOARD, as above, but 4 in. deep by 4 in. wide (101.6 x 101.6 mm.)

49-0638

CALIPER, opening to 6 in. (152 mm.), chromium plated.



49-0638

49-0640

GILLIES' CALIPERS, chromium plated.

For use in breast reduction.

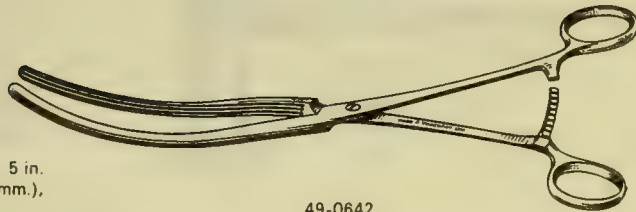


49-0640

49-0642

KOCHER'S CLAMP FORCEPS, curved 5 in. (127 mm.) blades, screw joint, 10 in. (254 mm.), stainless steel.

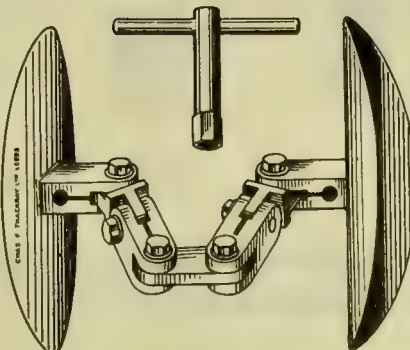
For use in breast reduction.



49-0642

49-0646

MATTHEWS' CROSS-LEG CLAMP, for incorporation in Plaster of Paris when fixing the legs, after inserting a cross-leg flap, nickel plated.



49-0646



49-0648

49-0648

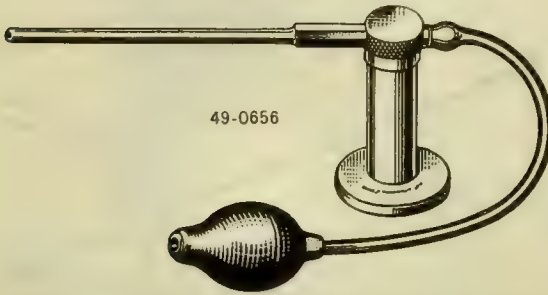
WATSON CHEYNE'S DISSECTOR-PROBE,
7 in. (177.8 mm.), stainless steel.



49-0650

49-0650

MACDONALD'S DISSECTOR, 7½ in. (190.5 mm.)
stainless steel.




49-0656

49-0656

"R.A.F. PATTERN" INSUFFLATOR, chromium
plated container and tube, with rubber bulb.

49-0660

RUBBER BULBS for above.



49-0662

49-0662

ONE-HANDED INSUFFLATOR (modified "R.A.F.
Pattern") consisting of: chromium plated container
and tube with rubber thumb-press top to container.

49-0666

RUBBER TOPS for above.



49-0670

49-0670

COTTON WOOL HOLDER, chromium plated.



49-0672

49-0672

GLASS WELL, assorted colours.



49-0676

49-0676

RULE, 6 in. (152 mm.), graduated in centimetres
and inches, stainless steel.

49-0678

RULE, as above. but 12 in. (304 mm.)

49-0682

DENTAL MIRROR, glass, boilable, four sizes: 14 mm., 18 mm., 22 mm. and 24 mm. (Standard: 22 mm.) chromium plated handle and stem.



49-0682

49-0688

MAPPING PEN, with reversible holder for nib, chromium plated.



49-0688

49-0690

NIBS, for above.

49-0692

PROBE, with eye, sizes: 5 in., 6 in., 7 in., 8 in., 9 in., 10 in. and 12 in., (127, 152, 177.8, 203, 228.6, 254, 304 mm.), silver.



49-0692

49-0700

BOWMAN'S LACHRYMAL PROBES, set of four, silver plated.

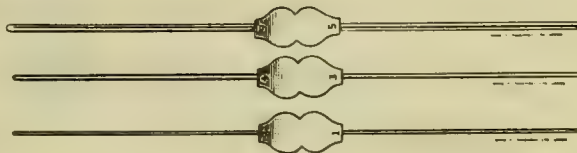
Used for probing the Salivary Ducts.



49-0700

49-0706

LIEBREICH'S LACHRYMAL PROBES, set of three, silver.



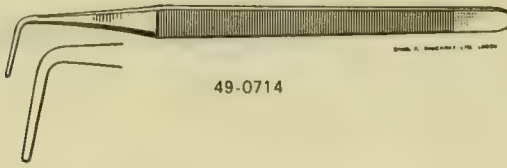
49-0706

49-0710

NETTLESHIP'S CANALICULUS DILATOR, silver plated.



49-0710




49-0714

49-0714

READ'S modified MOON'S PROBE, 6½ in., (164.7 mm.) with ½ in. (16 mm.) probe-end, stainless steel.

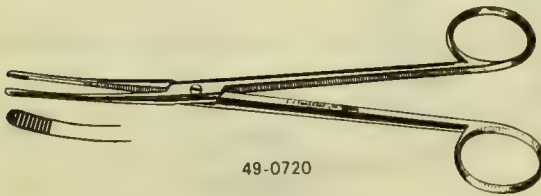
For exploring sockets, sinuses, antral fistulae, etc.



49-0716

49-0716


WALLIS' DENTAL PROBE, double-ended, stainless steel.



49-0720

49-0720

SINUS FORCEPS, curved-on-flat, screw joint, 7 in. (177.8 mm.), stainless steel.




49-0724

49-0724

CHEATLE'S STERILIZER FORCEPS, screw joint, 10½ in. (266.7 mm.), stainless steel.

49-0726

CHEATLE'S STERILIZER FORCEPS, as above, but with box joint.



49-0730

49-0730

AMERICAN PATTERN SUCTION TUBE, with stilette, chromium plated.



49-0732

49-0732


MAGILL'S SUCTION TUBES, three sizes: 1, 2 and 3, chromium plated.

49-0738

MAGILL'S SUCTION TUBES, as above but insulated from distal edge of finger rest to tip.

49-0744

DENTAL CAVITY SYRINGE, curved pipe, chromium plated, with rubber bulb.



49-0744

49-0748

DENTAL CAVITY SYRINGE, as above, but with straight pipe.

49-0752


TONGUE DEPRESSOR, wood, 6 in. long, $\frac{3}{4}$ in wide (152 mm by 19 mm.), in boxes of a hundred.



49-0752

49-0754


TONGUE DEPRESSOR, tapered width, stainless steel.



49-0754

49-0756

LACK'S TONGUE DEPRESSOR, two sizes: adults' and children's, stainless steel.




49-0756

49-0760

TONGUE DEPRESSOR, stainless steel, in chromium plated handle.

For depressing the tongue and for retraction of a large muco-periosteal flap.

F. Taylor Monks, F.D.S., R.C.S.



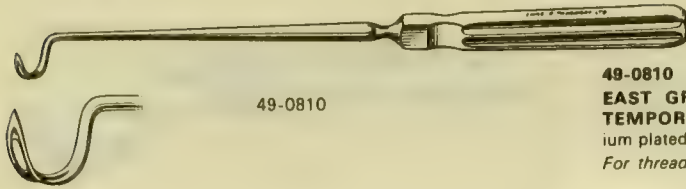
49-0760

SUNDRIES:

- 49-0764 **ELEPHANT EAR SPONGES.**
- 49-0766 **SYNTHETIC CELLULAR SPONGES.** three sizes: small, medium and large.
- 49-0772 **MASTISOL**, in bottles.
- 49-0774 **BONNEY'S BLUE**, 10 oz. bottles.
- 49-0776 **BRUSHES** for MASTISOL.
- 49-0778 **BLACK GUTTA PERCHA**, 6 in. by 4 in. by $\frac{1}{4}$ in. thick. (152 x 101.6 x 6.3 mm.).
- 49-0780 **STENT'S COMPOSITION.**
- 49-0784 **SHEET LEAD**, $\frac{1}{16}$ in. thick, size 8 in. by 6 in. (1.5 x 203 x 152 mm.).
For Fisk's Splintage in hand operations.
- 49-0786 **SHEET LEAD**, as above, but $\frac{1}{8}$ in. thick, size 13 in. by 14 in. (1.5 x 330.2 x 355.6 mm.).

SUNDRIES:

- †49-0788 **BAKEWELL'S STRIP** stainless steel, 12 in. (304.8 mm.) long by 7 mm. wide by 20 S.W.G.
For use in Maxillo-Facial Surgery.
- 49-0790 **CUPRO-NICKEL SCREWS**, 6 B.A., thread, with flat head, size 2 mm. thread length.
- 49-0792 **CUPRO-NICKEL SCREWS**, as above, with 3 mm. thread length.
For Maxillo-Facial splinting.
- †49-0794 **SHERMAN'S BONE SCREWS**, coarse thread, for use with above, $\frac{1}{8}$ in. (9.5 mm.) long, stainless steel.
- 49-0796 **MORSE TYPE TWIST DRILL**, high speed, for drilling holes in strip, $\frac{1}{16}$ in. (3.9 mm.) diameter.
- 49-0798 **MORSE TYPE TWIST DRILL**, for cutting the counter sink, $\frac{1}{4}$ in. (6.3 mm.) diameter.
†Made of Austenitic grade of Stainless Steel, British Standard Specification EN 58J.



49-0810

49-0810
EAST GRINSTEAD PATTERN FASCIA-LATA TEMPORALIS NEEDLE, stainless steel in chromium plated handle.
For threading fascia through the temporal muscle.



49-0812

49-0812
FASCIA-LATA NEEDLE, stainless steel needle and hook in aluminium handle.



49-0814

49-0814
HOLDSWORTH'S CLEFT PALATE NEEDLE, acute curve, stainless steel.



49-0816

49-0816
HOLDSWORTH'S CLEFT PALATE NEEDLE, as above, but with gentle curve.



49-0818

49-0818
REVERDIN'S NEEDLE, curved, long pattern, stainless steel.



49-0820

49-0820
REVERDIN'S NEEDLE, as above, but curved, short pattern.



49-0822

49-0822
REVERDIN'S NEEDLE, as above, but Jalaguier pattern.



49-0824

49-0824
SHEEHAN'S FASCIA-LATA NEEDLE, acute curve, stainless steel in chromium plated handle.



49-0826

49-0826
SHEEHAN'S FASCIA-LATA NEEDLE, as above, but with gentle curve.

49-0830

WRIGHT'S FASCIA NEEDLE, curved, stainless steel.

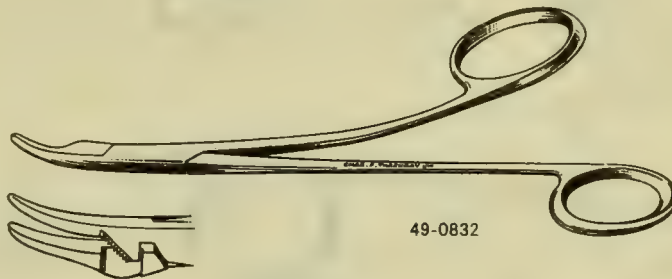
Designed for use in the operation for Ptosis.



49-0830

49-0832

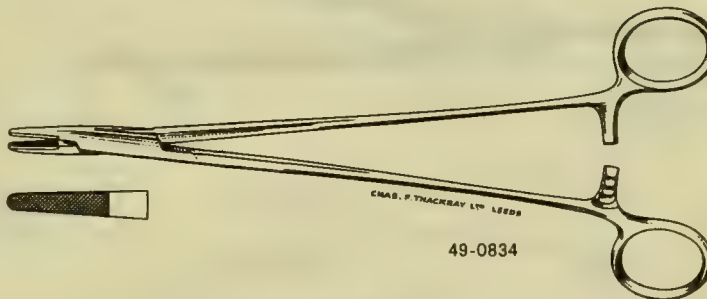
BARRON'S NEEDLE HOLDER with LIGATURE CUTTER, combined, 6½ in. (158.3 mm.), stainless steel.



49-0832

49-0834

DEBAKEY'S NEEDLE HOLDER, lightweight, with Tungsten Carbide faced jaws, box joint, 9 in. (228.6 mm.), stainless steel.



49-0834

49-0836

DEBAKEY'S NEEDLE HOLDER, as above, but 7 in. (177.8 mm.).

Particularly suitable for fine, delicate suturing.

49-0838

EMMETT'S NEEDLE HOLDER, screw joint, 4½ in. (114.3 mm.), stainless steel.

Particularly designed with high leverage, so that only light pressure with finger tips on the bows will hold securely all types of fine needles.



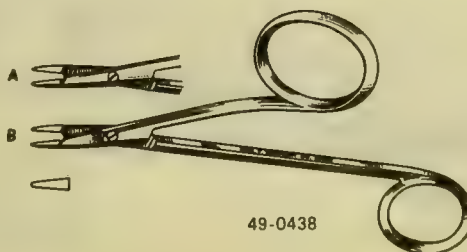
49-0838

49-0436

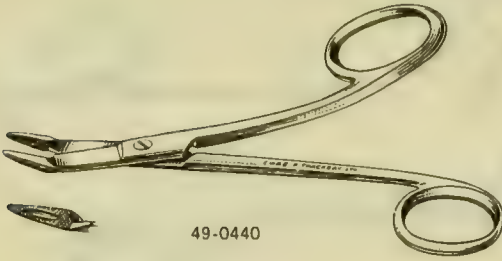
FOSTER'S NEEDLE HOLDER only (A), straight jaws, 4¼ in. (107.9 mm.), stainless steel.

49-0438

FOSTER'S SCISSORS and NEEDLE HOLDER, combined (B) straight jaws, 4¼ in. (107.9 mm.) stainless steel.

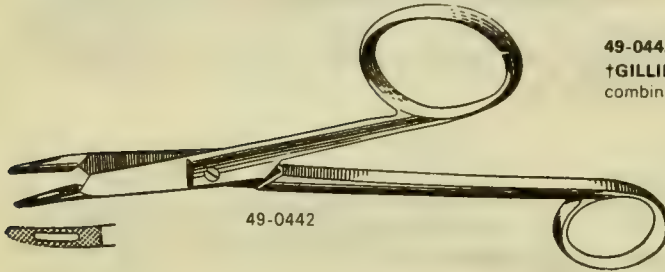


49-0438



49-0440

†**FOSTER'S SCISSORS and NEEDLE HOLDER**, combined original pattern, curved jaws, 5½ in. (133.3 mm.), stainless steel.



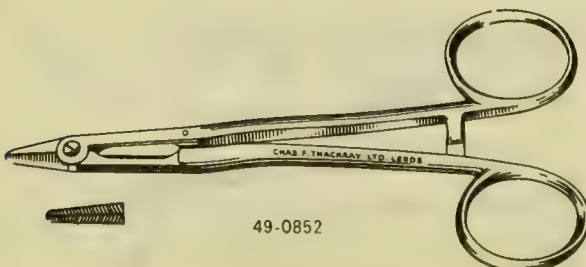
49-0442

†**GILLIES' SCISSORS and NEEDLE HOLDER**, combined, 6½ in. (158.3 mm.), stainless steel.



49-0850

KILNER'S NEEDLE HOLDER, simple pattern, box joint, 5½ in. (133.3 mm.), stainless steel.



49-0852

KILNER'S NEEDLE HOLDER, latest pattern, multiple joints, 5½ in. (133.3 mm.), stainless steel.

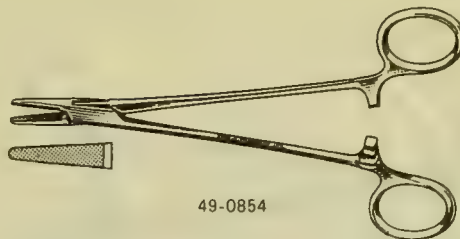
The jaws of this instrument are in two sections and have a light spring action to grip fine needles and suture material firmly without damage.

†Can also be made for left hand use.

49-0854

LAWRANCE'S NEEDLE HOLDER, lightweight, box joint, with fine jaws faced with Tungsten Carbide. 8 in. (152 mm.). stainless steel.

For full details of use please request copy of Thackray Catalogue Supplement No. 10.




49-0854

49-0856

LAWRANCE'S NEEDLE HOLDER, as above, but **without** Tungsten Carbide facing on jaws.

49-0858

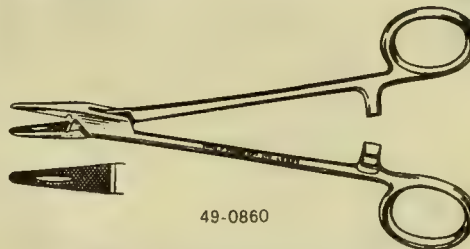
MAYO'S NEEDLE HOLDER, box joint, 7½ in. (190.5 mm.), stainless steel.



49-0858

49-0860

MAYO'S NEEDLE HOLDER, light weight pattern, box joint, 6 in. (152 mm.), stainless steel.



49-0860

49-0862

MAYO'S NEEDLE HOLDER, box-joint, 7½ in. (190.5 mm.), stainless steel, with Tungsten Carbide faced jaws.



49-0862

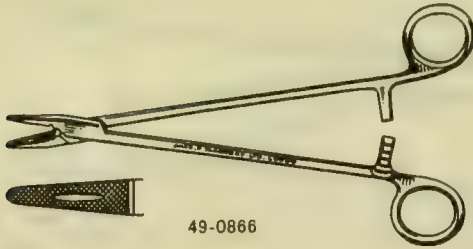
49-0864

MAYO'S NEEDLE HOLDER, as above, but light weight pattern, 6 in. (152 mm.).



49-0864

Note: The Tungsten Carbide facings on the jaws of these needle holders provide extremely hard finely-serrated surfaces which minimise rotation of the suture needle and ensure a positive grip. Other patterns of needle holders can be similarly treated—details on request.



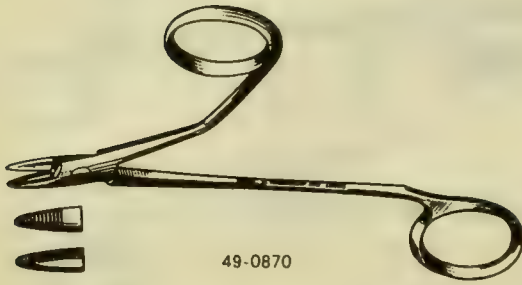
49-0866

49-0866

MAYO'S NEEDLE HOLDER, box joint, 9 in. (228.6 mm.) stainless steel.

49-0868

MAYO'S NEEDLE HOLDER, as above, but with Tungsten Carbide faced jaws.

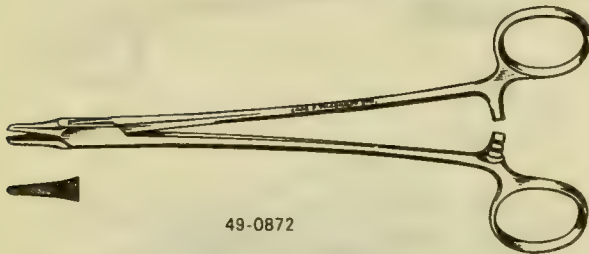


49-0870

49-0870

MUSTARDÉ'S NEEDLE HOLDER, with one concave and one convex jaw, 5½ in. (133.3 mm), stainless steel.

The opposing short-action concave and convex jaws allow the needle to be held rigidly in an upright position and avoid breakages. The off-set grip provides complete control of the instrument, especially for fine suturing.—J. C. Mustardé, F.R.C.S.



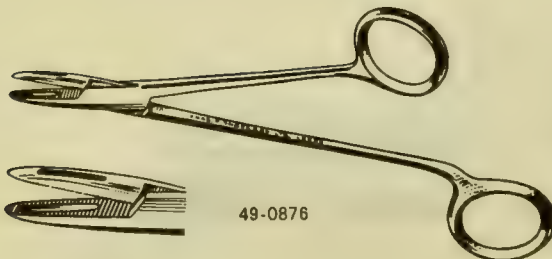
49-0872

49-0872

POTTS'-MAYO'S NEEDLE HOLDER, with fine jaws, box joint, 7½ in. (190.5 mm.), stainless steel.

49-0874

POTTS'-MAYO'S NEEDLE HOLDER, as above, but with Tungsten Carbide faced jaws.



49-0876

49-0876

WARD'S NEEDLE HOLDER, box joint, 7 in. (177.8 mm.), stainless steel.

Can also be made for left hand use.

49-0882

SUTURE NEEDLES, standard strength triangular points (cutting), curved, twenty sizes: 1 to 20, (24 mm. to 80 mm.) in packets of six of a size, **carbon steel**.

49-0884

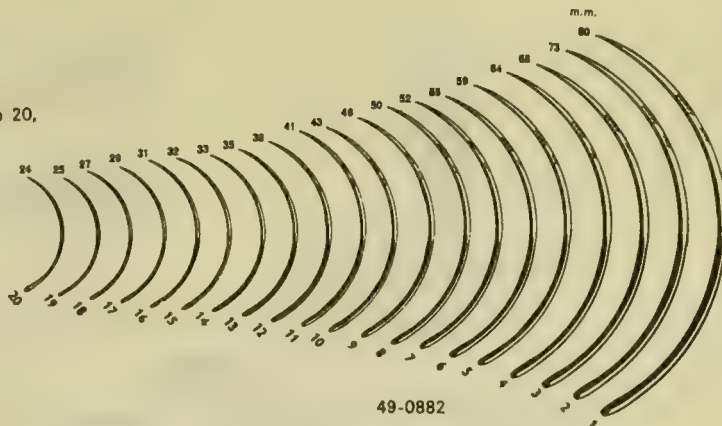
SUTURE NEEDLES, as above, but fine.

49-0886

SUTURE NEEDLES, as above, but standard strength, **stainless steel**.

49-0888

SUTURE NEEDLES, as above, but fine.



49-0882

49-0890

SUTURE NEEDLES, eye, curved, sizes: 1 to 6, (16 to 33 mm.) in packets of six of a size, **carbon steel**.

49-0892

SUTURE NEEDLES, as above, but **stainless steel**.



49-0890



49-0894

49-0894

DENIS BROWNE'S SUTURE NEEDLES, triangular points, 1 1/2 in. and 2 1/2 in. (38.1 and 60.3 mm.), in packets of six of a size, **carbon steel**.

49-0896

DENIS BROWNE'S SUTURE NEEDLES, as above, but 25 mm., **carbon steel**.




49-0896

49-0898

OLDFIELD'S CLEFT PALATE SUTURE NEEDLES, triangular points, 19 mm., in packets of six of a size, **carbon steel**.



49-0898




49-0900

49-0900

LANE'S CLEFT PALATE SUTURE NEEDLES, half circle, six sizes: 1/2 in. to 1 in. (9.5 to 25.4 mm.), in packets of six of a size, **carbon steel**.

49-0902

LANE'S SUTURE NEEDLES, curved, four sizes: 1 to 4, (13 to 27 mm.), in packets of six of a size, **carbon steel**.




49-0902

49-0904

LANE'S SUTURE NEEDLES, as above, but **stainless steel**.

49-0906

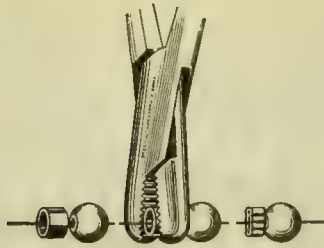
LANE'S SUTURE NEEDLES, half circle, four sizes: 1 to 4 (13 to 27 mm.), in packets of six of a size, **carbon steel**.



49-0906

49-0908

LANE'S SUTURE NEEDLES, as above, but **stainless steel**.



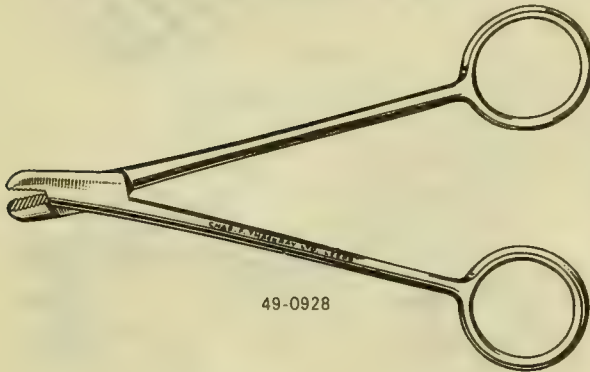
49-0920

49-0920

DENIS BROWNE'S COLLARS, aluminium for 'Double Stop' Sutures.

49-0924

DENIS BROWNE'S BEADS, glass, for above



49-0928

49-0928

DENIS BROWNE'S CLAMPING FORCEPS, for 'Double Stop' Suture Collars, box joint, 5½ in. (146 mm.), stainless steel.

The aluminium collars are crushed on to the suture material and hold the glass beads firmly in position next to the skin. They are particularly useful in hypospadias operations in which ordinary sutures may cut through the delicate skin. For removal the sutures are cut between bead and collar, thus avoiding contact with the skin.



49-0954

SINGLE STRAND
49-0954

TWISTED
49-0990

BRAIDED
49-1018

49-0954

SUTURE WIRE, annealed stainless steel, **single strand**, sizes: 18 to 47 S.W.G. 1 oz. (31.1 gr) on a reel.

49-0990

SUTURE WIRE, as above but **twisted** sizes: 18 to 40 S.W.G. overall diameter 3.6 m. (12 ft.) on reels.

49-1018

SUTURE WIRE, as above but **braided**, sizes 18 to 40 S.W.G. overall diameter 3.6 m. (12 ft.) on reels

S.W.G.—Standard Wire Gauge.

CONVERSION TABLE FOR S.S. SUTURE WIRE

| S W G Overall | B.P.C. Size | Overall Diameter | | S W G Overall | B.P.C. Size | Overall Diameter | | S W G Overall | B.P.C. Size | Overall Diameter | |
|---------------|-------------|------------------|------|---------------|-------------|------------------|------|--------------------|-------------|------------------|-------|
| | | ins. | mm. | | | ins. | mm. | | | ins. | mm. |
| 18 | | .048 | 1.2 | 29 | 0 | .0136 | .345 | 39 | 5-0 | .0052 | .132 |
| 20 | | .036 | .9 | 30 | 2-0 | .0124 | .315 | 40 | 5-0 | .0048 | .121 |
| 21 | | .032 | .813 | 31 | 2-0 | .0116 | .294 | Single Strand Only | | | |
| 22 | | .028 | .711 | 32 | 2-0 | .0108 | .274 | | 41 | 5-0 | .0044 |
| 23 | | .024 | .610 | 33 | 3-0 | .0100 | .254 | 42 | 5-0 | .0040 | .101 |
| 24 | 2 | .022 | .559 | 34 | 3-0 | .0092 | .233 | 43 | 6-0 | .0036 | .091 |
| 25 | 2 | .020 | .508 | 35 | 3-0 | .0084 | .213 | 44 | 6-0 | .0032 | .081 |
| 26 | 1 | .018 | .457 | 36 | 4-0 | .0076 | .193 | 45 | 6-0 | .0028 | .071 |
| 27 | 1 | .0164 | .416 | 37 | 4-0 | .0068 | .172 | 46 | 6-0 | .0024 | .061 |
| 28 | 0 | .0148 | .375 | 38 | 4-0 | .0060 | .152 | 47 | 7-0 | .0020 | .050 |

49-0942

PULVERTAFT'S TENDON SUTURE, consisting of a 46 cm. (18 in.) length of stainless steel wire, 40 S.W.G., swaged-on to a No. 18 stainless steel suture needle at each end, **straight**, triangular point, mounted single on card.

49-0944

PULVERTAFT'S TENDON SUTURE, as above but in cartons containing twelve cards.




49-0942

49-0946

PULVERTAFT'S TENDON SUTURE, as above but with **curved** needles mounted single on card.

49-0948

PULVERTAFT'S TENDON SUTURE, as above but in cartons containing twelve cards.



49-0946

49-0934

PLASTASUTES, boilable, special fine black Nylon on No. 3 Eyeless Eye Curved Suture Needle sterile, in hermetically sealed glass tubes in cartons of twelve tubes.

49-0336

PLASTASUTES as above but on No. 6 Needle.

49-0938

SILK, black braided (non-capillary and serum proof), 22.8 m (25 yards) on spool, sizes: 5/0, 4/0, 3/0, 2/0, 1/0, 1, 2 U S P. (approx. British Catgut sizes)

49-0940

TERYLENE, black or white braided (non-capillary and serum proof), high breaking strain, 22.8 m. (25 yards) on spool, sizes: 5/0-2.



49-0934



49-1046

49-1046

DAVIS & GECK FLEXON SUTURES in SURGILOPE STRIP PACK

Description

FLEXON is a new multistrand wire suture constructed from extremely fine, soft-tempered stainless steel filaments

Advantages

FLEXON STAINLESS STEEL SUTURES have many advantages when compared with other suture materials. Multistrand construction provides maximum flexibility. Sutures handle like silk, do not tend to kink, and are highly resistant to fragmentation and work-hardening.

The unusual degree of handling ease, marked by an absence of stiffness facilitates suturing and tying. Knots may be tied square and ends cut close, without danger of slipping or irritating. Comparative tensile strength tests show that a given size of Flexon equals or surpasses the next larger size of silk, cotton and catgut. Sutures are inert as well as non-corrosive and non-magnetic.

Uses

FLEXON STAINLESS STEEL SUTURES may be used wherever non-absorbable sutures are desirable. Because of their inertness, they are specially useful where tissue reaction must be avoided.

FLEXON SUTURES armed on drilled-end Atraumatic needles are available in sterile, dry Surgilope SP pack in cartons of one dozen.

IN CARTONS OF ONE DOZEN

| Product No. | Suture Size | Needle Type | |
|-------------|--------------------|---|--|
| 12533-43 | 3-0 x 69 cm. (27") | 26 mm. $\frac{1}{2}$ circle reverse cutting C-6 | |
| 12533-53 | 2-0 x 69 cm. (27") | 26 mm. $\frac{1}{2}$ circle reverse cutting C-6 | |
| 12543-33 | 4-0 x 46 cm. (18") | 19 mm. $\frac{3}{8}$ circle reverse cutting CE-4 | |
| 12548-23 | 5-0 x 69 cm. (27") | 20 mm. $\frac{1}{2}$ circle round bodied T-16 | |
| 12548-33 | 4-0 x 69 cm. (27") | 20 mm. $\frac{1}{2}$ circle round bodied T-16 | |
| 12553-23 | 5-0 x 69 cm. (27") | 25 mm. $\frac{1}{2}$ circle round bodied T-5 | |
| 12553-33 | 4-0 x 69 cm. (27") | 25 mm. $\frac{1}{2}$ circle round bodied T-5 | |
| 12553-43 | 3-0 x 69 cm. (27") | 25 mm. $\frac{1}{2}$ circle round bodied T-5 | |
| 12562-43 | 3-0 x 46 cm. (18") | 24 mm. $\frac{3}{8}$ circle reverse cutting CE-6 | |
| 12562-53 | 2-0 x 46 cm. (18") | 24 mm. $\frac{3}{8}$ circle reverse cutting CE-6 | |
| 12564-53 | 2-0 x 46 cm. (18") | 30 mm. $\frac{3}{8}$ circle reverse cutting CE-10 | |
| 12564-63 | 0 x 46 cm. (18") | 30 mm. $\frac{3}{8}$ circle reverse cutting CE-10 | |
| 12570-33 | 4-0 x 69 cm. (27") | 64 mm. straight cutting CS-1 | |
| 12570-43 | 3-0 x 69 cm. (27") | 64 mm. straight cutting CS-1 | |
| 12570-53 | 2-0 x 69 cm. (27") | 64 mm. straight cutting CS-1 | |

▼ denotes reverse cutting needle

New Tendon Sutures

Double armed Flexon Sutures 5-0 x 46 cm (18 in) on 25 m.m. straight cutting needles (CS5).

Double armed Flexon Sutures 5-0 x 46 cm (18 in) on 25 m.m. curved cutting needles (SCE6).

49-1050

DAVIS & GECK ANACAP BLACK BRAIDED SILK SUTURE BPC

Advantages

- 1 **Greater tensile strength** — The greater tensile strength of D & G surgical silk is the result of combining the finest raw silk materials with an improved braiding process which increases the density per unit diameter. This enables standards higher than those required by BPC to be routinely achieved.
- 2 **Absolutely non-capillary** — Silk in its untreated stage exhibits capillarity. **Anacap** Braided Silk Sutures are specially processed during manufacture to render them non-capillary and serum proof.
- 3 **Handling qualities** — D & G silk is noted for its excellent handling qualities.
- 4 **Continued strength after repeated sterilization** — The inherent strength in D & G silk permits you to sterilize **Anacap** silk as many as six times without any appreciable loss of strength.
- 5 **Economy of material** — There is no wastage with D & G surgical silk.








ANACAP black braided silk sutures BPC


| Product No. | Size | Length |
|-------------|------|----------|
| 11001-10 | 6-0 | 25 yds.* |
| 11003-10 | 6-0 | 100 yds. |
| 11001-20 | 5-0 | 25 yds. |
| 11003-20 | 5-0 | 100 yds. |
| 11001-30 | 4-0 | 25 yds. |
| 11003-30 | 4-0 | 100 yds. |
| 11001-40 | 000 | 25 yds. |
| 11003-40 | 000 | 100 yds. |
| 11001-50 | 00 | 25 yds. |
| 11003-50 | 00 | 100 yds. |
| 11001-60 | 0 | 25 yds. |
| 11003-60 | 0 | 100 yds. |
| 11001-70 | 1 | 25 yds. |
| 11003-70 | 1 | 100 yds. |
| 11001-80 | 2 | 25 yds. |
| 11003-80 | 2 | 100 yds. |

(* 25 yards = 22.8 m., 100 yards = 91.2 m.)

49-1052 DAVIS & GECK BLACK BRAIDED

SILK SUTURES BPC ATRAUMATIC NEEDLE — Silicone treated sterile in **SURGILOPE STRIP PACK** IN CARTONS OF ONE DOZEN

| Product No. | Suture Size | Needle Type | |
|-------------|-------------------|--|--|
| 11123-33 | 4-0 x 76 cm (30") | 25 mm. $\frac{1}{2}$ circle round bodied T-5 |  |
| 11123-43 | 3-0 x 76 cm (30") | | |
| 11123-53 | 2-0 x 76 cm (30") | | |
| 11123-63 | 0 x 76 cm (30") | | |
| 11153-03 | 7-0 x 76 cm (30") | 12 mm. $\frac{1}{2}$ circle round bodied TE-1 |  |
| 11153-13 | 6-0 x 76 cm (30") | | |
| 11153-23 | 5-0 x 76 cm (30") | | |
| 11063-03 | 7-0 x 46 cm (18") | 12 mm. $\frac{1}{2}$ circle cutting SCE-2 |  |
| 11063-13 | 6-0 x 46 cm (18") | | |
| 11063-23 | 5-0 x 46 cm (18") | | |
| 11063-33 | 4-0 x 46 cm (18") | | |
| 11239-13 | 6-0 x 46 cm (18") | Double armed |  |
| 11239-23 | 5-0 x 46 cm (18") | | |
| 11239-33 | 4-0 x 46 cm (18") | | |
| 11083-13 | 6-0 x 46 cm (18") | 16 mm. $\frac{1}{2}$ circle cutting SCE-3 |  |
| 11083-23 | 5-0 x 46 cm (18") | | |
| 11083-33 | 4-0 x 46 cm (18") | | |
| 11083-43 | 3-0 x 46 cm (18") | | |
| 11083-53 | 2-0 x 46 cm (18") | | |
| 11074-33 | 4-0 x 46 cm (18") | 19 mm. $\frac{1}{2}$ circle reverse cutting CE-4 |  |
| 11076-43 | 3-0 x 46 cm (18") | 24 mm. $\frac{1}{2}$ circle reverse cutting CE-6 |  |



49-1060

49-1060

McINDOE'S VAGINAL MOULD, acrylic plastic, for inlay graft, standard size.

For the treatment of congenital absence of vagina.




49-1062

49-1062

McINDOE'S VAGINAL DILATOR, acrylic plastic, standard size.

For the post-operative treatment of congenital absence of vagina.

NOTE — Special sizes can be made to order.



49-1076

49-1076

CLUTTON'S BOUGIE, tapered, twelve sizes: 6/10, 8/12, 10/14, 12/16, 14/18, 16/20, 18/22, 20/24, 22/26, 24/28, 26/30 and 28/32 stainless steel.

49-1092

CLUTTON'S BOUGIE, as above but set of twelve in polished wood case.

49-1096

ASHTON MILLER'S modified CLUTTON'S BOUGIE, for children, ten sizes: 4/8, 6/10, 8/12, 10/14, 12/16, 14/18, 16/20, 18/22, 20/24, and 22/26 stainless steel.

49-1110


ASHTON MILLER'S modified CLUTTON'S BOUGIE, as above but set of ten, in polished wood case.



49-1120

49-1120

FOLEY'S SELF-RETAINING CATHETER Paediatric, with 3 c.c. capacity bag and 2 eyes, red rubber, sizes 8 and 10 F.C.G.



49-1122

49-1122

FOLEY'S SELF-RETAINING CATHETER, adult, with 5 cc. capacity bag and 2 eyes, latex rubber, sizes 12, 14, 16, 18, 20, 22, 24, 26, 28 & 30 F.C.G.

49-1124

FOLEY'S SELF RETAINING CATHETER, as above, but with 30 cc. capacity bag.



49-1126

49-1126

MALECOT'S CATHETER, self-retaining, with two-winged tip, soft rubber, size 6 E.C.G. (12 F.C.G.).

49-1132

CATHETER SPIGOTS, for above, small size, wood.

E.C.G.—English Catheter Gauge.

F.C.G.—French Catheter Gauge

49-1138

DENIS BROWNE'S INTRODUCER
for AMBIC CATHETER, size 6 E.C.G.
(12 F.C.G.), stainless steel in chro-
mium plated handle.



49-1138

49-1144


DENIS BROWNE'S AMBIC CATHETERS, sell
retaining with two winged tip, sizes 6, 8 and 10
E.C.G. (12, 15 and 18 F.C.G.).



49-1144

49-1150


INTRODUCER, for Foley's Catheters, stainless
steel.



49-1150

49-1152

INTRODUCER for Dowse's Catheters, stainless
steel.



49-1152

49-1154

INTRODUCER for Malecot's and Pezzer's Cathe-
ters, two sizes: large and small, stainless steel



49-1154


49-1156

"MARYFIELD" PATTERN FOLEY'S CATHETER
INTRODUCER, curved large for sizes 24 and 26
F.C.G. Catheters, stainless steel.



49-1158

"MARYFIELD" PATTERN FOLEY'S CATHETER
INTRODUCER, as above but medium for sizes 16
and 18 F.C.G. Catheters.



"Reg. Design No. 917583".

E.C.G.—English Catheter Gauge.

F.C.G.—French Catheter Gauge.

Mr. Walter Campbell, V.R.D., Ch.M., F.R.C.S., Eng.
F.R.C.S., Ed., Consultant Surgeon at Maryfield
Hospital, Dundee, and Mr. Gavin Douglas M.B.
Ch.B. write—



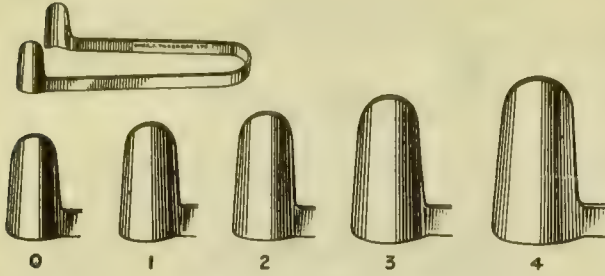
"For several years now we have been using a Foley's
Catheter Introducer which we designed to allow a
delicate "no touch" technique in the passage of this
useful catheter.

49-1156

"Essentially the introducer is a metal tube shaped
like a bougie whose convex wall has been removed.
The tip is offset and pointed for insertion in the ter-
minal catheter aperture. The catheter lies in the deeply
grooved convexity of the instrument and is fixed in
slight tension at the proximal end. The whole unit is
then like a rubber tyre in a wheel rim. The catheter can
be mounted without being touched, and if only the
proximal end of the carrier is held, it, and the catheter
can be inserted into the bladder without either being
soiled by the operator. Insertion is well controlled
and usually easy. The bag of the catheter is then
inflated and the carrier gently withdrawn leaving the
catheter in situ.

"Preferably, and generally quite satisfactorily, the tip of the
carrier can be inserted into a small hole made in the side of
the catheter just proximal to the bag. When mounted, this
produces a combination whose distal part is flexible. This
has the advantages of good control and also the delicacy
and flexibility of a soft rubber catheter.

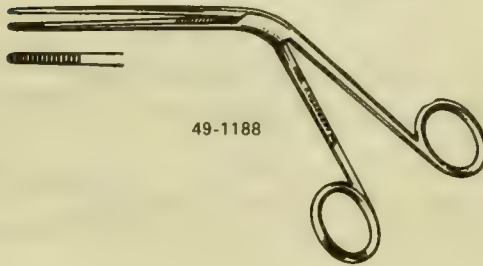
"The instrument is equally suitable for males and females
and we believe should always be used when passing these
catheters, as by doing so there is less risk of injury and
sepsis.



49-1170

49-1170
THUDICHUM'S NASAL SPECULUM five sizes: 0, 1, 2, 3 and 4, stainless steel.

49-1178
THUDICHUM'S NASAL SPECULUM, as above but **insulated** for diathermy.



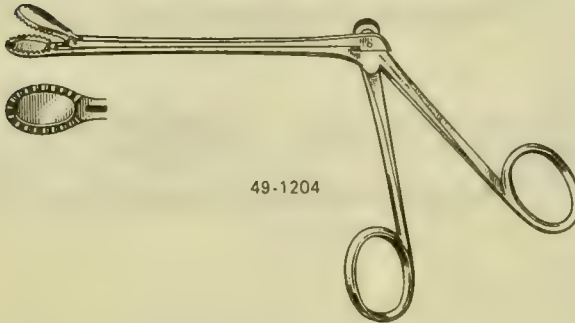
49-1188

49-1188
TILLEY'S NASAL DRESSING FORCEPS, with serrated jaws, box joint, stainless steel.



49-1196


49-1196
BALLENGER'S NASAL SWIVEL KNIFE, two sizes: small and large, stainless steel in chromium plated handle.



49-1204

49-1204
WATSON WILLIAMS' NASAL POLYPI FORCEPS, with multiple toothed jaws, stainless steel

49-1206
WATSON WILLIAMS' NASAL POLYPI FORCEPS, as above but non-toothed jaws.



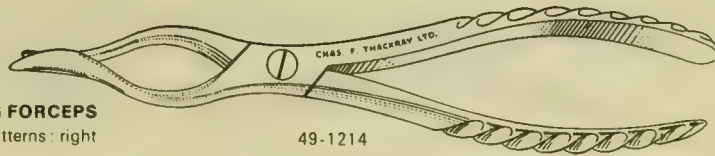
49-1212

49-1212
WALSHAM'S NASAL SEPTUM FORCEPS, screw joint, 7½ in. (190.5 mm.) stainless steel
For straightening the septum.

49-1214

WALSHAM'S NASAL REDRESSING FORCEPS

screw joint, 9 in. (228.6 mm.). two patterns: right and left. stainless steel

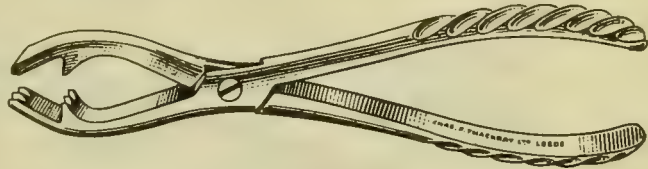


49-1214

49-1226

FERGUSSON'S "LION" FORCEPS, screw joint.

6 in. (152 mm.), stainless steel.



49-1228

49-1228

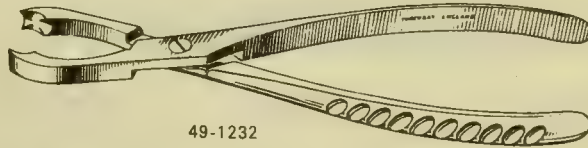
FERGUSSON'S "LION" FORCEPS, as above but

8 in. (203 mm.).

49-1232

HARRISON'S BONE HOLDING FORCEPS, 7 1/2

in. (190.5 mm.), stainless steel.

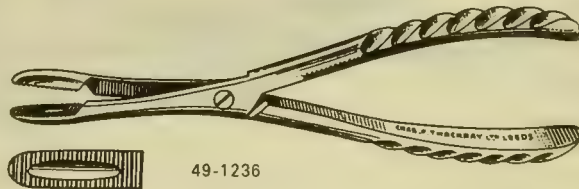


49-1232

49-1236

NECROSIS FORCEPS, straight, screw joint, 7 1/2 in.

(190.5 mm.), stainless steel.



49-1236

49-1238

NECROSIS FORCEPS, as above but angled

laterally.



49-1238

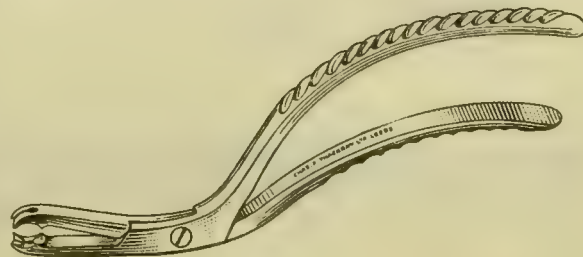
49-1242

ROWE'S modified HARRISON'S BONE HOLD-

ING FORCEPS, screw joint, 7 1/2 in. (184.1 mm),

stainless steel.

The handles have been modified so that they remain clear of the neck tissues during application to the mandible. Both blades are provided with a hole through which drilling of the bone may be effected. The blades are slotted to facilitate removal of forceps after wiring of the mandible.

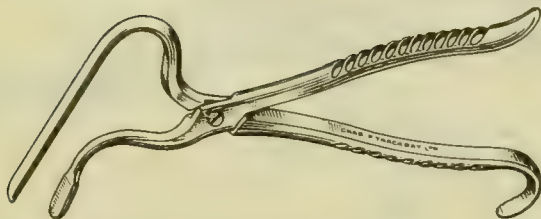


49-1242



49-1246

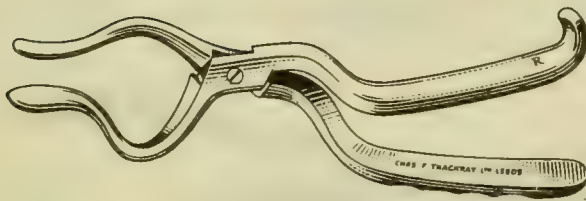
49-1246
HAYTON-WILLIAMS' FORWARD TRACTION and REDUCTION MAXILLARY FRACTURE FORCEPS, with "stop" screw on one shank, screw joint, 9 1/2 in. (247.6 mm), stainless steel.



49-1248

49-1248
HAYTON-WILLIAMS' DOWNWARD TRACTION MAXILLARY FRACTURE FORCEPS, screw-joint, 9 in. (228.6 mm), stainless steel

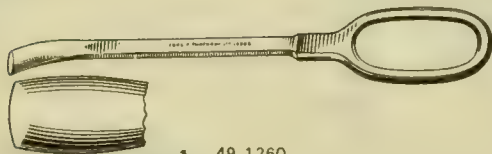
For full details of use, please request copy of Thackray Catalogue Supplement No. 6.



49-1250

49-1250
ROWE'S MAXILLARY DISIMPACTION FORCEPS, screw-joint, 9 in. (228.6 mm.) two patterns right and left, stainless steel

Used in pairs, right and left, the shanks of these forceps are cranked to permit correct positioning of the blades when the operator's hands are approximated.



49-1260

49-1260
BRISTOW'S BONE LEVER, for the malar bone, stainless steel.

Also used for elevating a fractured Zygomatic Bone



49-1262

49-1262
LANE'S (or Trethowan's) BONE LEVER, ring handle, 8 1/2 in. (215.9 mm), stainless steel.

49-1264

MALAR ELEVATOR, stainless steel in chromium plated handle.

For elevating the zygomatic arch and malar bone by intra-oral approach.

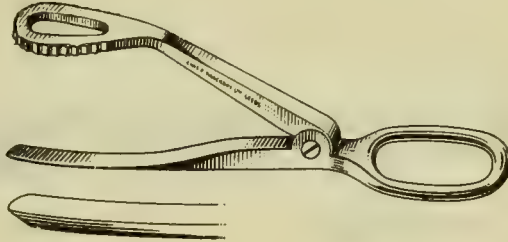
F. Taylor Monks, F.D.S., R.C.S.



49-1264

49-1266

ROWE'S ZYGOMATIC BONE ELEVATOR, stainless steel.



49-1266

49-1272


HILL'S NASAL RASPATORY, stainless steel.



49-1272

49-1274

HOWARTH'S NASAL RASPATORY, stainless steel.



49-1274

49-1276

JOSEPH'S NASAL RASPATORY, curved, stainless steel in chromium plated handle



49-1276

49-1278


JOSEPH'S NASAL RASPATORY, as above but straight.



49-1280


SEPTUM RASPATORY, fine, stainless steel in chromium plated handle.

49-1280



49-1282

49-1282
CLEFT PALATE SHARP HOOK and RASPA-
TORY, stainless steel.




R

49-1284
CLEFT PALATE RASPATORIES, curved upwards,
two patterns: right and left, stainless steel in
chromium plated handle.



L

49-1284



R

49-1288
CLEFT PALATE RASPATORIES, curved down-
wards, two patterns: right and left, stainless steel in
chromium plated handle.



L

40-1288



49-1292

49-1292
CLEFT PALATE RASPATORIES, two patterns:
curved up and curved down, stainless steel in
chromium plated handle.



49-1296

49-1296
BARSKY'S CLEFT PALATE RASPATORY,
double ended, stainless steel.



49-1298
ELEVATOR, double-ended, angled right and left,
stainless steel.

49-1298

*Used to start the separation of the nasal mucosal
flaps from the bone of the hard palate.*



49-1300
ELEVATOR, double-ended, angled to side and on
flat, stainless steel.

49-1300

For elevation of buccal and nasal flaps.



49-1302
ELEVATOR, double-ended, spoon shaped, stainless
steel.

49-1302

*Used for mobilisation of the mucosal flaps from the
floor and sides of the nose*



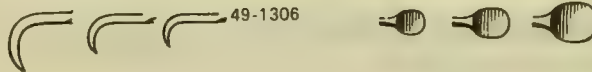
49-1304
BARSKY'S PHARYNGEAL FLAP ELEVATOR,
double ended, stainless steel.

49-1304



49-1306
McINDOE'S CLEFT PALATE RASPATORIES,
double-ended, three sizes : small, medium and large,
stainless steel.

49-1306



49-1312
MITCHELL'S TRIMMER, double-ended, stainless
steel.

49-1312

For use in surgery of cleft palate.




49-1320

49-1320

READ'S PERIOSTEAL ELEVATOR, single-ended, blunt, 6 in. (152 mm.) stainless steel.

For elevating the gum in gingivectomy, for raising muco-periosteal flaps and for separating-off cyst walls from cyst cavities.



49-1322

49-1322

READ'S PERIOSTEAL ELEVATOR, double-ended blunt, 8 1/4 in. (215.9 mm.) stainless steel.

For raising gum flaps to expose bone (as in removal of impacted teeth roots, cysts, etc.). Blunt ends prevent laceration of tissues. One end being straight and the other curved enables application to all surfaces of jaw: the curved end is particularly useful as a retractor.



49-1324

49-1324

WARD'S PERIOSTEAL ELEVATOR, single ended, sharp, stainless steel in chromium plated handle.



49-1328

49-1328

DOYEN'S RIB RASPATORY, adults' size, curved to-left for right hand use, stainless steel in chromium plated handle.

49-1330

DOYEN'S RIB RASPATORY, adults' size, but curved-to-right for left hand use.

49-1332

DOYEN'S RIB RASPATORY, children's size, curved-to-left for right hand use, stainless steel in chromium plated handle.

49-1334

DOYEN'S RIB RASPATORY, children's size, but curved-to-right for left hand use.



49-1338

49-1338

FARABEUF'S RUGINE, with narrow curved blade 1/2 in. wide, 6 in. long (6.3 x 152 mm.), stainless steel.



49-1340

49-1340

FARABEUF'S RUGINE, straight blade 1/4 in. wide, 6 in. long (11.1 x 152 mm.) stainless steel.

49-1342


FARABEUF'S RUGINE, as above but with curved blade.

PLASTIC, MAXILLO-FACIAL, ORAL and HAND SURGERY

BONE INSTRUMENTS

49-1350


BODENHAM'S SURGICAL SAW, complete with one high-speed steel saw-blade, handle stainless steel.



49-1350

49-1352

BLADES, high-speed steel.



49-1354

49-1354

JOSEPH'S NASAL SAW, angled, two patterns: right and left, stainless steel in chromium plated handle.

49-1358

JOSEPH'S NASAL SAW, two patterns: left and right, stainless steel in chromium plated handle.



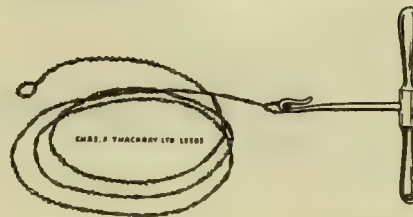
49-1358

49-1362

JOSEPH'S NASAL SAW, as above but straight.

49-1364

OLIVECRONA'S modified GIGLI'S SKULL SAW, unbreakable, three lengths: 30 cm., 50 cm. and 70 cm., stainless steel.

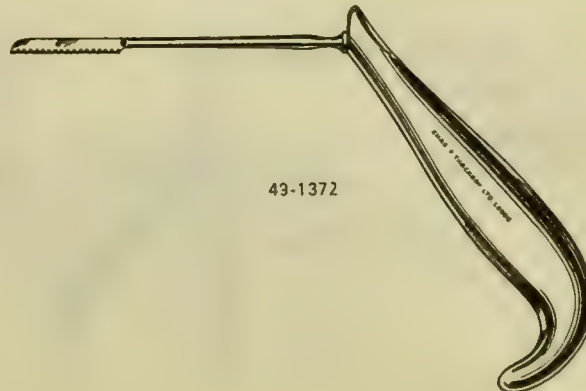


49-1364

49-1370

49-1370

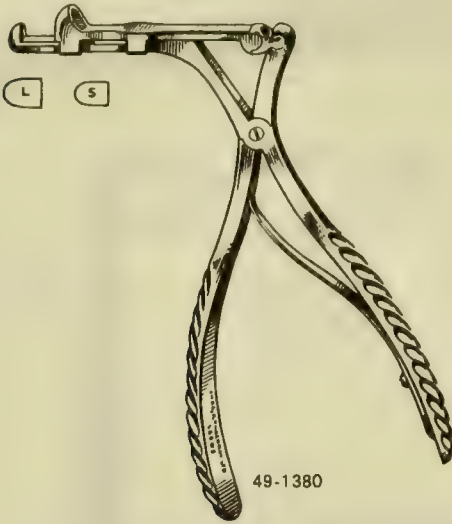
HANDLES for above, used in pairs, chromium plated.



49-1372

49-1372

MOWLEM'S NASAL SAW, stainless steel in chromium plated handle.



49-1380

49-1380

CITELLI'S GOUGE FORCEPS, two sizes: large and small, stainless steel.

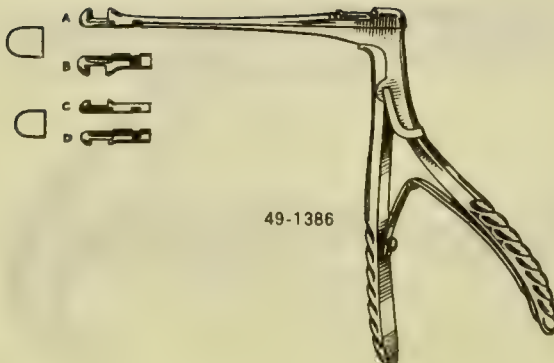


49-1384

49-1384

"GLASGOW PATTERN" NIBBLING FORCEPS, with double spring, screw joint, 5½ in. (146 mm.) stainless steel

Convenient size for localised trimming of alveolus after extractions, etc. Narrow blades enable insertion into sockets for removal of septum. Easily manipulated.



49-1386

49-1386

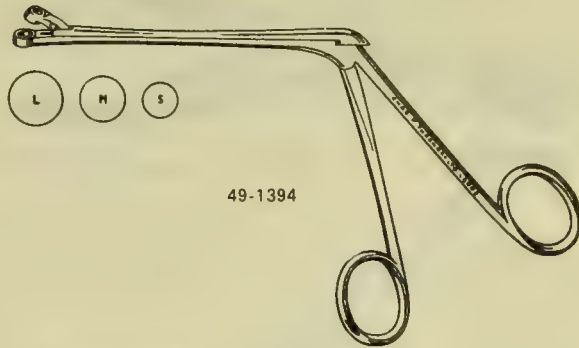
HAJEK'S SPHENOIDAL PUNCH FORCEPS, large size, two patterns: upward cutting (A) and downward cutting (B), stainless steel.

49-1390

HAJEK'S SPHENOIDAL PUNCH FORCEPS, as above, but small size, two patterns: upward cutting (C) and downward cutting (D).

49-1394

HARTMANN'S NASAL CONCHOTOME, three sizes: small, medium and large, stainless steel.

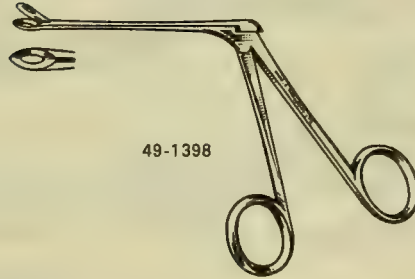


49-1394

49-1398

HENCKEL'S AURAL FORCEPS, with fenestrated scoop jaws, crocodile action, stainless steel.

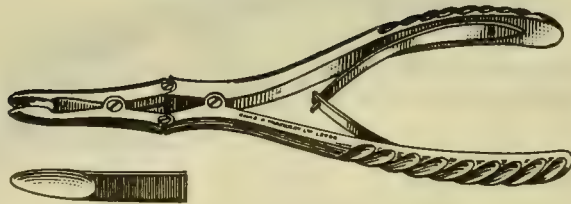
Used for recovering roots from the Antrum.



49-1398

49-1400

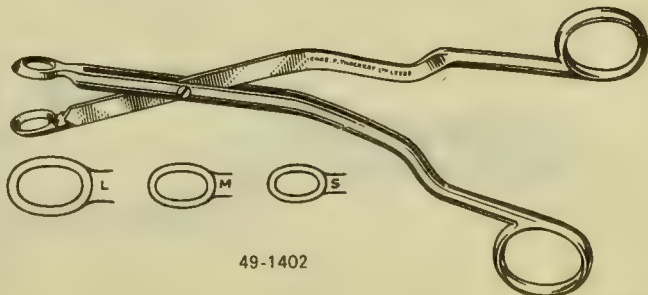
JANSEN'S (Luer's) GOUGE FORCEPS, multiple-action joints, $7\frac{1}{2}$ in. (190.5 mm.), stainless steel.



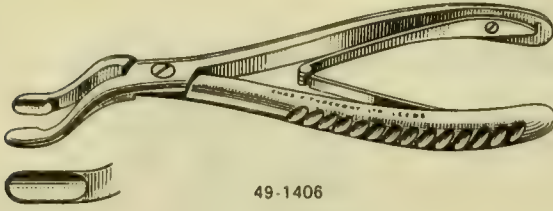
49-1400

49-1402

LUC'S NASAL CUTTING FORCEPS, cut-through joint, three sizes: small, medium and large, stainless steel.



49-1402

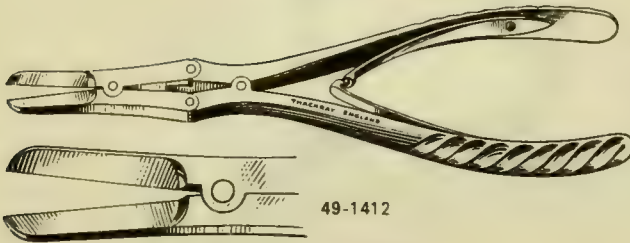


49-1406

49-1406

READ'S modified JANSEN'S BONE NIBBLERS with double spring, circular joint, 7 in. (177.8 mm.), stainless steel.

For excision of bone as in alveolectomy or trimming margin of bone after extractions, etc. Angulated blades enable application to sites in jaws not accessible to straight forceps.

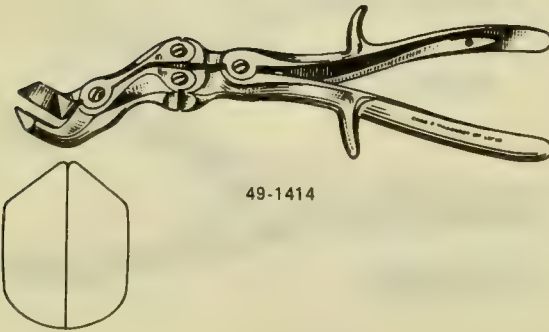


49-1412

49-1412

ECKHOFF'S BONE CUTTING FORCEPS, straight, with double spring, multiple-action joints, 8 in. (203 mm.) stainless steel.

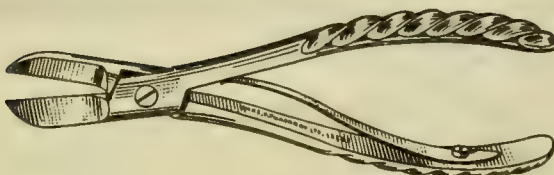
For the nasal hump.



49-1414

49-1414

KEY'S BONE CUTTING FORCEPS, multiple-action joints, light pattern, 9 in. (228.6 mm.), stainless steel.



49-1418

49-1416

LISTON'S BONE-CUTTING FORCEPS, straight with spring, screw joint, 6 in. (152 mm) stainless steel.

49-1418

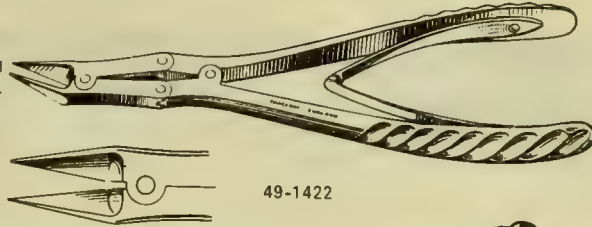
LISTON'S BONE CUTTING FORCEPS, as above but 7 in. (177.8 mm.).

49-1420

LISTON'S BONE-CUTTING FORCEPS, as above but **angled-on-flat**, 8 in. (203 mm.).

49-1422

McINDOE'S BONE CUTTING FORCEPS, angled -on-flat, with double spring, multiple-action, 7½ in. (190.5 mm.) stainless steel.

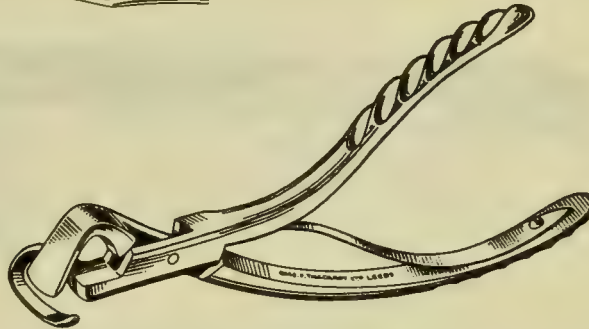


49-1422

49-1426

DOYEN'S RIB SHEARS, take-off joint, 7¼ in. (196.8 mm.), stainless steel.

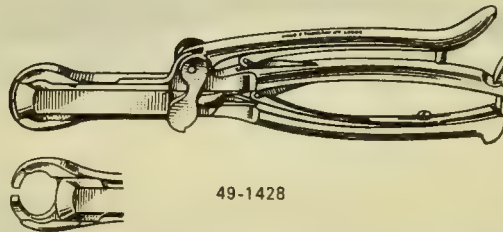
Used for taking Rib Grafts.



49-1426

49-1428

TUDOR EDWARDS' modified VEHMEHREN'S RIB SHEARS (Coastotome), 9¼ in. (234.9 mm.) stainless steel.



49-1428

49-1440

BARSKY'S NASAL RASP, straight, reverse-cutting teeth, concave surface, stainless steel.

For use on the bony dorsum. The direction and design of teeth are such that dust accumulates in the rasp; this avoids particles being left in the wound



49-1440

49-1442

BARSKY'S GLABELLA RASP, as above, but curved, reverse-cutting teeth, concave surface, stainless steel.


The curve, direction and design of teeth facilitate use in the glabella region.




49-1442

49-1444

McINDOE'S NASAL RASP, straight reverse cutting teeth, stainless steel in chromium plated handle.



49-1444



49-1448

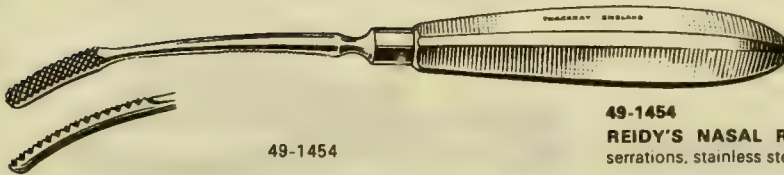
49-1448
MALTZ' NASAL RASP, straight, stainless steel in chromium plated handle.



49-1450

49-1450
MALTZ' NASAL RASP, curved, with deep-cut serrations, stainless steel in chromium plated handle.

49-1452
MALTZ' NASAL RASP, as above, but straight.



49-1454

49-1454
REIDY'S NASAL RASP, curved, with crossed serrations, stainless steel in chromium plated handle.




49-1460

49-1460
READ'S CURETTE, straight, double-ended, 7½ in. (196.8 mm.) stainless steel.



49-1462

49-1462
READ'S CURETTE, small size, angulated double-ended, 8½ in. (215.9 mm.), stainless steel.



49-1464

49-1464
READ'S CURETTE, as above, but large size

49-1466

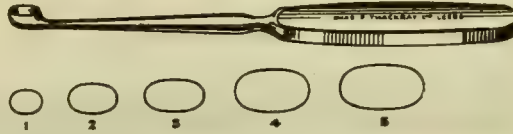
READ'S SCOOP, 6½ in. (164.7 mm.), stainless steel in chromium plated handle.



49-1466

49-1468

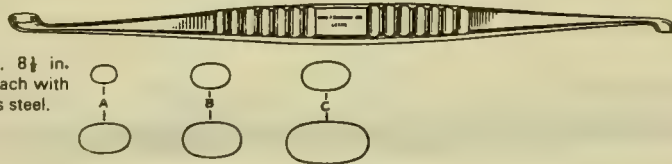
VOLKMANN'S SCOOP, 6½ in. (164.7 mm.), five sizes: 1, 2, 3, 4 and 5, stainless steel.



49-1468

49-1476


VOLKMANN'S SCOOP, double-ended, 8½ in. (215.9 mm.), three models: A, B, and C, each with a different size scoop at each end, stainless steel.



49-1476

49-1486

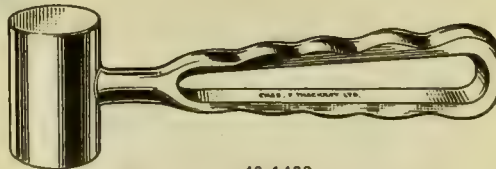
HAMMER for HAND SURGERY, solid brass, dull chromium plated.



49-1486

49-1488

HEATH'S MALLET, 18 oz. (559.8 gm) diameter of head: 1½ in. (34.9 mm.) solid copper, silver plated.



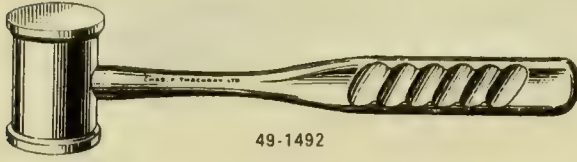
49-1488

49-1490

MALLET, small, with tapered head of solid copper, in chromium plated handle.



49-1490



49-1492

49-1492


MALLET, $\frac{3}{4}$ lb. (373.2 gm.), diameter of head $1\frac{1}{4}$ in. (34.9 mm.), solid stainless steel.



49-1500

49-1500

BARSKY'S NASAL OSTEOTOME, 12 mm wide, stainless steel.



49-1502

49-1502

FRENCH PATTERN OSTEOTOME, four sizes: 5 mm., 7 mm., 9 mm. and 11 mm. wide, stainless steel.



49-1508

49-1508

MANCHESTER'S NASAL HAND-OSTEOTOME large size, 13 mm. wide with 12 mm. cutting edge, stainless steel.

49-1510

MANCHESTER'S NASAL HAND-OSTEOTOME small size, 12 mm. wide with 11 mm. cutting edge, stainless steel.

Those surgeons who use osteotomes to remove the nasal hump are well aware of the tendency of these chisel instruments to cut in deeper and deeper as the cut proceeds. They have also noticed the difficulty of keeping the cut absolutely horizontal. This present instrument has been designed to overcome these failings. The blade is slender and is really an osteotome rather than a chisel. The tendency to cut deeper is therefore much less. The big hemispherical handle allows firm pressure to be applied by the palm but also provides sufficient grip to resist any tendency for the chisel to undergo torsion to the right or to the left. It is thus possible to control the cut with great accuracy.

After detaching the soft tissues from the nasal bridge the line of section is noted and the first part of the incision through the cartilaginous vault is made with a scalpel. The chisel is then inserted under direct vision and of course immediately engages the bony part of the vault. Firm pressure is applied and the chisel is moved very slightly from side to side as the pressure is kept on. A very clean and controlled removal of the hump is thus made possible.

The slightly bevelled edges effectively prevent the chisel from damaging the overlying soft tissues.

W. MANCHESTER, F.R.C.S.

49-1512

MATTHEWS' OSTEOTOME, 11 mm. wide (cutting edge), stainless steel.

Used in nasal reduction to cut the nasal bones from the septum; the flange protects the overlying skin.



49-1512

***49-1516**

READ'S OSTEOTOME, with serrated head, 7 in. (177.8 mm.), two sizes: 4 mm. and 5 mm. wide, tungsten steel plated.



49-1516


49-1522

SMITH-PETERSEN'S OSTEOTOME, straight, 8 in. (203 mm.), five sizes: $\frac{3}{8}$ in., $\frac{1}{2}$ in., $\frac{3}{4}$ in., 1 in. and $1\frac{1}{2}$ in. wide (9.5, 12.7, 19, 25.4, 31.7 mm), stainless steel.



***49-1528**

SMITH-PETERSEN'S OSTEOTOME, as above, but tungsten steel plated.



49-1522


49-1534

SWEDISH PATTERN OSTEOTOME, 8 in. (203 mm.), five sizes: $\frac{3}{8}$ in., $\frac{1}{2}$ in., $\frac{3}{4}$ in., 1 in. and $1\frac{1}{2}$ in. wide (9.5, 12.7, 19, 25.4, 31.7 mm.), stainless steel.



***49-1540**

SWEDISH PATTERN OSTEOTOME, as above, but tungsten steel plated.



49-1534

***49-1546**

WARD'S NASAL OSTEOTOME, two sizes: 3 mm. and 5 mm., tungsten steel plated.



49-1546

**Tungsten steel instruments now hard chromium plated*



49-1554

49-1554

BRAITHWAITE'S NASAL CHISEL, with 5 mm. wide cutting edge, two patterns A and B, stainless steel.

49-1558


BRAITHWAITE'S NASAL CHISEL, as above, but 5 mm. wide, without guard on side of chisel edge.



49-1560

49-1560

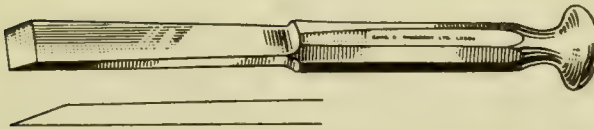
FRENCH PATTERN CHISEL, four sizes: 5 mm., 7 mm., 9 mm., and 11 mm. wide, stainless steel.



49-1566

49-1566

JENKINS' CHISEL, six sizes: 2 mm., 4 mm., 6 mm., 8 mm., 10 mm. and 12 mm., stainless steel.




49-1574

49-1574

MACEWEN'S CHISEL, 7½ in., (190.5 mm.) five sizes: ⅜ in., ½ in., ⅝ in., 1 in., and 1½ in. wide (9.5, 12.7, 19, 25.4 and 31.7 mm.), stainless steel.

***49-1580**

MACEWEN'S CHISEL, as above, but tungsten steel plated.



49-1586

49-1586

MCINDOE'S NASAL CHISEL, four sizes: 9 mm., 11 mm., 13 mm. and 15 mm. wide, stainless steel



49-1592

49-1592

MCINDOE'S NASAL CHISEL, four sizes: 9 mm., 11 mm., 13 mm., and 15 mm. wide, with mushroom head for use by hand, stainless steel.

***49-1598**

READ'S CHISEL, with serrated head, 7 in. (177.8 mm.) long, four sizes: 2 mm., 3 mm., 4 mm. and 5 mm. wide, tungsten steel plated.



49-1598

***49-1604**

READ'S HAND-CHISEL, 6 in. (152 mm.) long, four sizes: 2 mm., 3 mm., 4 mm. and 5 mm. wide, tungsten steel in chromium plated handle.




49-1604

***49-1610**

READ'S HAND-CHISEL, contra-curve, 6 in. (152 mm.) long, two sizes: 4 mm. and 5 mm. wide, tungsten steel in chromium plated handle.



49-1610



49-1614

SWEDISH PATTERN CHISEL, 8 in., five sizes: $\frac{1}{2}$ in., $\frac{3}{4}$ in., 1 in. and $1\frac{1}{4}$ in. wide (9.5, 12.7, 19, 25.4 and 31.7 mm.), stainless steel.

49-1614

***49-1620**

SWEDISH PATTERN CHISEL, as above, but tungsten steel plated.


***49-1626**

WARD'S NASAL CHISEL, two sizes, 3 mm. and 5 mm. wide, tungsten steel plated.



49-1626

*Tungsten steel instruments now hard chromium plated.



49-1636

49-1636

JENKINS' GOUGE, 5 $\frac{1}{2}$ in. (139.7 mm.), five sizes: 3 mm., 4 mm., 6 mm., 8 mm. and 10 mm. wide stainless steel.



49-1642

49-1642

KILLIAN'S NASAL GOUGE, stainless steel.



49-1644

***49-1644**

READ'S GOUGE, with serrated head, 7 in. (177.8 mm.) long, four sizes: 2 mm., 3 mm., 4 mm. and 5 mm. wide, tungsten steel plated.



49-1650

***49-1650**

READ'S HAND-GOUGE, 6 in. (152 mm.) long, four sizes: 2 mm., 3 mm., 4 mm. and 5 mm. wide, tungsten steel in chromium plated handle.

***49-1656**

READ'S HAND-GOUGE, as above, but Contra-curve.



49-1662

49-1662

SWEDISH PATTERN GOUGE, 8 in. (203 mm.) four sizes: $\frac{1}{4}$ in., $\frac{1}{2}$ in., $\frac{3}{4}$ in. and 1 in. wide (9.5, 12.7, 19 and 25.4 mm.), stainless steel.


***49-1668**

SWEDISH PATTERN GOUGE, as above, but tungsten steel plated.

**Tungsten steel instruments now hard chromium plated.*

49-1684

FASCIA STRIPPER (A), stainless steel in chromium plated handle.




49-1684

49-1686

FASCIA CUTTER (B), as above.

49-1688

†BRAND'S PLANTARIS STRIPPER, cutting end 6 mm. internal diameter, mounted on shaft 18 in. (457 mm.) long, stainless steel.




CHAS F THACKRAY LTH LEBDS

49-1688

49-1690

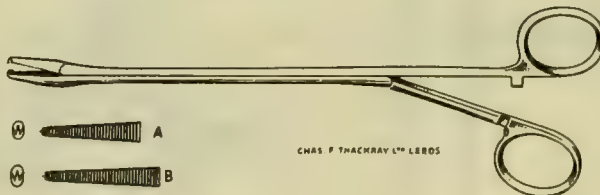
FURLONG'S TENDON STRIPPERS, two sizes: 4 mm. and 5 mm., stainless steel.



49-1690

49-1700


ANDERSEN'S TENDON TUNNELLING FORCEPS, with slender shaft, multiple joints, serrated jaws with two into three teeth, large size, 9 1/4 in. long (241.3 mm.), stainless steel.



CHAS F THACKRAY LTH LEBDS

49-1702

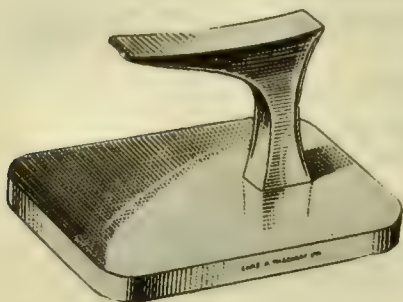
ANDERSEN'S TENDON TUNNELLING FORCEPS, as above but smaller size, 7 1/4 in. (190.5 mm.) long and scaled down in proportion.



49-1702

†Professor Paul W. Brand (Christian Medical College Vellore, Madras, India) writes:


"The stripper is designed to remove plantaris and palmaris longus tendon grafts through one small incision near its insertion. It cores the tendon out from inside the muscle substance at the proximal end. The jaws of the forceps open at the end of a tunnel without the handles having to be opened out widely; the nose is blunt and is used for 'feeling one's way around the structures of the hand'."



49-1710

ANVIL for HAND SURGERY, solid brass, dull chromium plated.

49-1710

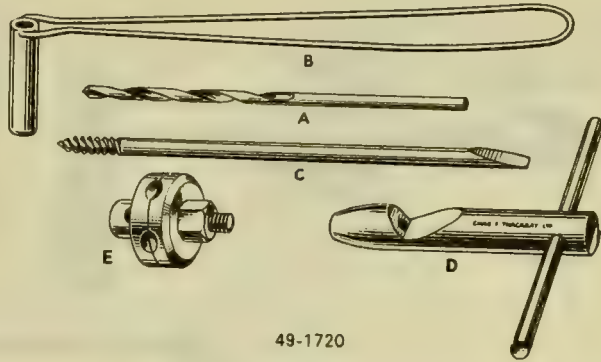


PARKER'S ARM TABLE, for surgery of the hand and forearm. 27 in. long x 20 in. wide (68.6 cm. x 51 cm.), with double telescopic leg for rigidity. Stainless steel top and enamelled finish with chromium plated fittings.

"The leg folds under the table top for storage purposes"

49-1720

MOULE'S INSTRUMENTS for treating jaw fractures consisting of: *twist drill, $\frac{3}{32}$ " (2.4 mm.) diameter (A) drill guide, chromium plated (B), transfixion pin with tapered screw, stainless steel (C), pin introducer, stainless steel (D), Clouston-Walker's universal joint, stainless steel (E).



49-1720

49-1722

DRILLS (A), $\frac{3}{32}$ " (2.4 mm.).

49-1724

TRANSFIXION PINS (C)

49-1726

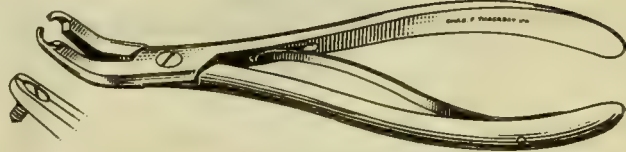
UNIVERSAL JOINTS (E)

*Fits standard dental handpiece.

†Screws cupro-nickel, 6 B.A. See Page 33.

49-1730

ROWE'S SCREW HOLDING FORCEPS, for 6 B.A. Screws, $\bar{1}$ in. (152 mm.) long, screw-joint, stainless steel.




49-1730

49-1734

HAYTON-WILLIAMS' SPRING-LOADED SCREW-HOLDING SCREWDRIVER, for use with 6 B.A. Screws, $7\frac{1}{4}$ in. (190.5 mm.), stainless steel.

For full details of use, please request copy of *Thackray Catalogue Supplement No. 7.*



49-1734


49-1736

HAYTON-WILLIAMS' SPRING-LOADED SCREW-HOLDING SCREWDRIVER, as above, but for use with 10 B.A. Screws.

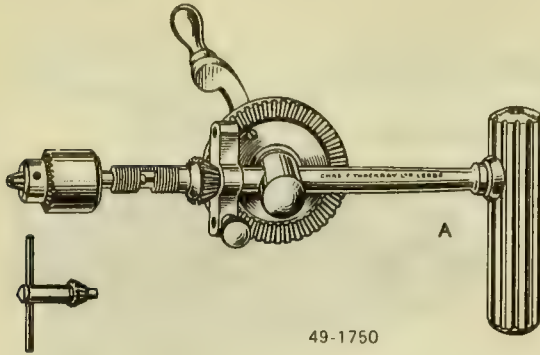
49-1738

ROWE'S modified WILLIAMS' AUTOMATIC SCREW-HOLDING SCREWDRIVER, for use with 6 B.A. screws, stainless steel in anodised aluminium handle.

Note — For full details of stainless steel Suture Wire see page 40.



49-1738



49-1750

49-1750

McKELVEY'S DRILL, consisting of: Drill Stock (A) fitted with Colt's Handle and Jacob's Non-slip Chuck; and Telescopic Attachment (B), chromium plated.


This drill can be used for either drilling with Morse Type Drills or introducing Kirschner's Wires; the Jacobs' Chuck can be detached and drills with sectioned mounts fitted. The handle can be unscrewed and replaced end-on for vertical drilling.

Used for transfixing a fractured Middle Third of the Facial Skeleton with a Kirschner's Wire.



49-1752

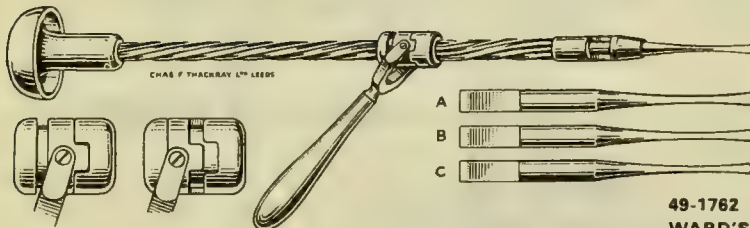
DRILL STOCK (A) only with Jacobs' Chuck.



49-1756

49-1756

SWEDISH PATTERN DRILL, chromium plated, with three Morse Type Twist Drills, one each: $\frac{1}{8}$ in., $\frac{1}{4}$ in., and $\frac{1}{2}$ in. (1.8, 2.4 and 3.16 mm.) on sectioned mounts.



49-1762

49-1762

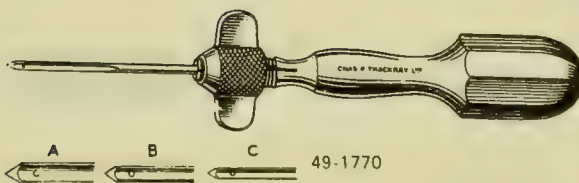
WARD'S modified ARCHIMEDEAN DRILL, with chuck device giving one way rotary movement, chromium-plated, with set of three drills and one twist drill, No. 50, stainless steel. One each: $\frac{1}{8}$ in., $\frac{1}{4}$ in., and $\frac{1}{2}$ in. (0.79, 1.18 and 1.58 mm.).

49-1764

DRILLS for above, set of three.

49-1768

TWIST DRILL, No. 50 for above.



49-1770

49-1770

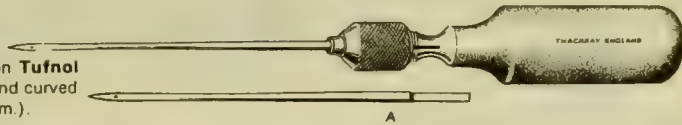
ROWE'S BONE DRILL, with winged chuck on chromium plated handle, and three detachable stainless steel awls: Sizes $\frac{1}{8}$ in., $\frac{1}{4}$ in. and $\frac{1}{2}$ in. (1.6, 2.4 and 1.8 mm.).

49-1772

AWLS for above, set of three.

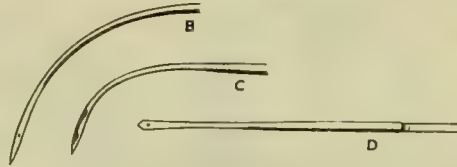
49-1776

TOLLER'S BONE DRILL, with chuck on **Tufnol** plasticised handle, and two each straight and curved detachable stainless steel awls $\frac{1}{32}$ " (2.4 mm.).



49-1778

AWLS for above, set of four.



49-1776

49-1784

BARKER'S SPINAL NEEDLE, four gauges: 17, 18, 19 and 20 S.W.G., $3\frac{1}{4}$ in. (82.5 mm.) long. Record fitting mount, complete with stilette, stainless steel.




49-1784

Used for passage of Cheek Wire in treatment of Maxillary Fractures.

49-1786

KELSEY FRY'S BONE AWL, straight, with "eye" for wire, stainless steel.



49-1786

49-1788

KELSEY FRY'S BONE AWL, curved, with "eye" for wire, stainless steel.



49-1788

49-1794

KILLEY'S CIRCUMFERENTIAL WIRE INTRODUCER, straight stainless steel.



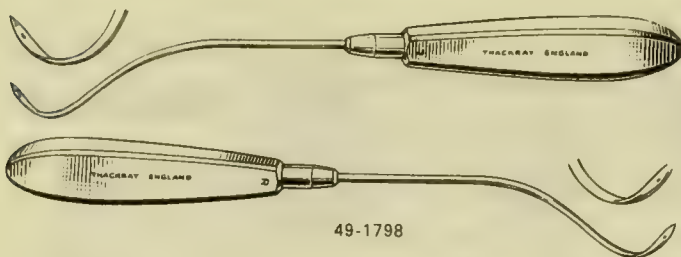
49-1794

49-1796

KILLEY'S CIRCUMFERENTIAL WIRE INTRODUCER, long, curved, stainless steel.



49-1796



49-1798

49-1798

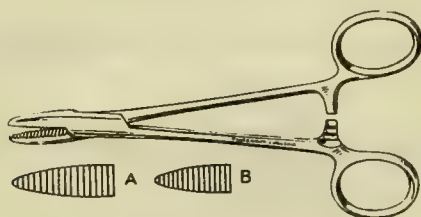
ROWE'S CIRCUMFERENTIAL AWLS, with "eye" for wire, two patterns: curved to left and right, stainless steel in chromium plated handle.



49-1802

49-1802

ROWE'S ZYGOMATIC ARCH AWL, with "eye" for wire and finger rest which indicates direction of point, stainless steel in chromium plated handle.



49-1812

49-1812

LAWSON TAIT'S ARTERY FORCEPS, (A) straight, box-joint, 5½ in. (139.7 mm.), stainless steel.

49-1814

LAWSON TAIT'S ARTERY FORCEPS, (B) as above, but with fine jaws.

For use as a wire tightener.




49-1816

49-1816

WIRE CUTTERS, PLIERS, for annealed wire, 5½ in. (139.7 mm.), nickel-plated.

Unsuitable for hardened steel wire.



49-1818

49-1818

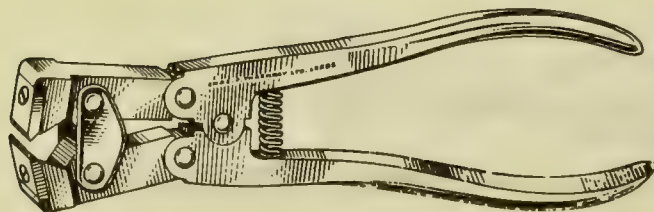
WIRE CUTTERS, for annealed wire, 6¼ in. (164.7 mm.), nickel plated.

Unsuitable for hardened steel wire.

49-1822

WIRE CUTTERS, as above, but with Tungsten Carbide cutting edges on jaws.

For cutting hard steel wire.



49-1824

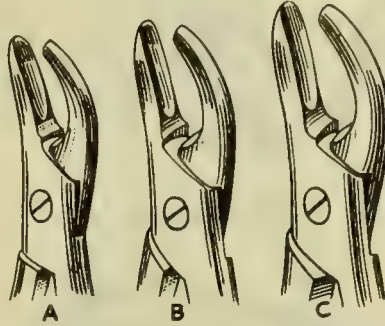
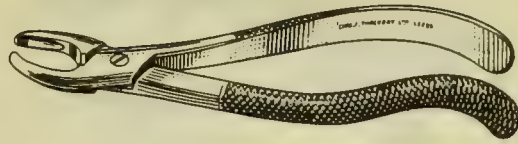
49-1824

WIRE CUTTERS, strong, for guide wires, etc., with replaceable blades, 9¼ in. (241.3 mm.) nickel plated.

49-1834

READ'S DENTAL FORCEPS, screw joint, three patterns: A, B and C, stainless steel.

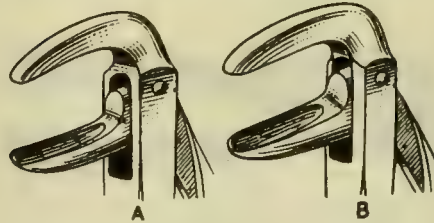
- A: *Lighter and smaller forceps for roots and deciduous teeth. Convenient to handle.*
- B: *Medium forceps for general use.*
- C: *Heavier forceps for resistant teeth.*



49-1834

49-1838

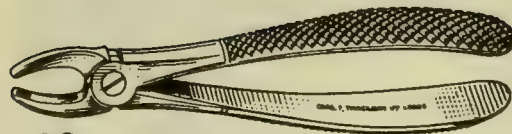
READ'S DENTAL FORCEPS, box joint, two patterns: A and B, stainless steel.



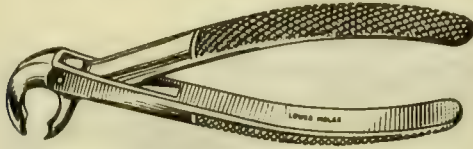
49-1838

49-1842

READ'S DENTAL FORCEPS, circular joint, stainless steel.

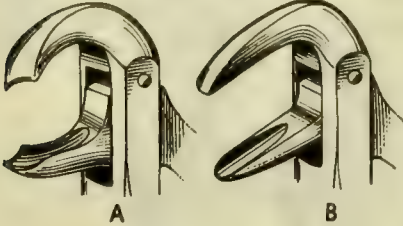


49-1842



49-1844

WALLIS' LOWER MOLARS FORCEPS, "Hawk's Bill" (A), box joint, stainless steel.

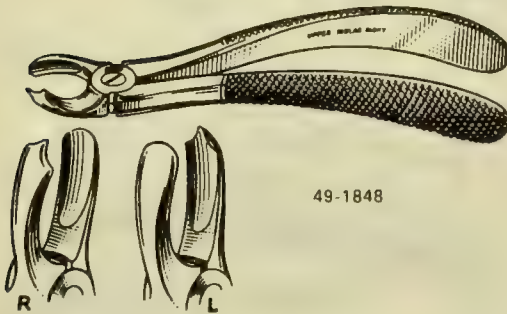


49-1844

49-1846

49-1846

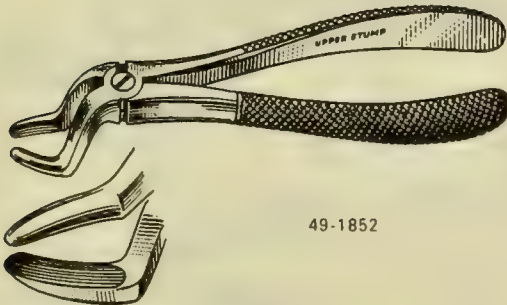
WALLIS' LOWER STUMPS FORCEPS, "Hawk's Bill" (B), box joint, stainless steel.



49-1848

49-1848

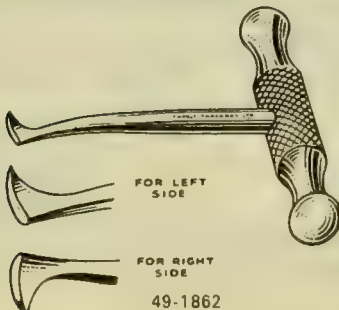
WALLIS' UPPER MOLARS FORCEPS, circular joint, two patterns: right and left, stainless steel.



49-1852

49-1852

WALLIS' UPPER STUMPS FORCEPS, circular joint, stainless steel.



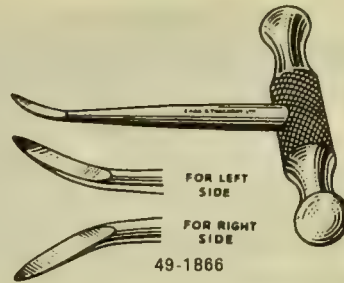
49-1862

49-1862

DENTAL ELEVATOR, two patterns: for right side and left side, stainless steel in chromium plated handle.

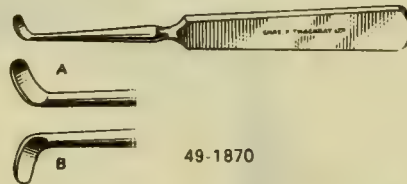
49-1866

DENTAL ELEVATOR, two patterns: for right side and left side, stainless steel in chromium plated handle.



49-1870

WARWICK JAMES' DENTAL ELEVATOR, two patterns: A and B, stainless steel.




*49-1874

MEESON'S DENTAL ELEVATOR, 5 in. (127 mm.) long, three sizes: $\frac{1}{4}$ in., $\frac{1}{2}$ in. and $\frac{3}{4}$ in. (0.092, 3.16 and 6.35 mm.), tungsten steel in chromium plated handle.



49-1878

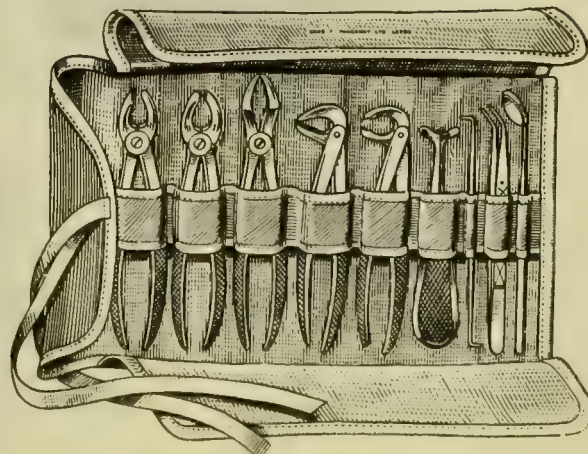
WALLIS' STUMP ELEVATOR, double, stainless steel in chromium plated handle.



49-1884


WALLIS' DENTAL SET, consisting of:

- One Lower Molars Forceps, fig. 49-1844.
 - One Lower Stumps Forceps, fig. 49-1846.
 - Two Upper Molars Forceps (one each right and left) fig. 49-1848.
 - One Upper Stumps Forceps, fig. 49-1852.
 - One Double Elevator, fig. 49-1878.
 - One Probe, double-ended, fig. 49-0716
 - One Packing Forceps, fig. 49-0300
 - One Mirror, 22 mm., fig. 49-0682
- In khaki wrap.



*Tungsten steel instruments now hard chromium plated.


49-1884



49-1900

49-1900

"BRISTOL" DIATHERMY HANDLE
short pattern for facial work.



49-1902. — 49-1908

49-1902

"BRISTOL" DIATHERMY POINT, (A) insulated,
25 mm., long, with 4 mm. non-insulated tip.

49-1904

"BRISTOL" DIATHERMY POINT, (B) as above
but 55 mm long, with 4 mm non-insulated tip.

49-1906

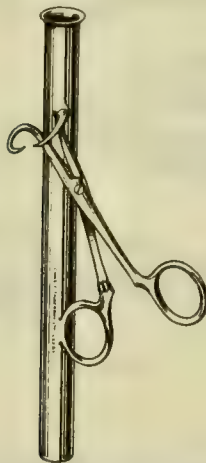
"BRISTOL" DIATHERMY POINT, (C) as above
but 55 mm long, with 7 mm non-insulated tip.

49-1908

"BRISTOL" DIATHERMY POINT, (D) as above
but 55 mm. long, with 11 mm non-insulated tip.

49-1910

DIATHERMY CABLE, rubber covered, for use with
above



49-1920

49-1920

WINGFIELD'S DIATHERMY "QUIVER", stain-
less steel.

*This instrument provides a convenient receptacle for
a Diathermy Handle or Wheeler-Poolé's Suction
Tube when not in use. By means of the tenaculum
forceps—welded to the tube—the "Quiver" can be
clipped to the most convenient position in the field
of operation.*



49-1922

49-1922

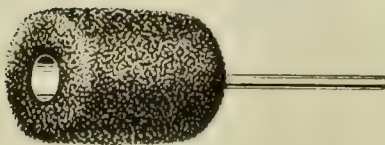
DIATHERMY "QUIVER", black anti-static rubber
tube, with eyelet for attachment to drapes, size
12 in long x 2 1/4 in diameter x 1/4 in. wall (304.8 x
63.5 x 3.1 mm.)

49-1924

DIATHERMY "QUIVER", as above, but 8 in. long
x 2 1/4 in diameter x 1/4 in. wall, (203 x 63.5 x 3.1 mm.).

49-1926

DIATHERMY "QUIVER", as above but 9 in. long
x 1 3/4 in. diameter x 1/4 in. wall (228.6 x 44.4 x
3.1 mm.).



49-1934

49-1934

BODENHAM'S ABRASIVE CYLINDER for
DERMABRASION, coated with silicone carbide
granules, and with stem to fit standard dental drill
handpiece, size 1 1/4 in. long x 3/4 in. diameter,
(28.6 x 19 mm.)

49-1936

BODENHAM'S ABRASIVE CYLINDER, as above
but size 3/4 in long x 7/8 in. diameter (15.8 x 19 mm.)

DIATHERMY MACHINES — SUCTION PUMPS

*For details see our General Instrument Catalogue
or request literature*

49-1946

BODENHAM'S NERVE STIMULATOR, complete with plate-electrode and boilable cables, **without** dissecting forceps.

49-1948 CABLES for above.


49-1950 BATTERY for above.

Designed for stimulating the Facial Nerve during dissection for removal of Parotid Tumours.

D. C. Bodenham, M.B., F.R.C.S.E. Bristol.

This apparatus is now fully transistorised to meet all electrical safety demands in modern operating theatres.

Literature upon request.



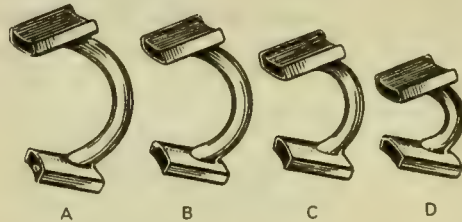
49-1946

ADDENDA


49-0066

HAYTON-WILLIAMS' MOUTH PROPS, four sizes A, B, C, & D, solid rubber on curved metal bar, chromium plated.

Vide: The "Lancet". February 27th, 1965, page 469.



49-0066



49-1630

49-1630

FRENCHAY HOSPITAL PATTERN modified SILVER'S CARTILAGE CHISELS, three patterns, straight, curved left and curved right, stainless steel.

49-1048









DAVIS & GECK DERMALENE


LINEAR POLYETHYLENE MONOFILAMENT SUTURES

Advantages:—

- 1 **Exceptionally inert** — in use, excellent tissue tolerance to linear polyethylene has been demonstrated. Foreign body reactions, in comparison to other similar non-absorbable sutures, are virtually obviated.
- 2 **Low elasticity**, free from stiffness. It will not readily kink or coil, moulds well to tissues, knots firmly with a double knot, and has less tendency to slip than other similar monofilament sutures.
- 3 **Surgical uses**—invaluable in **plastic** and vascular surgery, or any procedures where an extremely inert suture is required.

Packed in cartons containing 12 sutures each in **SURGILOPE SP** double plastic envelope, sterilized ready for immediate use.

| Product No. | Suture Size | Needle Type | |
|----------------------------------|-----------------------------------|---|---|
| 12701-43 | 3-0 x 40" (101.6 cm) | Non-needed. | |
| 12712-33 12712-43 | 4-0 x 30" (76.2 cm) 3-0 | 25 mm. ½ circle round bodied |  |
| 12731-23 12731-33 12731-43 | 5-0 4-0 x 18" (45.7 cm) 3-0 | 19 mm. curved reverse cutting. |  |
| 12732-23 12732-33 | 5-0 x 18" (45.7 cm) 4-0 | 12 mm. curved reverse cutting. |  |
| 12733-33 12733-43 | 4-0 x 18" (45.7 cm) 3-0 | 24 mm. curved reverse cutting. |  |
| 12736-43 | 3-0 x 18" (45.7 cm) | 30 mm. curved reverse cutting |  |
| 12751-23 12751-33 | 5-0 x 30" (76.2 cm) 4-0 | 18 mm. ½ circle round bodied Double Armed. |  |
| 12752-23 | 5-0 x 30" (76.2 cm) | 12 mm. curved round bodied Double Armed. |  |
| 12755-33 12755-43 | 4-0 x 30" (76.2 cm) 3-0 | 25 mm. ½ circle round bodied. Double Armed. |  |



49-1714

49-1714

FRENCHAY HOSPITAL

PATTERN MATTRESS, for cleft palate operations.

Made of special density sponge rubber and covered with anti-static rubber sheeting, size 30 in. (76.2 cm.) long by 13 in. (330.2 mm.) wide, having 5 in. (127 mm.) diameter recess for patient's head.

49-1716 PAD, sponge rubber, covered with anti-static rubber sheeting, to partially fill recess in mattress, size 5 in. (127 mm.) diameter by 1 in. (25.4 mm.) thick.


49-1718 PAD, as above but 5 in. (127 mm.) diameter by ½ in. (12.7 mm.) thick.

| | | | |
|---|-----------|---|-----------|
| A | | C | |
| Abrasive Cylinders | 74 | Cables, Diathermy | 74 |
| Adson's Dissecting Forceps | 11 | Dissecting Forceps | 13, 15 |
| Alae Retractors | 24 | Caliper | 29 |
| Alar Cartilage Scissors | 17 | for Breast Reduction | 29 |
| Allis' Tissue Forceps | 10-11 | Canaliculus Dilator | 31 |
| American Pattern Suction Tube | 32 | Cartilage Scissors | 17-18 |
| Anacap Silk | 43 | Cartridge Dental Syringe | 2 |
| Anaesthetic Mouth Gags | 1 | Catheters, Foley's, Self-Retaining | 44 |
| Syringes and Needles | 3 | Malecot's | 44 |
| Andersen's Tendon Tunnelling Forceps | 65 | Spigots | 44 |
| Anvil for Hand Surgery | 66 | Cement, Latex, for Dermatome | 8 |
| Apicoectomy Retractor | 24 | Charnley's (McIndoe) Dissecting Forceps | 12 |
| Arm Table | 66 | Cheate's Sterilizer Forceps | 32 |
| Artery Forceps | 15-16, 70 | Cheek Retractors | 22-23 |
| Ashton Miller's Modified Clutton's Bougies | 44 | Chisels, | 62-63, 75 |
| Aufrecht's Nasal Retractor | 21 | Circumferential Awls | 70 |
| Scissors | 17-18 | Citelli's Gouge Forceps | 54 |
| Aural Forceps | 55 | Clamps, Cross Leg Flap | 29 |
| Awls | 68-70 | Cleft Palate Hook | 50 |
| B | | Mattress | 76 |
| Bachaus' Towel Forceps | 10 | Needles | 34 |
| Bakewell's Strip | 33 | Raspatories | 50-51 |
| Ballenger's Nasal Swivel Knives | 46 | Suture Needles | 39 |
| Barker's Spinal Needle | 69 | Clutton's Bougies | 44 |
| Barron's Needle Holder with Ligature Cutter | 35 | (Ashton Miller's modification) | 44 |
| Barsky's Cleft Palate Raspatory | 50 | Cohney's Scissors Introducer | 18 |
| Dissecting Forceps | 11 | Collars "Double Stop" Clamping Forceps | 40 |
| Glabella Rasp | 57 | Sutures | 40 |
| Ligature Forceps | 11 | Composition, Stent's | 33 |
| Nasal Osteotome | 60 | Cotton Wool Holder | 30 |
| Rasp | 57 | Crile's Artery Forceps | 15 |
| Retractor | 21 | Retractors | 22 |
| Scissors | 18 | Cross Leg Clamp | 29 |
| Pharyngeal Flap Elevator | 51 | Cupro-Nickel Screws | 33 |
| Skin Hook | 21 | Curettes, Read's | 58 |
| Beads, "Double Stop" | 40 | Cutters, Fascia | 65 |
| Black Gutta Percha | 33 | Cylinders, Dermabrasion | 74 |
| Blades, Dermatome | 8 | Czerny's Retractor | 22 |
| Scalpel | 4 | | |
| Skin Graft Knives | 5-6 | D | |
| Surgical Saw | 53 | D & G Anacap Silk | 43 |
| Blair's Skin Graft Knife | 6 | Sutures (Surgilope) | 43 |
| "Boat Hook" Retractor | 26 | Flexon Sutures | 42 |
| Bodenham's Abrasive Cylinders | 74 | Deaver's Retractors | 22 |
| Nerve Stimulator | 75 | Debakay's Needle Holders | 35 |
| Skin Grafting Knives | 5 | Denis Browne's Suture Needles | 39 |
| Surgical Saw | 53 | Towel Forceps | 10 |
| Bone Awls | 68-69 | Dental Cavity Syringe | 33 |
| Cutting Forceps | 56-57 | Elevators | 72-73 |
| Drills | 68-69 | Forceps | 71 |
| Gouge Forceps | 55 | Instruments (Set) | 73 |
| Holding Forceps | 47 | Mirror | 31 |
| Levers | 48-49 | Packing Forceps | 12 |
| Nibblers | 56 | Probes | 32 |
| Rugines | 52 | Syringe | 2 |
| Bonney's Blue | 33 | Depressors, Tongue | 33 |
| Bougies, Clutton's | 44 | Dermalene Sutures | 76 |
| Ashton Miller's modified Clutton's | 44 | Dermatome, Mechanical | 8 |
| Bowman's Lachrymal Probes | 31 | .. Blades | 8 |
| Braided Silk Sutures | 43 | .. Cement | 8 |
| Braithwaite's Dissecting Forceps | 12 | Brush | 8 |
| Nasal Chisels | 62 | Desloughing Dissecting Forceps | 12 |
| Brand's Plantaris Stripper | 65 | Desmarre's Retractors | 22 |
| Breast Reduction Forceps | 29 | Diathermy Cable | 74 |
| Bristol Diathermy Handle | 74 | Handle | 74 |
| Bristow's Bone Lever | 48 | Points | 74 |
| Brown's Dissecting Forceps | 12 | "Quivers" | 74 |
| Browne's (Denis) "Double Stop" Suture Beads | 40 | Dilators, Canaliculus | 31 |
| Clamping | | Vaginal | 44 |
| Forceps | 40 | Dissecting Forceps | 11-15 |
| Collars | 40 | Scissors | 18 |
| Catheter Introducer | 45 | Dissectors | 30 |
| Penile Holding Forceps | 10 | Probe | 30 |
| Buccal Flap Retractors | 26 | Dotts (Kilner's) Mouth Gag | 1 |
| Bulbar Tracheotomy Tubes | 2 | Doyen's Rib Raspatories | 52 |
| Burns Desloughing Dissecting Forceps | 12 | Shears | 57 |
| Brush, Mastisol | 33 | | |

- Drills 33, 67-69
 Bone 69
 for Moule's Instruments 67
 Stock 68
 Twist 33
 "Duray" Scalpel Blades 4
 Handles 4
- E**
 East Grinstead Fascia Lata Temporalis Needle 34
 Scissors 19
 Eckhoff's Bone Cutting Forceps 56
 Eddey's Parotid Retractor 23
 Elephant Ear Sponges 33
 Elevators, Dental 72-73
 Mala: 49
 Periosteal 52
 Pharyngeal Flap 51
 Zygomatic 49
 Emmett's Needle Holder 35
 Evan's Modified McIndoe's Dissecting Forceps 12
- F**
 Fascia Cutter 65
 Lata Needles 33-34
 Needle 35
 Strippers 65
 Farabeuf's Rugines 52
 Ferguson's "Lion" Forceps 47
 Fischl's Dissecting Forceps 13
 Flexon Sutures, D. & G 42
 Foley's Catheter Introducers 45
 Foley's Self Retaining Catheters 44
 Forceps, Artery 15-16, 70
 Aural 55
 Bone Cutting 56-57
 Nasal Hump 56
 Holding 47
 Breast Reduction 29
 Collar Crushing, "Double Stop" Sutures 40
 Dental 71
 Packing 12
 Dissecting 11-15
 Gouge 54-55
 Ligature 11
 Lower Molar 72
 Stump 72
 Maxillary Disimpaction 48
 Fracture 48
 Nasal Cutting 55
 Dressing 46
 Redressing 47
 Septum 46
 Nibbling 54
 Necrosis 47
 Screw Holding 67
 Sinus 32
 Sphenoidal Punch 54
 Sterilizer 32
 Suture Holding 14
 Tendon Tunnelling 65
 Tissue 10-11
 Towel 10
 Foster's Needle Holder 19, 35
 Scissors and Needle Holders 19, 35
 Frenchay Hospital Pattern Towel Forceps 10
 Mattress 76
 (Silver's) Cartilage Chisels 75
 French Pattern Chisels 62
 Osteotomes 60
 Fry's (Kelsey) Bone Awls for Wire 69
 Furlong's Tendon Strippers 65
- G**
 Gabarro's Graft Board 28
 Gags, Mouth 1
 Gibson-Ross Knife 7
 Skin Graft Boards 28
 Gigli's Skull Saws 53
- Gillies' Anaesthetic Syringe 3
 Calipers, Breast Reduction 29
 Dissecting Forceps 13
 Scissors and Needle Holder 19, 36
 Skin Hooks 23
 "Glasgow Pattern" Nibbling Forceps 54
 Glass Well 30
 Gouge Forceps 54-55
 Gouges 64
- H**
 Hajek's Cheek Retractor 23
 Sphenoidal Punch Forceps 54
 Halstead's "Mosquito" Artery Forceps 15
 Hammer for Hand Surgery 59
 Hand Chisels 63
 Gouges 64
 Osteotomes 60
 Handles, Diathermy 74
 for Skull Saws 53
 Harris' Intra-Tracheal Connections 2
 Harrison's Bone Holding Forceps 47
 Dissecting Forceps 13
 Modified Bodenham Blair Skin Grafting Knife 6
 Hartmann's Nasal Conchotome 55
 Hayton-William's Downward Traction Maxillary Fracture Forceps 48
 Forward Traction and Reduction Maxillary Fracture Forceps 48
 Mouth Props 75
 Spring Loaded Screw Holding Screwdriver 67
 Heath's Mallet 59
 Stitch Scissors 19
 Henckel's Aural Forceps 55
 Hill's Nasal Raspatory 49
 Holder for Cotton Wool 30
 Holdsworth's Cleft Palate Needles 34
 Hooks, Cleft Palate 50
 Skin 21, 23-24
 Tracheal 27
 Howarth's Nasal Raspatory 49
 Humby's Double Skin Hook 23
 Skin Grafting Knife 6
- I**
 Insufflator 30
 Intra-Tracheal Connections 2
 Introducers for Foley's Catheter 45
 Introducers, Wire 69
- J**
 Jansen's Bone Nibblers 56
 Gouge Forceps 55
 Jenkin's Chisels 62
 Gouges 64
 Joseph's Nasal Knife 4
 Raspatories 49
 Saws 53
 Skin Retractors 23
- K**
 Kelsey Fry's Bone Awls 69
 Key's Bone Cutting Forceps 56
 Killely's Circumferential Wire Introducers 69
 Molar Retractors 23
 Killian's Nasal Gouge 64
 Kilner's Alae Retractors 24
 Apicoectomy Retractor 24
 Artery Forceps 16
 Modified Dotts Mouth Gag 1
 Nasal Retractor 24
 Needle Holders 36
 Retractors 24
 Scissors 20
 Skin Hook 24
 Suture Carrier for Mouth Gag 1

| | | | |
|--|-----------|--|--|
| Knives, Nasal | 4, 46 | | |
| Skin Grafting | 5-7 | | |
| Kocher's Clamp for Breast Reduction | 29 | | |
| L | | | |
| Labial Flap Retractor | 27 | | |
| Lachrymal Probes | 31 | | |
| Lack's Tongue Depressor | 33 | | |
| Lahey's Scissors | 20 | | |
| Lane's Bone Lever | 48 | | |
| Cleft Palate Mouth Gag | 1 | | |
| Suture Needles | 39 | | |
| Dissecting Forceps | 13 | | |
| Langenbeck's Retractors | 24-25 | | |
| Lang's Eye Speculum | 25 | | |
| Latex Cement for Dermatome | 8 | | |
| Lawrance's Needle Holder | 37 | | |
| Lawson Tait's Artery Forceps | 70 | | |
| Lead Sheeting | 33 | | |
| Liebreich's Lachrymal Probes | 31 | | |
| Ligature Cutter/Needle Holder | 35 | | |
| Forceps | 11 | | |
| Lingual Flap Retractors | 26 | | |
| Lister's Dissecting Forceps | 14 | | |
| Liston's Bone Cutting Forceps | 56 | | |
| Lower Molars Forceps | 72 | | |
| Stumps Forceps | 72 | | |
| Luc's Nasal Cutting Forceps | 55 | | |
| Luer's Gouge Forceps | 55 | | |
| M | | | |
| McIndoe's Bone Cutting Forceps | 57 | | |
| Cleft Palate Raspatory | 51 | | |
| Dissecting Forceps | 12-14 | | |
| Nasal Chisels | 62 | | |
| Rasps | 57-58 | | |
| Retractor | 25 | | |
| Scissors | 20 | | |
| Vaginal Dilator | 44 | | |
| Mould | 44 | | |
| McKelvey's Drill | 68 | | |
| Macdonald's Dissector | 30 | | |
| Macewen's Chisels | 62 | | |
| Magill's Suction Tubes | 32 | | |
| Insulated | 32 | | |
| Malar Elevator | 49 | | |
| Malecot Catheters | 44 | | |
| Mallets | 59-60 | | |
| Maltz' Nasal Rasps | 58 | | |
| Manchester Nasal Hand Osteotomes | 60 | | |
| Mapping Pen | 31 | | |
| "Maryfield" Pattern Foley's Catheter Introducers | 45 | | |
| Mastisol | 33 | | |
| Brush | 33 | | |
| Mastoid Retractors | 25, 28 | | |
| Matthew's Cross Leg Clamp | 29 | | |
| Osteotome | 61 | | |
| Mattress, Cleft Palate | 76 | | |
| Mayo's Needle Holders | 37-38 | | |
| Scissors | 21 | | |
| Towel Forceps | 10 | | |
| Maxillary Disimpaction Forceps | 48 | | |
| Fracture Forceps | 48 | | |
| Measures | 30 | | |
| Mechanical Dermatome | 8 | | |
| Meeson's Dental Elevators | 73 | | |
| Mirror, Dental | 31 | | |
| Mitchell's Trimmer, Cleft Palate | 51 | | |
| Mollison's Mastoid Retractor | 25 | | |
| Morse Type Twist Drills | 33 | | |
| "Mosquito" Artery Forceps | 15-16 | | |
| Moule's Jaw Instruments | 67 | | |
| Mount Vernon Dissecting Forceps | 14 | | |
| Mouth Gags | 1 | | |
| Mouth Props | 2, 75 | | |
| Mowlem's Nasal Saw | 53 | | |
| Mustarde's Dissecting and Suture Holding Forceps | 14 | | |
| Needle Holder | 38 | | |
| N | | | |
| Nasal, Chisels | 62-63 | | |
| Conchotomes | 55 | | |
| Cutting Forceps | 55 | | |
| Dressing Forceps | 46 | | |
| Gouges | 64 | | |
| Knives | 4, 46 | | |
| Osteotomes | 60-61 | | |
| Polypi Forceps | 46 | | |
| Rasps | 57 | | |
| Raspatories | 49 | | |
| Redressing Forceps | 47 | | |
| Retractors | 21, 24 | | |
| Saws | 53 | | |
| Scissors | 18 | | |
| Scoops | 59 | | |
| Septum Forceps | 46 | | |
| Speculum | 46 | | |
| Necrosis Forceps | 47 | | |
| Needle Holders | 19, 35-38 | | |
| Holder/Ligature Cutter | 35 | | |
| Holder-Scissors combined | 19, 35-36 | | |
| Needles, Cleft Palate | 34 | | |
| Fascia | 35 | | |
| Lata | 34 | | |
| Schimmel's | 2-3 | | |
| Spinal | 69 | | |
| Suture | 39 | | |
| Nerve Stimulator | 75 | | |
| Nettleship's Canaliculus Dilator | 31 | | |
| Nibbling Forceps | 54 | | |
| Nibs for Mapping Pens | 31 | | |
| O | | | |
| Oldfield's Cleft Palate Suture Needles | 39 | | |
| Olivecrona's Modified Gigli's Skull Saws | 53 | | |
| Osteotomes | 60-61 | | |
| Nasal | 60-61 | | |
| P | | | |
| Parker's Arm Table | 66 | | |
| Parotid Retractor | 23 | | |
| Pen, Mapping | 31 | | |
| Pigott's Dissecting Forceps | 14 | | |
| Pitkin's Anaesthetic Syringe | 3 | | |
| Plastasutes | 41 | | |
| Pliers | 70 | | |
| Points, Diathermy | 74 | | |
| Potter's Modified Bodenham-Humby's Skin | | | |
| Grafting Knife | 6 | | |
| Pott's-Mayo's Needle Holder | 38 | | |
| Probes | 31-32 | | |
| Dental | 32 | | |
| Lachrymal | 31 | | |
| Props, Mouth | 2, 75 | | |
| Pulvertaft's Tendon Sutures | 41 | | |
| R | | | |
| "R.A.F." Pattern Insufflator | 30 | | |
| Rasps, Glabella | 57 | | |
| Nasal | 57-58 | | |
| Raspatories, Cleft Palate | 50-51 | | |
| Nasal | 49 | | |
| Rib | 52 | | |
| Septum | 49 | | |
| Read's Chisels | 63 | | |
| Curettes | 58 | | |
| Dental Forceps | 71 | | |
| Gouges | 64 | | |
| Hand Chisels | 63 | | |
| (Jansen's) Bone Nibblers | 56 | | |
| (Moon's) Probe | 32 | | |
| Osteotomes | 61 | | |
| Periosteal Elevators | 52 | | |
| Retractor | 25 | | |
| (Waugh's) Dissecting Forceps | 14 | | |
| Reidy's Nasal Rasp | 58 | | |
| Retractors, Alae | 24 | | |
| Apicoectomy | 24 | | |
| "Boat Hook" | 26 | | |

| | | | |
|-------------------------------------|-----------|--|-----------|
| Retractors, Buccal Flap | 26 | Strippers, Plantaris | 65 |
| Cheek | 22-23 | Tendon | 65 |
| Hand Surgery | 27 | Suction Tubes | 32 |
| Labial Flap | 27 | Suture Carrier for Dott's Mouth Gag | 1 |
| Lingual Flap | 26 | Needles | 39 |
| Mastoid | 25, 28 | Cleft Palate | 39 |
| Molar | 23 | Silk | 43 |
| Nasal | 21, 24 | Wire | 40 |
| Parotid | 23 | Sutures, | 40-43, 76 |
| Skin | 23, 27 | Tendon | 41 |
| Tissue | 25 | Swedish Pattern Chisels | 63 |
| Wisdom Tooth | 27 | Drill | 68 |
| Reverdin Needles | 34 | Gouges | 64 |
| Rib Shears | 57 | Osteotomes | 61 |
| Rowe's "Boat Hook" Retractor | 26 | Syringes, Anaesthetic | 3 |
| Bone Drill | 68 | Dental Cavity | 33 |
| Buccal Flap Retractors | 26 | | |
| Circumferential Awls | 70 | T | |
| Labial Flap Retractor | 27 | Table, Arm | 66 |
| Lingual Flap Retractors | 26 | Tendon Tunnelling Forceps | 65 |
| Maxillary Disimpaction Forceps | 48 | Terrier's Artery Forceps | 16 |
| Screwdriver | 67 | Terylene, Braided | 41 |
| Screw Holding Forceps | 67 | "Thackray" Dermotome | 8 |
| Zygomatic Arch Awl | 70 | Thudichum's Nasal Specula | 46 |
| Bone Elevator | 49 | Tilley's Nasal Dressing Forceps | 46 |
| Rubber Bulbs for Insufflator | 30 | Tissue Forceps | 10-11 |
| Tops for Insufflator | 30 | Retractor | 25 |
| Rugines | 52 | Toller's Bone Drill | 69 |
| Rules | 30 | Tongue Depressors | 33 |
| Russell Davies' Burns Desloughing | | Towel Forceps | 10 |
| Dissecting Forceps | 12 | Tracheal Hooks | 27 |
| | | Tracheotomy Tubes | 2 |
| S | | Transfixion Pins for Moule's Instruments | 67 |
| Saws, Bodenham | 53 | Tubes, Tracheotomy | 2 |
| Nasal | 53 | Tudor Edwards' Rib Shears | 57 |
| Scalpel Blades | 4 | Twist Drills | 33, 68 |
| Handles | 4 | | |
| Schimmel's Needles | 2-3 | U | |
| Scissors | 17-21 | Universal Joints for Moule's Instruments | 67 |
| and Needle Holder Combined | 19, 35-36 | Upper Molars Forceps | 72 |
| Cartilage | 17-18 | Stumps Forceps | 72 |
| Dissecting | 18 | | |
| Nasal | 18 | V | |
| Stitch | 19 | Vaginal Mould | 44 |
| Scoops, Nasal | 59 | Dilator | 44 |
| Screwdrivers | 67 | Vita-Lock Pitkin's Syringe | 3 |
| Screws, Bone | 33 | Volkman's Scoops | 59 |
| Cupro-Nickel | 33 | | |
| Screw Holding Forceps | 67 | W | |
| Screwdrivers | 67 | Wallis' Dental Probe | 32 |
| Self Retaining Catheter | 44 | Dental Set | 72 |
| Septum Forceps, Nasal | 46 | Lower Molars Forceps | 72 |
| Raspatories, Nasal | 49 | Stumps Forceps | 72 |
| Shardle's Pattern Towel Forceps | 10 | Upper Molars Forceps | 72 |
| Sheehan's Fascia Lata Needles | 34 | Stumps Forceps | 72 |
| Sheeting, Lead | 33 | Stump Elevator | 73 |
| Sherman's Bone Screws | 33 | Walsham's Nasal Redressing Forceps | 46 |
| Silk Sutures | 41 | Septum Forceps | 46 |
| Sinus Forceps | 32 | Ward's Modified Archimedean Drill | 68 |
| Skin Graft Boards | 28 | Nasal Chisels | 63 |
| Cement | 8 | Osteotomes | 61 |
| Knives | 5-7 | Needle Holder | 38 |
| Pen, Mapping | 31 | Periosteal Elevator | 52 |
| Rule | 30 | Wisdom Tooth Retractor | 27 |
| Hooks | 21, 23-24 | Warwick James' Dental Elevators | 73 |
| Retractors | 23, 27 | Watson Cheyne's Dissector Probe | 30 |
| Smith-Petersen's Osteotome | 61 | Watson's Modified Lahey's Scissors | 21 |
| Specula, Eye | 25 | McIndoe's Scissors | 21 |
| Nasal | 45 | Watson Williams' Nasal Polypi Forceps | 46 |
| Spencer Well's Artery Forceps | 16 | Waugh's Dissecting Forceps | 15 |
| Sphenoidal Punch Forceps | 54 | West's Mastoid Retractor | 28 |
| Spigots, Catheter, Wooden | 44 | Wingfield's Diathermy Quiver | 74 |
| Spinal Needle | 69 | Wire Cutters | 70 |
| Sponges | 33 | Introducers | 69 |
| Stack's Retractors for Hand Surgery | 27 | Suture | 40 |
| Stent's Composition | 33 | Wisdom Tooth Retractor | 27 |
| Sterilizer Forceps | 32 | Wright's Fascia Needle | 35 |
| Strip, Stainless Steel, Bakewell's | 33 | | |
| Strippers, Fascia | 65 | Z | |
| | | Zygomatic Arch Awl | 70 |
| | | Bone Elevator | 49 |



58

